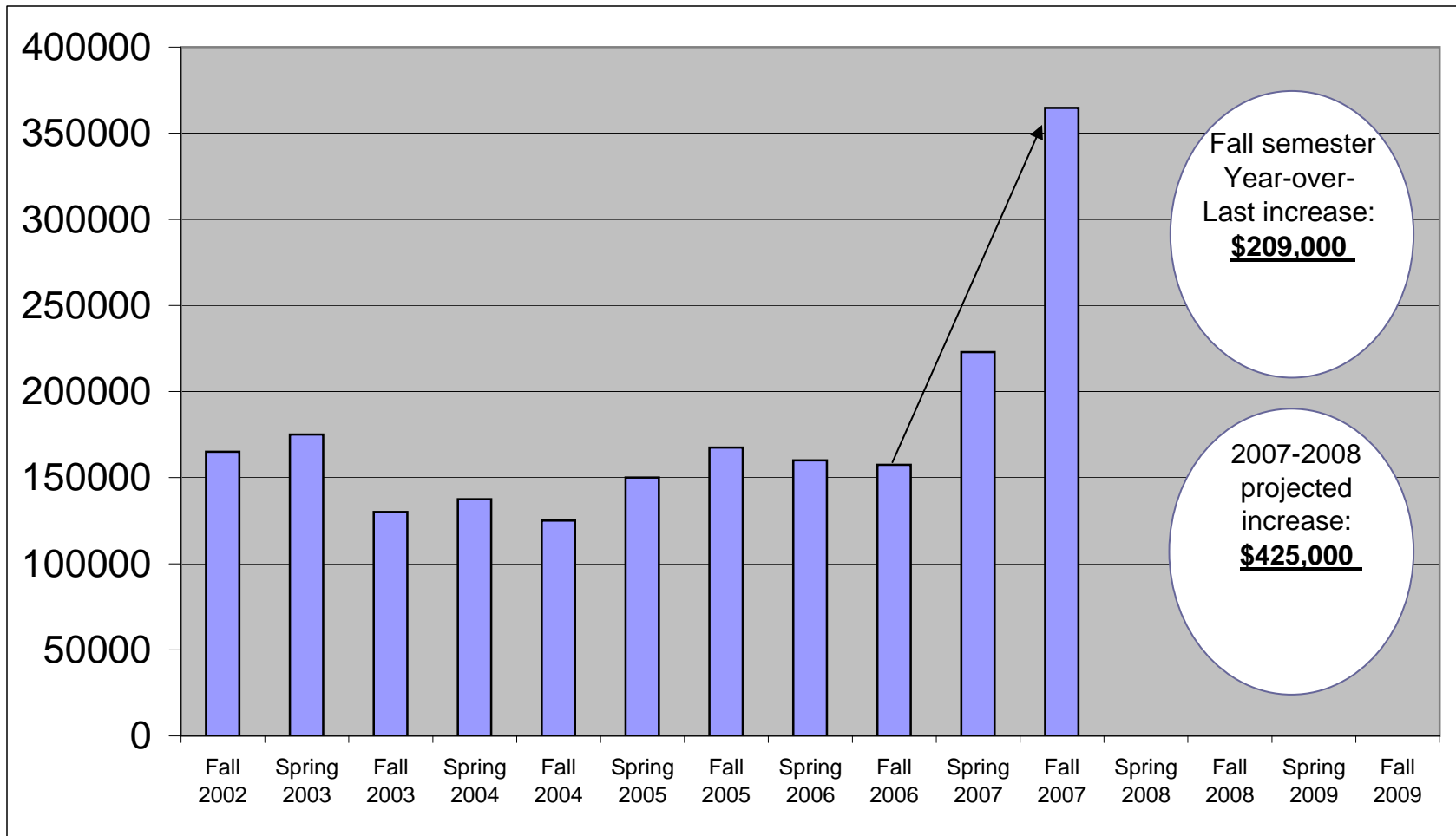
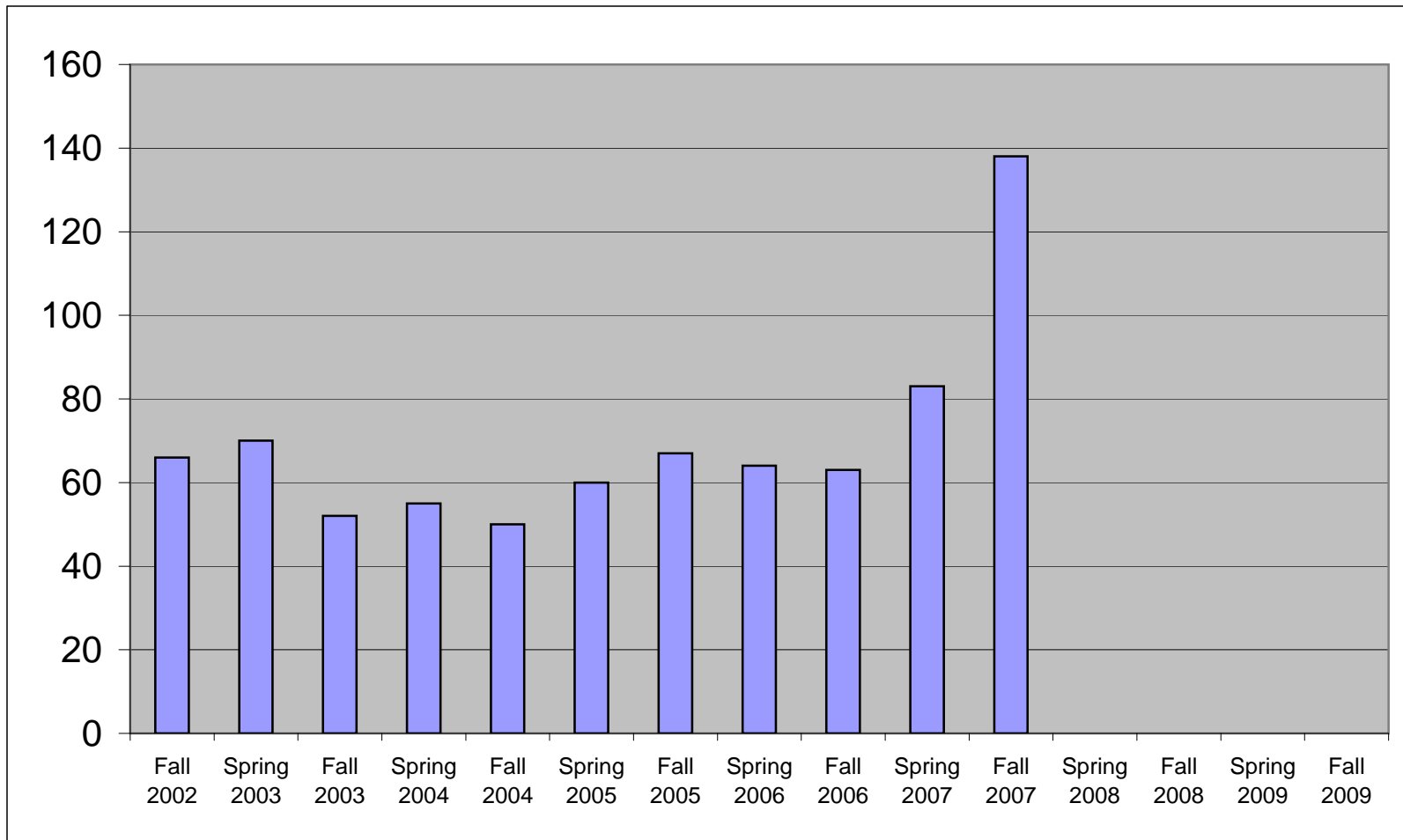


Ohlone College International Student Tuition Revenue by Term



Ohlone College International Student Enrollment Numbers by Term



Ohlone College F-1 Student Visa-Holding International Students: Enrollments and Tuition Revenues

Term	New Enrollments	Continuing Enrollments	Total Enrollments	Tuition Revenues
Fall 2002	12	54	66	\$164,989
Spring 2003	10	60	70	\$174,989
Fall 2003	12	40	52	\$129,992
Spring 2004	13	42	55	\$137,491
Fall 2004	15	35	50	\$124,992
Spring 2005	18	42	60	\$149,990
Fall 2005	24	43	67	\$167,489
Spring 2006	10	54	64	\$159,990
Fall 2006	21	42	63	\$157,490
Spring 2007	32	51	83	\$222,829
Fall 2007	74	65	138	\$364,742
Spring 2008				
Fall 2008				
Spring 2009				
Fall 2009				

Fall 2007 Ohlone College International Student Enrollment by Country

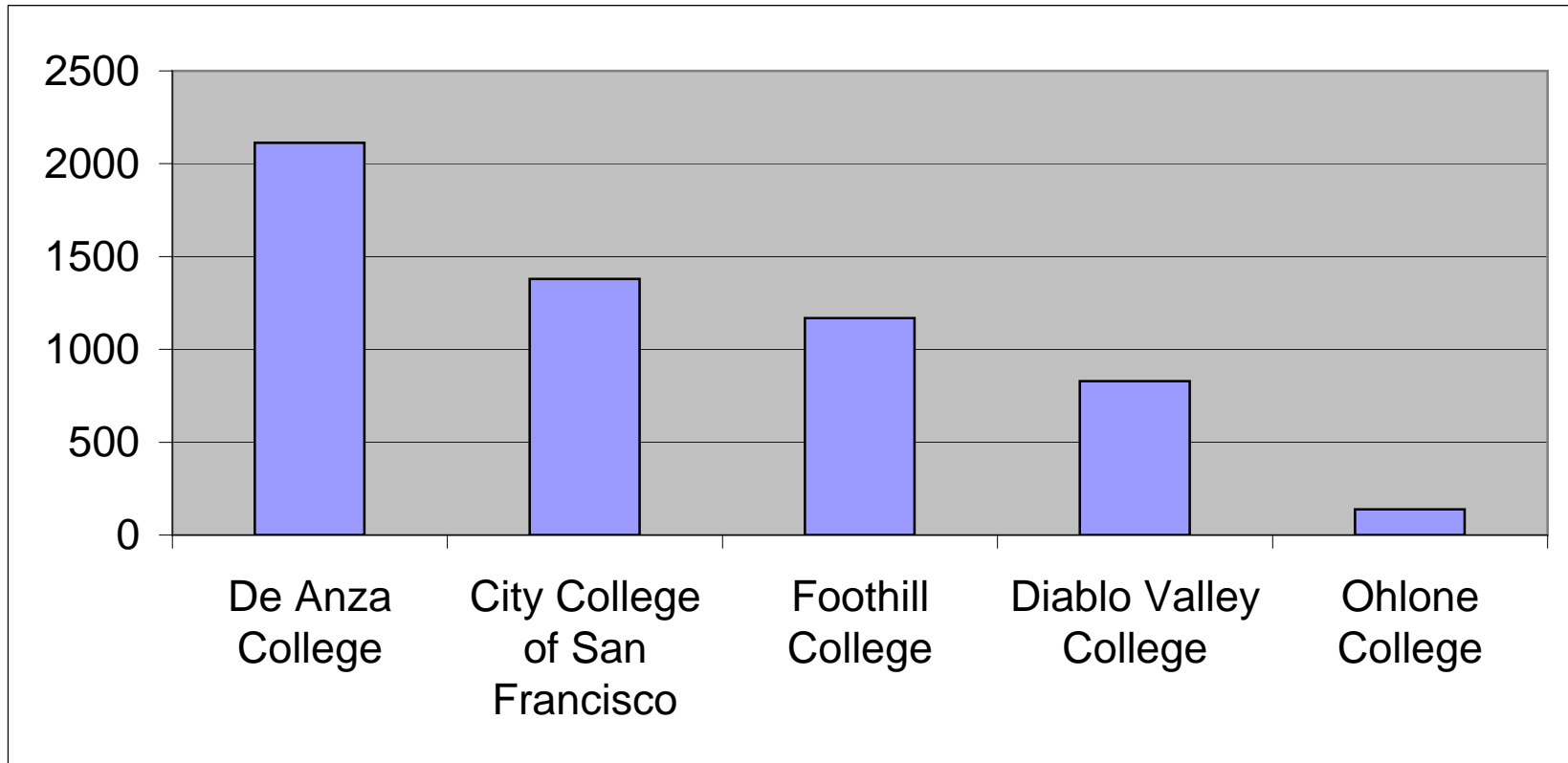
<u>Country</u>	<u>Number of Students</u>
China	34
Taiwan	19
Vietnam	14
India	11
Hong Kong	9
Japan	7
Korea (South)	6
Bulgaria	3
Canada	3
Indonesia	3
Malaysia	3
Fiji	2
Germany	2
Macau	2
Nepal	2
Singapore	2
Pakistan	2
Bolivia	1
Chile	1
Colombia	1
Ghana	1
Mali	1
Myanmar	1
Nigeria	1
Nicaragua	1
Panama	1
Peru	1
Philippines	1
South Africa	1
Sri Lanka	1
United Arab Emirates	1
TOTAL	138

Note: this TOTAL figure includes the 27 English Language Institute (ELI) students

Fall 2007 Ohlone College English Language Institute (ELI) Enrollment by Country

<u>Country</u>	<u>Number of Students</u>
China	9
Taiwan	7
Vietnam	7
Korea (South)	2
Nicaragua	1
Japan	1
TOTAL	27

Bay Area Community Colleges - Total International Student Enrollment



Bay Area Community Colleges - International Enrollments as % of Total Enrollments

College	Total International Student Enrollment	% of Total Enrollment *
De Anza College	2112	8.8
City College of San Francisco	1380	4.1
Foothill College	1168	7.6
Diablo Valley College	829	3.9
Ohlone College	138	0.75

* U.S. National Average: 4.0%