

# Student Opinion Survey Spring 2008

<b>1. Ohlone College offers a variety of courses to meet my needs and interests.</b>						
	<b>Strong 'Yes'</b>	<b>'Yes'</b>	<b>'No'</b>	<b>Strong 'No'</b>	<b>No opinion</b>	<b>Response Count</b>
Agree?	28.7% (51)	<b>59.0% (105)</b>	9.6% (17)	1.1% (2)	1.7% (3)	178
Important?	<b>61.7% (95)</b>	31.2% (48)	3.2% (5)	0.0% (0)	3.9% (6)	154
	<i>answered question</i>					<b>180</b>
	<i>skipped question</i>					<b>0</b>

<b>2. Courses at Ohlone are preparing me for my career or educational goal.</b>						
	<b>Strong 'Yes'</b>	<b>'Yes'</b>	<b>'No'</b>	<b>Strong 'No'</b>	<b>No opinion</b>	<b>Response Count</b>
Agree?	31.5% (56)	<b>52.8% (94)</b>	7.3% (13)	0.6% (1)	7.9% (14)	178
Important?	<b>59.7% (92)</b>	29.2% (45)	3.9% (6)	0.0% (0)	7.1% (11)	154
	<i>answered question</i>					<b>180</b>
	<i>skipped question</i>					<b>0</b>

<b>3. My instructors are highly skilled teachers and come to classes well prepared.</b>						
	<b>Strong 'Yes'</b>	<b>'Yes'</b>	<b>'No'</b>	<b>Strong 'No'</b>	<b>No opinion</b>	<b>Response Count</b>
Agree?	40.4% (72)	<b>42.1% (75)</b>	11.8% (21)	2.8% (5)	2.8% (5)	178
Important?	<b>72.9% (113)</b>	25.2% (39)	0.6% (1)	0.6% (1)	0.6% (1)	155
	<i>answered question</i>					<b>180</b>
	<i>skipped question</i>					<b>0</b>

4. My instructors are available to talk with me about my questions and concerns outside of class.						
	Strong 'Yes'	'Yes'	'No'	Strong 'No'	No opinion	Response Count
Agree?	39.3% (70)	<b>41.0% (73)</b>	10.1% (18)	2.8% (5)	6.7% (12)	178
Important?	<b>51.6% (80)</b>	37.4% (58)	3.9% (6)	1.9% (3)	5.2% (8)	155
	<i>answered question</i>					<b>180</b>
	<i>skipped question</i>					<b>0</b>

5. My instructors have been fair in their grading.						
	Strong 'Yes'	'Yes'	'No'	Strong 'No'	No opinion	Response Count
Agree?	<b>46.1% (82)</b>	41.6% (74)	4.5% (8)	1.7% (3)	6.2% (11)	178
Important?	<b>60.8% (93)</b>	28.1% (43)	3.3% (5)	1.3% (2)	6.5% (10)	153
	<i>answered question</i>					<b>180</b>
	<i>skipped question</i>					<b>0</b>

6. My instructors give practical examples of how theories apply to real life.						
	Strong 'Yes'	'Yes'	'No'	Strong 'No'	No opinion	Response Count
Agree?	36.5% (65)	<b>44.9% (80)</b>	9.0% (16)	1.1% (2)	8.4% (15)	178
Important?	<b>56.1% (87)</b>	36.1% (56)	1.3% (2)	0.6% (1)	5.8% (9)	155
	<i>answered question</i>					<b>180</b>
	<i>skipped question</i>					<b>0</b>

7. The quality of instruction is excellent at Ohlone.						
	Strong 'Yes'	'Yes'	'No'	Strong 'No'	No opinion	Response Count
Agree?	35.4% (63)	<b>48.3% (86)</b>	10.1% (18)	2.2% (4)	3.9% (7)	178
Important?	<b>63.9% (99)</b>	31.0% (48)	3.2% (5)	0.0% (0)	1.9% (3)	155
	<i>answered question</i>					<b>180</b>
	<i>skipped question</i>					<b>0</b>

8. My instructors are responsive to my individual needs.						
	Strong 'Yes'	'Yes'	'No'	Strong 'No'	No opinion	Response Count
Agree?	36.9% (65)	<b>42.6% (75)</b>	11.9% (21)	1.7% (3)	6.8% (12)	176
Important?	<b>54.2% (83)</b>	36.6% (56)	2.6% (4)	1.3% (2)	5.2% (8)	153
	<i>answered question</i>					<b>178</b>
	<i>skipped question</i>					<b>2</b>

9. My instructors encourage me to be actively involved and participate in class.						
	Strong 'Yes'	'Yes'	'No'	Strong 'No'	No opinion	Response Count
Agree?	<b>49.4% (88)</b>	39.9% (71)	6.2% (11)	1.7% (3)	2.8% (5)	178
Important?	<b>54.5% (84)</b>	38.3% (59)	5.2% (8)	0.6% (1)	1.3% (2)	154
	<i>answered question</i>					<b>180</b>
	<i>skipped question</i>					<b>0</b>

<b>10. Courses I need are offered at the times that are convenient to my schedule.</b>						
	<b>Strong 'Yes'</b>	<b>'Yes'</b>	<b>'No'</b>	<b>Strong 'No'</b>	<b>No opinion</b>	<b>Response Count</b>
Agree?	22.5% (40)	<b>42.1% (75)</b>	23.6% (42)	6.7% (12)	5.1% (9)	178
Important?	<b>63.6% (98)</b>	30.5% (47)	3.2% (5)	0.6% (1)	1.9% (3)	154
	<i>answered question</i>					<b>180</b>
	<i>skipped question</i>					<b>0</b>

<b>11. My instructors encourage students to examine different points of view.</b>						
	<b>Strong 'Yes'</b>	<b>'Yes'</b>	<b>'No'</b>	<b>Strong 'No'</b>	<b>No opinion</b>	<b>Response Count</b>
Agree?	28.7% (51)	<b>45.5% (81)</b>	10.7% (19)	2.2% (4)	12.9% (23)	178
Important?	38.1% (59)	<b>40.0% (62)</b>	7.7% (12)	1.3% (2)	12.9% (20)	155
	<i>answered question</i>					<b>179</b>
	<i>skipped question</i>					<b>1</b>

<b>12. My instructors engage me in learning by using technology in the classroom.</b>						
	<b>Strong 'Yes'</b>	<b>'Yes'</b>	<b>'No'</b>	<b>Strong 'No'</b>	<b>No opinion</b>	<b>Response Count</b>
Agree?	28.7% (51)	<b>43.8% (78)</b>	12.4% (22)	3.4% (6)	11.8% (21)	178
Important?	<b>38.2% (60)</b>	<b>38.2% (60)</b>	7.6% (12)	3.2% (5)	12.7% (20)	157
	<i>answered question</i>					<b>180</b>
	<i>skipped question</i>					<b>0</b>

**13. Sufficient tutoring resources are available in a variety of subjects.**

	<b>Strong 'Yes'</b>	<b>'Yes'</b>	<b>'No'</b>	<b>Strong 'No'</b>	<b>No opinion</b>	<b>Response Count</b>
Agree?	18.5% (33)	30.3% (54)	13.5% (24)	3.4% (6)	<b>34.3% (61)</b>	178
Important?	32.5% (51)	<b>36.9% (58)</b>	6.4% (10)	1.3% (2)	22.9% (36)	157
	<i>answered question</i>					<b>180</b>
	<i>skipped question</i>					<b>0</b>

**14. My grade in a class has improved because I used the on-campus tutoring services.**

	<b>Strong 'Yes'</b>	<b>'Yes'</b>	<b>'No'</b>	<b>Strong 'No'</b>	<b>No opinion</b>	<b>Response Count</b>
Agree?	9.0% (16)	11.3% (20)	14.1% (25)	4.5% (8)	<b>61.0% (108)</b>	177
Important?	19.2% (30)	20.5% (32)	9.6% (15)	2.6% (4)	<b>48.1% (75)</b>	156
	<i>answered question</i>					<b>180</b>
	<i>skipped question</i>					<b>0</b>

**15. The Ohlone library/learning resource center provides me access to the information I need for my assignments.**

	<b>Strong 'Yes'</b>	<b>'Yes'</b>	<b>'No'</b>	<b>Strong 'No'</b>	<b>No opinion</b>	<b>Response Count</b>
Agree?	10.2% (18)	22.2% (39)	8.5% (15)	1.7% (3)	<b>57.4% (101)</b>	176
Important?	24.7% (38)	26.6% (41)	4.5% (7)	1.3% (2)	<b>42.9% (66)</b>	154
	<i>answered question</i>					<b>178</b>
	<i>skipped question</i>					<b>2</b>

<b>16. The current library hours meet my research and study needs.</b>						
	<b>Strong 'Yes'</b>	<b>'Yes'</b>	<b>'No'</b>	<b>Strong 'No'</b>	<b>No opinion</b>	<b>Response Count</b>
Agree?	9.0% (16)	22.6% (40)	11.9% (21)	4.0% (7)	<b>52.5% (93)</b>	177
Important?	23.2% (36)	27.7% (43)	6.5% (10)	1.3% (2)	<b>41.3% (64)</b>	155
	<i>answered question</i>					<b>179</b>
	<i>skipped question</i>					<b>1</b>

<b>17. The information provided during Orientation was helpful to me.</b>						
	<b>Strong 'Yes'</b>	<b>'Yes'</b>	<b>'No'</b>	<b>Strong 'No'</b>	<b>No opinion</b>	<b>Response Count</b>
Agree?	10.7% (19)	22.6% (40)	4.0% (7)	0.6% (1)	<b>62.1% (110)</b>	177
Important?	19.7% (31)	26.1% (41)	3.2% (5)	0.0% (0)	<b>51.0% (80)</b>	157
	<i>answered question</i>					<b>180</b>
	<i>skipped question</i>					<b>0</b>

<b>18. It is convenient, either through WebAdvisor or at the Admissions and Records window or the Student Services center, to register for classes.</b>						
	<b>Strong 'Yes'</b>	<b>'Yes'</b>	<b>'No'</b>	<b>Strong 'No'</b>	<b>No opinion</b>	<b>Response Count</b>
Agree?	<b>45.5% (81)</b>	42.1% (75)	7.3% (13)	3.4% (6)	1.7% (3)	178
Important?	<b>62.5% (100)</b>	35.0% (56)	0.6% (1)	0.0% (0)	1.9% (3)	160
	<i>answered question</i>					<b>180</b>
	<i>skipped question</i>					<b>0</b>

<b>19. Counselors are available when I need to see them.</b>						
	<b>Strong 'Yes'</b>	<b>'Yes'</b>	<b>'No'</b>	<b>Strong 'No'</b>	<b>No opinion</b>	<b>Response Count</b>
Agree?	18.5% (33)	29.2% (52)	12.4% (22)	2.2% (4)	<b>37.6% (67)</b>	178
Important?	<b>40.6% (63)</b>	26.5% (41)	3.9% (6)	0.0% (0)	29.0% (45)	155
	<i>answered question</i>					<b>180</b>
	<i>skipped question</i>					<b>0</b>

<b>20. There are adequate support services for evening-only students.</b>						
	<b>Strong 'Yes'</b>	<b>'Yes'</b>	<b>'No'</b>	<b>Strong 'No'</b>	<b>No opinion</b>	<b>Response Count</b>
Agree?	6.2% (11)	15.8% (28)	24.3% (43)	4.5% (8)	<b>49.2% (87)</b>	177
Important?	27.7% (43)	27.1% (42)	7.1% (11)	0.6% (1)	<b>37.4% (58)</b>	155
	<i>answered question</i>					<b>179</b>
	<i>skipped question</i>					<b>1</b>

<b>21. There are adequate support services for Newark Center students.</b>						
	<b>Strong 'Yes'</b>	<b>'Yes'</b>	<b>'No'</b>	<b>Strong 'No'</b>	<b>No opinion</b>	<b>Response Count</b>
Agree?	8.0% (14)	12.1% (21)	7.5% (13)	1.7% (3)	<b>70.7% (123)</b>	174
Important?	20.1% (31)	14.9% (23)	1.9% (3)	0.6% (1)	<b>62.3% (96)</b>	154
	<i>answered question</i>					<b>176</b>
	<i>skipped question</i>					<b>4</b>

<b>22. I receive the assistance I need in academic advising and educational planning.</b>						
	<b>Strong 'Yes'</b>	<b>'Yes'</b>	<b>'No'</b>	<b>Strong 'No'</b>	<b>No opinion</b>	<b>Response Count</b>
Agree?	15.4% (27)	25.7% (45)	8.0% (14)	2.9% (5)	<b>48.0% (84)</b>	175
Important?	34.8% (54)	20.6% (32)	5.2% (8)	0.6% (1)	<b>38.7% (60)</b>	155
	<i>answered question</i>					<b>178</b>
	<i>skipped question</i>					<b>2</b>

<b>23. I am satisfied with the information I receive about career and transfer options.</b>						
	<b>Strong 'Yes'</b>	<b>'Yes'</b>	<b>'No'</b>	<b>Strong 'No'</b>	<b>No opinion</b>	<b>Response Count</b>
Agree?	13.1% (23)	32.4% (57)	5.1% (9)	1.1% (2)	<b>48.3% (85)</b>	176
Important?	23.7% (37)	33.3% (52)	3.2% (5)	0.0% (0)	<b>39.7% (62)</b>	156
	<i>answered question</i>					<b>178</b>
	<i>skipped question</i>					<b>2</b>

<b>24. The waitlist process has made it more efficient to register for the classes I want.</b>						
	<b>Strong 'Yes'</b>	<b>'Yes'</b>	<b>'No'</b>	<b>Strong 'No'</b>	<b>No opinion</b>	<b>Response Count</b>
Agree?	15.3% (27)	33.3% (59)	5.1% (9)	2.3% (4)	<b>44.1% (78)</b>	177
Important?	26.9% (42)	29.5% (46)	3.2% (5)	0.6% (1)	<b>39.7% (62)</b>	156
	<i>answered question</i>					<b>179</b>
	<i>skipped question</i>					<b>1</b>

<b>25. I receive satisfactory assistance from the Admissions and Records staff.</b>						
	<b>Strong 'Yes'</b>	<b>'Yes'</b>	<b>'No'</b>	<b>Strong 'No'</b>	<b>No opinion</b>	<b>Response Count</b>
Agree?	18.5% (33)	<b>41.0% (73)</b>	7.3% (13)	1.7% (3)	31.5% (56)	178
Important?	31.2% (48)	<b>37.7% (58)</b>	3.2% (5)	0.0% (0)	27.9% (43)	154
	<i>answered question</i>					<b>180</b>
	<i>skipped question</i>					<b>0</b>

<b>26. The Financial Aid staff provide me with good customer service.</b>						
	<b>Strong 'Yes'</b>	<b>'Yes'</b>	<b>'No'</b>	<b>Strong 'No'</b>	<b>No opinion</b>	<b>Response Count</b>
Agree?	11.3% (20)	14.7% (26)	2.3% (4)	0.6% (1)	<b>71.2% (126)</b>	177
Important?	21.4% (33)	15.6% (24)	2.6% (4)	0.0% (0)	<b>60.4% (93)</b>	154
	<i>answered question</i>					<b>178</b>
	<i>skipped question</i>					<b>2</b>

<b>27. I am satisfied with the quality and service available in the Cafeteria, food courts, and the vending machines.</b>						
	<b>Strong 'Yes'</b>	<b>'Yes'</b>	<b>'No'</b>	<b>Strong 'No'</b>	<b>No opinion</b>	<b>Response Count</b>
Agree?	5.1% (9)	19.7% (35)	9.6% (17)	11.2% (20)	<b>54.5% (97)</b>	178
Important?	12.8% (20)	30.8% (48)	6.4% (10)	4.5% (7)	<b>45.5% (71)</b>	156
	<i>answered question</i>					<b>180</b>
	<i>skipped question</i>					<b>0</b>

<b>28. Campus security officers are responsive.</b>						
	<b>Strong 'Yes'</b>	<b>'Yes'</b>	<b>'No'</b>	<b>Strong 'No'</b>	<b>No opinion</b>	<b>Response Count</b>
Agree?	14.1% (25)	16.4% (29)	4.0% (7)	0.6% (1)	<b>65.0% (115)</b>	177
Important?	29.2% (45)	20.8% (32)	0.0% (0)	1.3% (2)	<b>48.7% (75)</b>	154
	<i>answered question</i>					<b>179</b>
	<i>skipped question</i>					<b>1</b>

<b>29. I am satisfied with the availability of textbooks in the Bookstore.</b>						
	<b>Strong 'Yes'</b>	<b>'Yes'</b>	<b>'No'</b>	<b>Strong 'No'</b>	<b>No opinion</b>	<b>Response Count</b>
Agree?	14.0% (25)	<b>33.1% (59)</b>	17.4% (31)	5.1% (9)	30.3% (54)	178
Important?	<b>34.2% (53)</b>	32.3% (50)	4.5% (7)	0.6% (1)	28.4% (44)	155
	<i>answered question</i>					<b>180</b>
	<i>skipped question</i>					<b>0</b>

<b>30. I receive good customer service at the Bookstore.</b>						
	<b>Strong 'Yes'</b>	<b>'Yes'</b>	<b>'No'</b>	<b>Strong 'No'</b>	<b>No opinion</b>	<b>Response Count</b>
Agree?	26.4% (47)	<b>41.0% (73)</b>	7.3% (13)	1.7% (3)	23.6% (42)	178
Important?	34.8% (54)	<b>41.9% (65)</b>	1.3% (2)	0.6% (1)	21.3% (33)	155
	<i>answered question</i>					<b>180</b>
	<i>skipped question</i>					<b>0</b>

<b>31. I am satisfied with the service received at the Student Health Center.</b>						
	<b>Strong 'Yes'</b>	<b>'Yes'</b>	<b>'No'</b>	<b>Strong 'No'</b>	<b>No opinion</b>	<b>Response Count</b>
Agree?	10.7% (19)	10.7% (19)	0.6% (1)	1.1% (2)	<b>77.0% (137)</b>	178
Important?	20.4% (32)	15.3% (24)	1.3% (2)	0.6% (1)	<b>62.4% (98)</b>	157
	<b><i>answered question</i></b>					<b>180</b>
	<b><i>skipped question</i></b>					<b>0</b>

<b>32. My experiences at Ohlone have been consistent with what I expected from college publications and/or college representatives.</b>						
	<b>Strong 'Yes'</b>	<b>'Yes'</b>	<b>'No'</b>	<b>Strong 'No'</b>	<b>No opinion</b>	<b>Response Count</b>
Agree?	18.6% (33)	<b>51.4% (91)</b>	7.3% (13)	1.1% (2)	21.5% (38)	177
Important?	30.5% (47)	<b>49.4% (76)</b>	2.6% (4)	0.0% (0)	17.5% (27)	154
	<b><i>answered question</i></b>					<b>179</b>
	<b><i>skipped question</i></b>					<b>1</b>

<b>33. I have found the Ohlone campuses to be positive and supportive environments to pursue an education.</b>						
	<b>Strong 'Yes'</b>	<b>'Yes'</b>	<b>'No'</b>	<b>Strong 'No'</b>	<b>No opinion</b>	<b>Response Count</b>
Agree?	26.6% (47)	<b>60.5% (107)</b>	4.0% (7)	0.6% (1)	8.5% (15)	177
Important?	38.9% (61)	<b>54.1% (85)</b>	1.9% (3)	0.0% (0)	5.1% (8)	157
	<b><i>answered question</i></b>					<b>179</b>
	<b><i>skipped question</i></b>					<b>1</b>

<b>34. The student government effectively represents student interests.</b>						
	<b>Strong 'Yes'</b>	<b>'Yes'</b>	<b>'No'</b>	<b>Strong 'No'</b>	<b>No opinion</b>	<b>Response Count</b>
Agree?	5.1% (9)	11.4% (20)	3.4% (6)	1.1% (2)	<b>79.0% (139)</b>	176
Important?	9.7% (15)	21.3% (33)	3.9% (6)	0.6% (1)	<b>64.5% (100)</b>	155
	<i>answered question</i>					<b>178</b>
	<i>skipped question</i>					<b>2</b>

<b>35. I am interested in events, clubs, and activities if they are offered at a time when I can attend.</b>						
	<b>Strong 'Yes'</b>	<b>'Yes'</b>	<b>'No'</b>	<b>Strong 'No'</b>	<b>No opinion</b>	<b>Response Count</b>
Agree?	6.9% (12)	22.9% (40)	16.0% (28)	2.3% (4)	<b>52.0% (91)</b>	175
Important?	9.7% (15)	26.0% (40)	14.9% (23)	1.9% (3)	<b>47.4% (73)</b>	154
	<i>answered question</i>					<b>178</b>
	<i>skipped question</i>					<b>2</b>

<b>36. Ohlone College personnel treat all students with equal respect regardless of their age, ancestry, color, disability, gender, marital status, national origin, parental status, race, religion, sexual orientation, or veteran status.</b>						
	<b>Strong 'Yes'</b>	<b>'Yes'</b>	<b>'No'</b>	<b>Strong 'No'</b>	<b>No opinion</b>	<b>Response Count</b>
Agree?	29.1% (51)	<b>38.3% (67)</b>	6.3% (11)	2.3% (4)	24.0% (42)	175
Important?	<b>46.8% (73)</b>	34.0% (53)	3.2% (5)	0.0% (0)	16.0% (25)	156
	<i>answered question</i>					<b>178</b>
	<i>skipped question</i>					<b>2</b>

<b>37. The faculty and staff at Ohlone are sufficiently diverse to meet the needs of students.</b>						
	<b>Strong 'Yes'</b>	<b>'Yes'</b>	<b>'No'</b>	<b>Strong 'No'</b>	<b>No opinion</b>	<b>Response Count</b>
Agree?	24.7% (43)	<b>41.4% (72)</b>	1.7% (3)	3.4% (6)	28.7% (50)	174
Important?	32.0% (49)	<b>38.6% (59)</b>	3.9% (6)	2.0% (3)	23.5% (36)	153
	<i>answered question</i>					<b>177</b>
	<i>skipped question</i>					<b>3</b>

<b>38. The College promotes positive interaction among students from diverse backgrounds.</b>						
	<b>Strong 'Yes'</b>	<b>'Yes'</b>	<b>'No'</b>	<b>Strong 'No'</b>	<b>No opinion</b>	<b>Response Count</b>
Agree?	26.9% (47)	<b>35.4% (62)</b>	4.6% (8)	0.0% (0)	33.1% (58)	175
Important?	33.5% (52)	<b>36.1% (56)</b>	2.6% (4)	1.3% (2)	26.5% (41)	155
	<i>answered question</i>					<b>178</b>
	<i>skipped question</i>					<b>2</b>

<b>39. The College policies and practices demonstrate appropriate concern for issues of equity and diversity.</b>						
	<b>Strong 'Yes'</b>	<b>'Yes'</b>	<b>'No'</b>	<b>Strong 'No'</b>	<b>No opinion</b>	<b>Response Count</b>
Agree?	23.4% (41)	35.4% (62)	1.1% (2)	1.1% (2)	<b>38.9% (68)</b>	175
Important?	28.2% (44)	<b>37.8% (59)</b>	2.6% (4)	0.6% (1)	30.8% (48)	156
	<i>answered question</i>					<b>178</b>
	<i>skipped question</i>					<b>2</b>

<b>40. I have been made to feel comfortable here by staff and other students.</b>						
	<b>Strong 'Yes'</b>	<b>'Yes'</b>	<b>'No'</b>	<b>Strong 'No'</b>	<b>No opinion</b>	<b>Response Count</b>
Agree?	29.1% (51)	<b>54.9% (96)</b>	6.3% (11)	0.6% (1)	9.1% (16)	175
Important?	36.3% (57)	<b>49.0% (77)</b>	5.7% (9)	0.0% (0)	8.9% (14)	157
	<i>answered question</i>					<b>178</b>
	<i>skipped question</i>					<b>2</b>



<b>41. Campus facilities are well-maintained and provide a comfortable environment.</b>						
	<b>Strong 'Yes'</b>	<b>'Yes'</b>	<b>'No'</b>	<b>Strong 'No'</b>	<b>No opinion</b>	<b>Response Count</b>
Agree?	20.0% (35)	<b>54.3% (95)</b>	16.0% (28)	4.0% (7)	5.7% (10)	175
Important?	37.4% (58)	<b>54.8% (85)</b>	1.9% (3)	1.3% (2)	4.5% (7)	155
	<i>answered question</i>					<b>178</b>
	<i>skipped question</i>					<b>2</b>



<b>42. The campuses' landscaped areas are attractive.</b>						
	<b>Strong 'Yes'</b>	<b>'Yes'</b>	<b>'No'</b>	<b>Strong 'No'</b>	<b>No opinion</b>	<b>Response Count</b>
Agree?	22.3% (39)	<b>52.0% (91)</b>	13.7% (24)	3.4% (6)	8.6% (15)	175
Important?	20.8% (32)	<b>59.7% (92)</b>	9.7% (15)	0.6% (1)	9.1% (14)	154
	<i>answered question</i>					<b>178</b>
	<i>skipped question</i>					<b>2</b>



<b>43. I feel safe on campus.</b>						
	<b>Strong 'Yes'</b>	<b>'Yes'</b>	<b>'No'</b>	<b>Strong 'No'</b>	<b>No opinion</b>	<b>Response Count</b>
Agree?	22.4% (39)	<b>63.2% (110)</b>	6.3% (11)	0.0% (0)	8.0% (14)	174
Important?	<b>51.0% (79)</b>	41.9% (65)	0.6% (1)	0.0% (0)	6.5% (10)	155
	<i>answered question</i>					<b>177</b>
	<i>skipped question</i>					<b>3</b>

<b>44. I would recommend taking classes at Ohlone College.</b>						
	<b>Strong 'Yes'</b>	<b>'Yes'</b>	<b>'No'</b>	<b>Strong 'No'</b>	<b>No opinion</b>	<b>Response Count</b>
Agree?	40.6% (71)	<b>52.0% (91)</b>	4.0% (7)	0.6% (1)	2.9% (5)	175
Important?	40.4% (63)	<b>50.6% (79)</b>	1.9% (3)	0.0% (0)	7.1% (11)	156
	<i>answered question</i>					<b>178</b>
	<i>skipped question</i>					<b>2</b>

<b>45. If I had it to do over again, I would attend Ohlone College.</b>						
	<b>Strong 'Yes'</b>	<b>'Yes'</b>	<b>'No'</b>	<b>Strong 'No'</b>	<b>No opinion</b>	<b>Response Count</b>
Agree?	41.7% (73)	<b>48.6% (85)</b>	5.7% (10)	0.6% (1)	3.4% (6)	175
Important?	42.6% (66)	<b>44.5% (69)</b>	3.9% (6)	0.6% (1)	8.4% (13)	155
	<i>answered question</i>					<b>178</b>
	<i>skipped question</i>					<b>2</b>

46. I have completed a Student Educational Plan (SEP) with the Counseling Department.				
			Response Percent	Response Count
Yes			32.0%	57
No			68.0%	121
			<i>answered question</i>	<b>178</b>
			<i>skipped question</i>	<b>2</b>

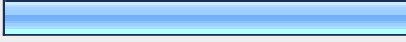


47. If you answered 'No,' go to the next page; if you answered 'Yes,' please complete the following: My SEP minimizes class conflicts at registration.				
			Response Percent	Response Count
Yes			80.4%	45
No			19.6%	11
			<i>answered question</i>	<b>56</b>
			<i>skipped question</i>	<b>124</b>











48. I took all the classes recommended on my SEP.				
			Response Percent	Response Count
Yes			70.0%	42
No			30.0%	18
			<i>answered question</i>	<b>60</b>
			<i>skipped question</i>	<b>120</b>

49. If you answered 'No,' please share with us your reasons:			
		Response Percent	Response Count
Scheduling conflicts between recommended classes		21.4%	9
Recommended class conflicted with another class I wanted to take		14.3%	6
Recommended class conflicted with other responsibilities (work, etc.) in my schedule		23.8%	10
I have chosen not to follow my SEP		21.4%	9
<b>Other (please specify)</b>		<b>45.2%</b>	<b>19</b>
<i>answered question</i>			<b>42</b>
<i>skipped question</i>			<b>138</b>











50. Pick the top 3 items from this survey, write down the item number, and tell us why the item was of importance or concern. Please add suggestions for improvement.		
		Response Count
		83
<i>answered question</i>		<b>83</b>
<i>skipped question</i>		<b>97</b>

51. What is your gender?			
		Response Percent	Response Count
Female		68.4%	121
Male		31.6%	56
<i>answered question</i>			<b>177</b>
<i>skipped question</i>			<b>3</b>



52. What is your age?			
		Response Percent	Response Count
Under 18		0.0%	0
18-20		0.0%	0
21-24		0.0%	0
25-29		0.0%	0
<b>30-39</b>		<b>44.4%</b>	<b>80</b>
40-49		32.2%	58
50-59		15.6%	28
60+		7.8%	14
		<b>answered question</b>	<b>180</b>
		<b>skipped question</b>	<b>0</b>

53. What is your primary ethnicity?			
		Response Percent	Response Count
African American/Black		6.2%	11
Asian		27.7%	49
Filipino		2.8%	5
Hispanic/Latino		8.5%	15
Middle Eastern		0.6%	1
Native American		0.6%	1
Pacific Islander		1.1%	2
<b>White</b>		<b>38.4%</b>	<b>68</b>
Decline to state		7.3%	13
Other (please specify)		6.8%	12
		<b>answered question</b>	<b>177</b>
		<b>skipped question</b>	<b>3</b>







**54. What is the primary language spoken in your home?**

		Response Percent	Response Count
English		67.1%	116
Arabic		0.6%	1
Chinese		11.6%	20
Farsi		0.0%	0
Hindi		4.0%	7
Japanese		1.2%	2
Korean		1.2%	2
Russian		0.0%	0
Spanish		2.3%	4
Tagalog		0.6%	1
Vietnamese		1.7%	3
Other (please specify)		9.8%	17
		<b>answered question</b>	<b>173</b>
		<b>skipped question</b>	<b>7</b>





**55. Do you have a disability?**

		Response Percent	Response Count
Yes		11.6%	19
No		88.4%	145
		<b>answered question</b>	<b>164</b>
		<b>skipped question</b>	<b>16</b>





**56. What is your current employment status?**

		Response Percent	Response Count
<b>Not employed</b>		33.5%	59
Part-time (less than 10 hours a week)		7.4%	13
Part-time (10-19 hours a week)		5.7%	10
Part-time (20-29 hours a week)		7.4%	13
Full-time (30-40 hours a week)		31.3%	55
More than full-time (more than 40 hours a week)		14.8%	26
		<b>answered question</b>	<b>176</b>
		<b>skipped question</b>	<b>4</b>





**57. Where are you currently taking Ohlone classes? (Check all that apply)**






		Response Percent	Response Count
<b>Fremont campus</b>		74.3%	133
Newark campus		27.9%	50
Online		20.7%	37
Another off-campus site		2.8%	5
		<b>answered question</b>	<b>179</b>
		<b>skipped question</b>	<b>1</b>













**58. When are you primarily attending Ohlone classes this semester?**

		Response Percent	Response Count
Day only		28.7%	50
<b>Evening only</b>		<b>44.3%</b>	77
Day and evening		20.7%	36
Weekends only		6.3%	11
		<b>answered question</b>	<b>174</b>
		<b>skipped question</b>	<b>6</b>

**59. How many units are you taking at Ohlone this semester?**

		Response Percent	Response Count
<b>Less than 6 units</b>		<b>55.9%</b>	100
6-11.5 units		30.2%	54
12-17.5 units		12.8%	23
18 units or more		1.1%	2
		<b>answered question</b>	<b>179</b>
		<b>skipped question</b>	<b>1</b>

60. How many semesters have you attended Ohlone, including this one?			Response Percent	Response Count
One			19.4%	34
Two			20.0%	35
Three			12.6%	22
Four			11.4%	20
<b>Five or more</b>			<b>36.6%</b>	<b>64</b>
			<i>answered question</i>	<b>175</b>
			<i>skipped question</i>	<b>5</b>

61. What is your current primary educational goal at Ohlone? (Select only one)			Response Percent	Response Count
Transfer after obtaining AA/AS			17.9%	32
Obtain AA/AS, not transfer			10.6%	19
Transfer without AA/AS			8.9%	16
Obtain vocational degree			1.7%	3
Obtain a certificate			10.1%	18
Maintain certificate or license			2.2%	4
Formulate career plans			4.5%	8
Acquire job skills			5.0%	9
Update job skills			8.4%	15
Basic skills improvement			3.9%	7
GED/high school			0.0%	0
<b>Leisure/Personal enrichment</b>			<b>19.0%</b>	<b>34</b>
Undecided			7.8%	14
			<i>answered question</i>	<b>179</b>
			<i>skipped question</i>	<b>1</b>

62. Please identify your major. (Select only one)			Response Percent	Response Count
Administration of Justice	<input type="checkbox"/>		2.3%	4
Biotechnology	<input type="checkbox"/>		1.7%	3
Business (including Administration, Accounting)	<input type="checkbox"/>		9.7%	17
Computer Science (including Computer Engineering, Networks)	<input type="checkbox"/>		11.9%	21
Deaf Studies/ASL/Interpreter Prep	<input type="checkbox"/>		4.5%	8
Early Childhood Studies	<input type="checkbox"/>		4.0%	7
English/Journalism	<input type="checkbox"/>		3.4%	6
Exercise Science/Athletic Training			0.0%	0
Entertainment Design Technology/Broadcasting			0.0%	0
Graphic Arts/Multimedia/Interior Design	<input type="checkbox"/>		2.8%	5
<b>Health Sciences (Nursing, PTA, RT)</b>	<input type="checkbox"/>		<b>16.5%</b>	<b>29</b>
Liberal Arts	<input type="checkbox"/>		4.5%	8
Mathematics/Engineering	<input type="checkbox"/>		2.8%	5
Music	<input type="checkbox"/>		2.3%	4
Natural Sciences (including Biology, Chemistry, Physics, Geology)	<input type="checkbox"/>		0.6%	1
Real Estate	<input type="checkbox"/>		0.6%	1
Social Sciences	<input type="checkbox"/>		1.7%	3
Speech Communication	<input type="checkbox"/>		1.1%	2
Undecided	<input type="checkbox"/>		15.9%	28
Other (please specify)	<input type="checkbox"/>		13.6%	24
			<b>answered question</b>	<b>176</b>
			<b>skipped question</b>	<b>4</b>