

Student Opinion Survey Spring 2008

1. Ohlone College offers a variety of courses to meet my needs and interests.						
	Strong 'Yes'	'Yes'	'No'	Strong 'No'	No opinion	Response Count
Agree?	26.5% (171)	60.9% (393)	9.8% (63)	1.2% (8)	1.6% (10)	645
Important?	65.4% (363)	31.4% (174)	1.6% (9)	0.0% (0)	1.6% (9)	555
	<i>answered question</i>					649
	<i>skipped question</i>					4

2. Courses at Ohlone are preparing me for my career or educational goal.						
	Strong 'Yes'	'Yes'	'No'	Strong 'No'	No opinion	Response Count
Agree?	30.3% (194)	56.1% (359)	7.7% (49)	1.6% (10)	4.4% (28)	640
Important?	65.5% (365)	28.7% (160)	2.5% (14)	0.5% (3)	2.7% (15)	557
	<i>answered question</i>					646
	<i>skipped question</i>					7

3. My instructors are highly skilled teachers and come to classes well prepared.						
	Strong 'Yes'	'Yes'	'No'	Strong 'No'	No opinion	Response Count
Agree?	31.6% (202)	53.8% (344)	9.7% (62)	2.8% (18)	2.0% (13)	639
Important?	71.7% (400)	25.4% (142)	1.1% (6)	0.5% (3)	1.3% (7)	558
	<i>answered question</i>					645
	<i>skipped question</i>					8

4. My instructors are available to talk with me about my questions and concerns outside of class.						
	Strong 'Yes'	'Yes'	'No'	Strong 'No'	No opinion	Response Count
Agree?	33.3% (213)	51.0% (326)	7.8% (50)	2.3% (15)	5.5% (35)	639
Important?	51.8% (290)	38.8% (217)	3.9% (22)	1.4% (8)	4.1% (23)	560
	<i>answered question</i>					645
	<i>skipped question</i>					8

5. My instructors have been fair in their grading.						
	Strong 'Yes'	'Yes'	'No'	Strong 'No'	No opinion	Response Count
Agree?	33.2% (211)	52.8% (336)	7.2% (46)	2.2% (14)	4.6% (29)	636
Important?	62.3% (346)	31.5% (175)	2.2% (12)	0.5% (3)	3.4% (19)	555
	<i>answered question</i>					643
	<i>skipped question</i>					10

6. My instructors give practical examples of how theories apply to real life.						
	Strong 'Yes'	'Yes'	'No'	Strong 'No'	No opinion	Response Count
Agree?	27.2% (174)	52.7% (337)	12.3% (79)	1.1% (7)	6.7% (43)	640
Important?	50.3% (281)	39.4% (220)	3.9% (22)	0.7% (4)	5.7% (32)	559
	<i>answered question</i>					645
	<i>skipped question</i>					8

7. The quality of instruction is excellent at Ohlone.						
	Strong 'Yes'	'Yes'	'No'	Strong 'No'	No opinion	Response Count
Agree?	25.6% (163)	54.4% (346)	11.8% (75)	2.8% (18)	5.3% (34)	636
Important?	62.7% (350)	33.7% (188)	1.4% (8)	0.2% (1)	2.0% (11)	558
	<i>answered question</i>					643
	<i>skipped question</i>					10

8. My instructors are responsive to my individual needs.						
	Strong 'Yes'	'Yes'	'No'	Strong 'No'	No opinion	Response Count
Agree?	23.6% (150)	51.3% (326)	15.9% (101)	2.8% (18)	6.3% (40)	635
Important?	48.1% (266)	41.0% (227)	4.7% (26)	1.1% (6)	5.1% (28)	553
	<i>answered question</i>					641
	<i>skipped question</i>					12

9. My instructors encourage me to be actively involved and participate in class.						
	Strong 'Yes'	'Yes'	'No'	Strong 'No'	No opinion	Response Count
Agree?	31.2% (199)	51.0% (325)	12.1% (77)	1.9% (12)	3.8% (24)	637
Important?	37.7% (209)	43.8% (243)	12.4% (69)	2.2% (12)	4.0% (22)	555
	<i>answered question</i>					642
	<i>skipped question</i>					11

10. Courses I need are offered at the times that are convenient to my schedule.						
	Strong 'Yes'	'Yes'	'No'	Strong 'No'	No opinion	Response Count
Agree?	16.0% (102)	42.9% (274)	27.9% (178)	9.7% (62)	3.6% (23)	639
Important?	62.6% (350)	31.8% (178)	3.0% (17)	0.7% (4)	1.8% (10)	559
	<i>answered question</i>					644
	<i>skipped question</i>					9

11. My instructors encourage students to examine different points of view.						
	Strong 'Yes'	'Yes'	'No'	Strong 'No'	No opinion	Response Count
Agree?	23.8% (152)	53.1% (339)	13.3% (85)	1.6% (10)	8.2% (52)	638
Important?	38.2% (211)	45.6% (252)	7.2% (40)	1.1% (6)	8.0% (44)	553
	<i>answered question</i>					641
	<i>skipped question</i>					12

12. My instructors engage me in learning by using technology in the classroom.						
	Strong 'Yes'	'Yes'	'No'	Strong 'No'	No opinion	Response Count
Agree?	21.0% (134)	49.9% (319)	17.1% (109)	3.3% (21)	8.8% (56)	639
Important?	30.9% (172)	41.7% (232)	14.9% (83)	2.7% (15)	9.7% (54)	556
	<i>answered question</i>					644
	<i>skipped question</i>					9

13. Sufficient tutoring resources are available in a variety of subjects.						
	Strong 'Yes'	'Yes'	'No'	Strong 'No'	No opinion	Response Count
Agree?	18.0% (95)	38.1% (201)	14.8% (78)	3.8% (20)	25.4% (134)	528
Important?	38.9% (182)	38.5% (180)	4.5% (21)	1.1% (5)	17.1% (80)	468
	<i>answered question</i>					531
	<i>skipped question</i>					122

14. My grade in a class has improved because I used the on-campus tutoring services.						
	Strong 'Yes'	'Yes'	'No'	Strong 'No'	No opinion	Response Count
Agree?	9.1% (48)	13.7% (72)	21.5% (113)	4.0% (21)	51.7% (272)	526
Important?	23.1% (109)	22.9% (108)	10.4% (49)	2.1% (10)	41.5% (196)	472
	<i>answered question</i>					532
	<i>skipped question</i>					121

15. The Ohlone library/learning resource center provides me access to the information I need for my assignments.						
	Strong 'Yes'	'Yes'	'No'	Strong 'No'	No opinion	Response Count
Agree?	13.5% (71)	34.9% (183)	7.4% (39)	1.9% (10)	42.2% (221)	524
Important?	33.2% (155)	29.6% (138)	4.7% (22)	1.1% (5)	31.5% (147)	467
	<i>answered question</i>					528
	<i>skipped question</i>					125

16. The current library hours meet my research and study needs.						
	Strong 'Yes'	'Yes'	'No'	Strong 'No'	No opinion	Response Count
Agree?	14.5% (76)	34.3% (180)	9.1% (48)	3.4% (18)	38.7% (203)	525
Important?	31.6% (148)	31.6% (148)	4.3% (20)	1.7% (8)	30.9% (145)	469
	<i>answered question</i>					528
	<i>skipped question</i>					125

17. The information provided during Orientation was helpful to me.						
	Strong 'Yes'	'Yes'	'No'	Strong 'No'	No opinion	Response Count
Agree?	11.3% (59)	25.4% (133)	9.5% (50)	2.1% (11)	51.7% (271)	524
Important?	23.2% (109)	27.9% (131)	5.7% (27)	1.9% (9)	41.3% (194)	470
	<i>answered question</i>					529
	<i>skipped question</i>					124

18. It is convenient, either through WebAdvisor or at the Admissions and Records window or the Student Services center, to register for classes.						
	Strong 'Yes'	'Yes'	'No'	Strong 'No'	No opinion	Response Count
Agree?	48.3% (255)	41.1% (217)	5.9% (31)	3.2% (17)	1.5% (8)	528
Important?	65.8% (314)	30.8% (147)	1.3% (6)	0.4% (2)	1.7% (8)	477
	<i>answered question</i>					531
	<i>skipped question</i>					122

19. Counselors are available when I need to see them.						
	Strong 'Yes'	'Yes'	'No'	Strong 'No'	No opinion	Response Count
Agree?	17.9% (94)	37.1% (195)	16.6% (87)	4.2% (22)	24.2% (127)	525
Important?	49.4% (231)	28.0% (131)	3.0% (14)	1.1% (5)	18.6% (87)	468
	<i>answered question</i>					528
	<i>skipped question</i>					125

20. There are adequate support services for evening-only students.						
	Strong 'Yes'	'Yes'	'No'	Strong 'No'	No opinion	Response Count
Agree?	5.2% (27)	19.4% (101)	19.4% (101)	6.5% (34)	49.5% (258)	521
Important?	26.9% (126)	27.3% (128)	4.9% (23)	1.7% (8)	39.2% (184)	469
	<i>answered question</i>					525
	<i>skipped question</i>					128

21. There are adequate support services for Newark Center students.						
	Strong 'Yes'	'Yes'	'No'	Strong 'No'	No opinion	Response Count
Agree?	7.5% (39)	16.2% (84)	7.5% (39)	2.3% (12)	66.5% (345)	519
Important?	20.8% (97)	18.5% (86)	1.9% (9)	0.6% (3)	58.2% (271)	466
	<i>answered question</i>					523
	<i>skipped question</i>					130

22. I receive the assistance I need in academic advising and educational planning.						
	Strong 'Yes'	'Yes'	'No'	Strong 'No'	No opinion	Response Count
Agree?	16.0% (83)	33.9% (176)	14.3% (74)	3.5% (18)	32.4% (168)	519
Important?	43.0% (200)	26.5% (123)	4.5% (21)	0.4% (2)	25.6% (119)	465
	<i>answered question</i>					524
	<i>skipped question</i>					129

23. I am satisfied with the information I receive about career and transfer options.						
	Strong 'Yes'	'Yes'	'No'	Strong 'No'	No opinion	Response Count
Agree?	13.9% (72)	36.3% (188)	12.0% (62)	4.2% (22)	33.6% (174)	518
Important?	38.4% (180)	32.4% (152)	2.6% (12)	0.4% (2)	26.2% (123)	469
	<i>answered question</i>					524
	<i>skipped question</i>					129

24. The waitlist process has made it more efficient to register for the classes I want.						
	Strong 'Yes'	'Yes'	'No'	Strong 'No'	No opinion	Response Count
Agree?	17.3% (90)	33.4% (174)	7.9% (41)	2.7% (14)	38.8% (202)	521
Important?	31.3% (147)	29.2% (137)	4.1% (19)	0.9% (4)	34.5% (162)	469
	<i>answered question</i>					526
	<i>skipped question</i>					127

25. I receive satisfactory assistance from the Admissions and Records staff.

	Strong 'Yes'	'Yes'	'No'	Strong 'No'	No opinion	Response Count
Agree?	14.9% (78)	41.8% (218)	9.6% (50)	4.4% (23)	29.3% (153)	522
Important?	35.3% (165)	37.0% (173)	3.4% (16)	0.4% (2)	23.9% (112)	468
	<i>answered question</i>					526
	<i>skipped question</i>					127

26. The Financial Aid staff provide me with good customer service.

	Strong 'Yes'	'Yes'	'No'	Strong 'No'	No opinion	Response Count
Agree?	12.5% (65)	16.5% (86)	5.6% (29)	1.5% (8)	63.9% (333)	521
Important?	25.7% (120)	20.1% (94)	1.9% (9)	0.6% (3)	51.6% (241)	467
	<i>answered question</i>					524
	<i>skipped question</i>					129

27. I am satisfied with the quality and service available in the Cafeteria, food courts, and the vending machines.

	Strong 'Yes'	'Yes'	'No'	Strong 'No'	No opinion	Response Count
Agree?	6.7% (35)	26.1% (136)	16.5% (86)	12.6% (66)	38.1% (199)	522
Important?	23.9% (112)	31.0% (145)	6.6% (31)	4.5% (21)	34.0% (159)	468
	<i>answered question</i>					526
	<i>skipped question</i>					127

28. Campus security officers are responsive.						
	Strong 'Yes'	'Yes'	'No'	Strong 'No'	No opinion	Response Count
Agree?	12.1% (63)	25.7% (134)	5.0% (26)	1.1% (6)	56.1% (293)	522
Important?	32.6% (152)	24.9% (116)	2.1% (10)	1.1% (5)	39.3% (183)	466
	<i>answered question</i>					527
	<i>skipped question</i>					126

29. I am satisfied with the availability of textbooks in the Bookstore.						
	Strong 'Yes'	'Yes'	'No'	Strong 'No'	No opinion	Response Count
Agree?	12.0% (63)	39.6% (207)	22.0% (115)	8.8% (46)	17.6% (92)	523
Important?	45.0% (211)	32.6% (153)	4.9% (23)	1.5% (7)	16.0% (75)	469
	<i>answered question</i>					527
	<i>skipped question</i>					126

30. I receive good customer service at the Bookstore.						
	Strong 'Yes'	'Yes'	'No'	Strong 'No'	No opinion	Response Count
Agree?	29.5% (154)	48.5% (253)	7.1% (37)	1.9% (10)	13.0% (68)	522
Important?	38.4% (180)	43.7% (205)	4.3% (20)	0.6% (3)	13.0% (61)	469
	<i>answered question</i>					525
	<i>skipped question</i>					128

31. I am satisfied with the service received at the Student Health Center.						
	Strong 'Yes'	'Yes'	'No'	Strong 'No'	No opinion	Response Count
Agree?	15.3% (80)	15.5% (81)	0.6% (3)	0.4% (2)	68.2% (356)	522
Important?	25.6% (120)	19.8% (93)	1.3% (6)	0.4% (2)	52.9% (248)	469
	<i>answered question</i>					525
	<i>skipped question</i>					128

32. My experiences at Ohlone have been consistent with what I expected from college publications and/or college representatives.						
	Strong 'Yes'	'Yes'	'No'	Strong 'No'	No opinion	Response Count
Agree?	18.6% (88)	49.0% (232)	11.2% (53)	2.1% (10)	19.0% (90)	473
Important?	31.1% (132)	48.1% (204)	3.5% (15)	0.2% (1)	17.0% (72)	424
	<i>answered question</i>					475
	<i>skipped question</i>					178

33. I have found the Ohlone campuses to be positive and supportive environments to pursue an education.						
	Strong 'Yes'	'Yes'	'No'	Strong 'No'	No opinion	Response Count
Agree?	30.6% (145)	54.2% (257)	7.0% (33)	1.5% (7)	6.8% (32)	474
Important?	47.8% (205)	45.5% (195)	2.1% (9)	0.2% (1)	4.4% (19)	429
	<i>answered question</i>					476
	<i>skipped question</i>					177

34. The student government effectively represents student interests.						
	Strong 'Yes'	'Yes'	'No'	Strong 'No'	No opinion	Response Count
Agree?	6.4% (30)	15.7% (74)	9.6% (45)	3.0% (14)	65.3% (307)	470
Important?	15.4% (65)	24.9% (105)	6.2% (26)	1.2% (5)	52.4% (221)	422
	<i>answered question</i>					473
	<i>skipped question</i>					180

35. I am interested in events, clubs, and activities if they are offered at a time when I can attend.						
	Strong 'Yes'	'Yes'	'No'	Strong 'No'	No opinion	Response Count
Agree?	11.6% (54)	28.9% (135)	17.6% (82)	3.4% (16)	38.5% (180)	467
Important?	13.9% (59)	28.4% (120)	18.0% (76)	4.3% (18)	35.5% (150)	423
	<i>answered question</i>					471
	<i>skipped question</i>					182

36. Ohlone College personnel treat all students with equal respect regardless of their age, ancestry, color, disability, gender, marital status, national origin, parental status, race, religion, sexual orientation, or veteran status.						
	Strong 'Yes'	'Yes'	'No'	Strong 'No'	No opinion	Response Count
Agree?	35.3% (166)	38.1% (179)	6.2% (29)	3.0% (14)	17.4% (82)	470
Important?	53.3% (227)	31.7% (135)	1.9% (8)	0.9% (4)	12.2% (52)	426
	<i>answered question</i>					473
	<i>skipped question</i>					180

37. The faculty and staff at Ohlone are sufficiently diverse to meet the needs of students.						
	Strong 'Yes'	'Yes'	'No'	Strong 'No'	No opinion	Response Count
Agree?	28.2% (132)	45.1% (211)	5.6% (26)	2.6% (12)	18.6% (87)	468
Important?	39.6% (167)	38.9% (164)	6.2% (26)	1.2% (5)	14.2% (60)	422
	<i>answered question</i>					471
	<i>skipped question</i>					182

38. The College promotes positive interaction among students from diverse backgrounds.						
	Strong 'Yes'	'Yes'	'No'	Strong 'No'	No opinion	Response Count
Agree?	28.1% (131)	43.0% (201)	5.4% (25)	1.1% (5)	22.5% (105)	467
Important?	37.1% (156)	39.8% (167)	4.8% (20)	0.5% (2)	17.9% (75)	420
	<i>answered question</i>					470
	<i>skipped question</i>					183

39. The College policies and practices demonstrate appropriate concern for issues of equity and diversity.						
	Strong 'Yes'	'Yes'	'No'	Strong 'No'	No opinion	Response Count
Agree?	24.7% (115)	43.1% (201)	2.4% (11)	1.1% (5)	28.8% (134)	466
Important?	33.6% (142)	40.5% (171)	3.1% (13)	0.2% (1)	22.5% (95)	422
	<i>answered question</i>					469
	<i>skipped question</i>					184

40. I have been made to feel comfortable here by staff and other students.						
	Strong 'Yes'	'Yes'	'No'	Strong 'No'	No opinion	Response Count
Agree?	30.1% (140)	53.8% (250)	8.0% (37)	0.6% (3)	7.5% (35)	465
Important?	44.1% (187)	44.8% (190)	4.5% (19)	0.2% (1)	6.4% (27)	424
	<i>answered question</i>					469
	<i>skipped question</i>					184

41. Campus facilities are well-maintained and provide a comfortable environment.						
	Strong 'Yes'	'Yes'	'No'	Strong 'No'	No opinion	Response Count
Agree?	21.2% (99)	54.7% (256)	13.2% (62)	5.6% (26)	5.3% (25)	468
Important?	42.7% (181)	50.5% (214)	2.4% (10)	0.9% (4)	3.5% (15)	424
	<i>answered question</i>					472
	<i>skipped question</i>					181

42. The campuses' landscaped areas are attractive.						
	Strong 'Yes'	'Yes'	'No'	Strong 'No'	No opinion	Response Count
Agree?	24.9% (117)	46.5% (218)	15.8% (74)	4.1% (19)	8.7% (41)	469
Important?	28.8% (122)	50.0% (212)	12.0% (51)	1.4% (6)	7.8% (33)	424
	<i>answered question</i>					472
	<i>skipped question</i>					181

43. I feel safe on campus.						
	Strong 'Yes'	'Yes'	'No'	Strong 'No'	No opinion	Response Count
Agree?	28.4% (133)	58.0% (272)	7.5% (35)	0.9% (4)	5.3% (25)	469
Important?	57.3% (243)	36.8% (156)	1.7% (7)	0.2% (1)	4.0% (17)	424
	<i>answered question</i>					472
	<i>skipped question</i>					181






44. I would recommend taking classes at Ohlone College.						
	Strong 'Yes'	'Yes'	'No'	Strong 'No'	No opinion	Response Count
Agree?	41.2% (193)	49.9% (234)	4.9% (23)	0.9% (4)	3.2% (15)	469
Important?	45.6% (193)	40.2% (170)	6.6% (28)	0.5% (2)	7.1% (30)	423
	<i>answered question</i>					472
	<i>skipped question</i>					181

45. If I had it to do over again, I would attend Ohlone College.						
	Strong 'Yes'	'Yes'	'No'	Strong 'No'	No opinion	Response Count
Agree?	39.7% (187)	43.7% (206)	6.4% (30)	1.9% (9)	8.3% (39)	471
Important?	44.2% (188)	36.5% (155)	5.6% (24)	1.2% (5)	12.5% (53)	425
	<i>answered question</i>					474
	<i>skipped question</i>					179



46. I have completed a Student Educational Plan (SEP) with the Counseling Department.			
		Response Percent	Response Count
Yes		40.3%	192
No		59.7%	284
		answered question	476
		skipped question	177

47. If you answered 'No,' go to the next page; if you answered 'Yes,' please complete the following: My SEP minimizes class conflicts at registration.			
		Response Percent	Response Count
Yes		69.3%	138
No		30.7%	61
		answered question	199
		skipped question	454

48. I took all the classes recommended on my SEP.			
		Response Percent	Response Count
Yes		63.9%	131
No		36.1%	74
		answered question	205
		skipped question	448













49. If you answered 'No,' please share with us your reasons:			
		Response Percent	Response Count
Scheduling conflicts between recommended classes		33.8%	44
Recommended class conflicted with another class I wanted to take		28.5%	37
Recommended class conflicted with other responsibilities (work, etc.) in my schedule		26.2%	34
I have chosen not to follow my SEP		21.5%	28
Other (please specify)		33.8%	44
		<i>answered question</i>	130
		<i>skipped question</i>	523



50. Pick the top 3 items from this survey, write down the item number, and tell us why the item was of importance or concern. Please add suggestions for improvement.		
		Response Count
		188
		<i>answered question</i>
		188
		<i>skipped question</i>
		465

51. What is your gender?			
		Response Percent	Response Count
Female		64.9%	298
Male		35.1%	161
		<i>answered question</i>	459
		<i>skipped question</i>	194







52. What is your age?			Response Percent	Response Count
Under 18			3.9%	18
18-20			29.7%	136
21-24			15.7%	72
25-29			11.4%	52
30-39			17.5%	80
40-49			12.7%	58
50-59			6.1%	28
60+			3.1%	14
			answered question	458
			skipped question	195

53. What is your primary ethnicity?			Response Percent	Response Count
African American/Black			3.5%	16
Asian			31.4%	143
Filipino			5.7%	26
Hispanic/Latino			8.3%	38
Middle Eastern			1.8%	8
Native American			0.9%	4
Pacific Islander			2.0%	9
White			31.6%	144
Decline to state			9.0%	41
Other (please specify)			5.9%	27
			answered question	456
			skipped question	197





54. What is the primary language spoken in your home?				
			Response Percent	Response Count
English			65.9%	298
Arabic			0.4%	2
Chinese			11.7%	53
Farsi			0.7%	3
Hindi			3.5%	16
Japanese			0.4%	2
Korean			0.9%	4
Russian			0.2%	1
Spanish			3.3%	15
Tagalog			1.5%	7
Vietnamese			2.0%	9
Other (please specify)			9.3%	42
			answered question	452
			skipped question	201

55. Do you have a disability?				
			Response Percent	Response Count
Yes			9.0%	39
No			91.0%	392
			answered question	431
			skipped question	222





56. What is your current employment status?

		Response Percent	Response Count
Not employed		36.6%	168
Part-time (less than 10 hours a week)		10.9%	50
Part-time (10-19 hours a week)		14.4%	66
Part-time (20-29 hours a week)		11.1%	51
Full-time (30-40 hours a week)		19.2%	88
More than full-time (more than 40 hours a week)		7.8%	36
		answered question	459
		skipped question	194





57. Where are you currently taking Ohlone classes? (Check all that apply)






		Response Percent	Response Count
Fremont campus		81.5%	375
Newark campus		31.7%	146
Online		24.8%	114
Another off-campus site		2.0%	9
		answered question	460
		skipped question	193














58. When are you primarily attending Ohlone classes this semester?

		Response Percent	Response Count
Day only		36.6%	167
Evening only		25.0%	114
Day and evening		34.2%	156
Weekends only		4.2%	19
		answered question	456
		skipped question	197

59. How many units are you taking at Ohlone this semester?

		Response Percent	Response Count
Less than 6 units		30.7%	141
6-11.5 units		27.2%	125
12-17.5 units		35.9%	165
18 units or more		6.1%	28
		answered question	459
		skipped question	194

60. How many semesters have you attended Ohlone, including this one?				
			Response Percent	Response Count
One			15.2%	69
Two			21.3%	97
Three			14.5%	66
Four			16.5%	75
Five or more			32.5%	148
			<i>answered question</i>	455
			<i>skipped question</i>	198

61. What is your current primary educational goal at Ohlone? (Select only one)				
			Response Percent	Response Count
Transfer after obtaining AA/AS			36.6%	169
Obtain AA/AS, not transfer			6.9%	32
Transfer without AA/AS			19.9%	92
Obtain vocational degree			0.9%	4
Obtain a certificate			6.3%	29
Maintain certificate or license			1.1%	5
Formulate career plans			2.4%	11
Acquire job skills			3.0%	14
Update job skills			3.7%	17
Basic skills improvement			1.5%	7
GED/high school			0.9%	4
Leisure/Personal enrichment			10.0%	46
Undecided			6.9%	32
			<i>answered question</i>	462
			<i>skipped question</i>	191

62. Please identify your major. (Select only one)			Response Percent	Response Count
Administration of Justice	<input type="checkbox"/>		2.7%	12
Biotechnology	<input type="checkbox"/>		1.6%	7
Business (including Administration, Accounting)	<input type="checkbox"/>		12.9%	58
Computer Science (including Computer Engineering, Networks)	<input type="checkbox"/>		8.2%	37
Deaf Studies/ASL/Interpreter Prep	<input type="checkbox"/>		3.8%	17
Early Childhood Studies	<input type="checkbox"/>		2.2%	10
English/Journalism	<input type="checkbox"/>		2.0%	9
Exercise Science/Athletic Training			0.0%	0
Entertainment Design Technology/Broadcasting	<input type="checkbox"/>		0.9%	4
Graphic Arts/Multimedia/Interior Design	<input type="checkbox"/>		4.0%	18
Health Sciences (Nursing, PTA, RT)	<input type="checkbox"/>		12.4%	56
Liberal Arts	<input type="checkbox"/>		4.2%	19
Mathematics/Engineering	<input type="checkbox"/>		4.7%	21
Music	<input type="checkbox"/>		2.4%	11
Natural Sciences (including Biology, Chemistry, Physics, Geology)	<input type="checkbox"/>		3.5%	16
Real Estate	<input type="checkbox"/>		0.2%	1
Social Sciences	<input type="checkbox"/>		4.7%	21
Speech Communication	<input type="checkbox"/>		0.7%	3
Undecided	<input type="checkbox"/>		12.2%	55
Other (please specify)	<input type="checkbox"/>		16.9%	76
			answered question	451
			skipped question	202