

Student Opinion Survey Spring 2008

1. Ohlone College offers a variety of courses to meet my needs and interests.						
	Strong 'Yes'	'Yes'	'No'	Strong 'No'	No opinion	Response Count
Agree?	30.7% (99)	58.2% (188)	10.5% (34)	0.6% (2)	0.0% (0)	323
Important?	68.1% (194)	30.2% (86)	1.4% (4)	0.0% (0)	0.4% (1)	285
	<i>answered question</i>					323
	<i>skipped question</i>					0

2. Courses at Ohlone are preparing me for my career or educational goal.						
	Strong 'Yes'	'Yes'	'No'	Strong 'No'	No opinion	Response Count
Agree?	32.4% (104)	54.2% (174)	7.5% (24)	1.9% (6)	4.0% (13)	321
Important?	69.5% (198)	26.3% (75)	1.8% (5)	0.4% (1)	2.1% (6)	285
	<i>answered question</i>					322
	<i>skipped question</i>					1

3. My instructors are highly skilled teachers and come to classes well prepared.						
	Strong 'Yes'	'Yes'	'No'	Strong 'No'	No opinion	Response Count
Agree?	31.7% (101)	55.5% (177)	8.2% (26)	2.5% (8)	2.2% (7)	319
Important?	69.7% (198)	26.8% (76)	1.1% (3)	0.7% (2)	1.8% (5)	284
	<i>answered question</i>					321
	<i>skipped question</i>					2

4. My instructors are available to talk with me about my questions and concerns outside of class.						
	Strong 'Yes'	'Yes'	'No'	Strong 'No'	No opinion	Response Count
Agree?	36.4% (117)	52.6% (169)	5.6% (18)	2.2% (7)	3.1% (10)	321
Important?	50.0% (143)	42.0% (120)	4.2% (12)	1.7% (5)	2.1% (6)	286
	<i>answered question</i>					322
	<i>skipped question</i>					1

5. My instructors have been fair in their grading.						
	Strong 'Yes'	'Yes'	'No'	Strong 'No'	No opinion	Response Count
Agree?	33.1% (106)	52.5% (168)	7.5% (24)	2.5% (8)	4.4% (14)	320
Important?	66.2% (188)	27.8% (79)	2.5% (7)	0.7% (2)	2.8% (8)	284
	<i>answered question</i>					322
	<i>skipped question</i>					1

6. My instructors give practical examples of how theories apply to real life.						
	Strong 'Yes'	'Yes'	'No'	Strong 'No'	No opinion	Response Count
Agree?	29.9% (96)	50.5% (162)	11.8% (38)	0.9% (3)	6.9% (22)	321
Important?	51.9% (148)	39.3% (112)	3.2% (9)	1.1% (3)	4.6% (13)	285
	<i>answered question</i>					322
	<i>skipped question</i>					1

7. The quality of instruction is excellent at Ohlone.						
	Strong 'Yes'	'Yes'	'No'	Strong 'No'	No opinion	Response Count
Agree?	27.1% (87)	54.8% (176)	10.6% (34)	2.8% (9)	4.7% (15)	321
Important?	65.7% (188)	30.8% (88)	0.7% (2)	0.3% (1)	2.4% (7)	286
	<i>answered question</i>					323
	<i>skipped question</i>					0

8. My instructors are responsive to my individual needs.						
	Strong 'Yes'	'Yes'	'No'	Strong 'No'	No opinion	Response Count
Agree?	23.8% (76)	52.5% (168)	16.6% (53)	3.1% (10)	4.1% (13)	320
Important?	49.6% (141)	40.1% (114)	4.9% (14)	1.1% (3)	4.2% (12)	284
	<i>answered question</i>					322
	<i>skipped question</i>					1

9. My instructors encourage me to be actively involved and participate in class.						
	Strong 'Yes'	'Yes'	'No'	Strong 'No'	No opinion	Response Count
Agree?	30.8% (99)	54.2% (174)	10.6% (34)	1.6% (5)	2.8% (9)	321
Important?	38.7% (110)	42.6% (121)	11.6% (33)	3.2% (9)	3.9% (11)	284
	<i>answered question</i>					322
	<i>skipped question</i>					1

10. Courses I need are offered at the times that are convenient to my schedule.

	Strong 'Yes'	'Yes'	'No'	Strong 'No'	No opinion	Response Count
Agree?	15.2% (49)	42.9% (138)	26.7% (86)	11.5% (37)	3.7% (12)	322
Important?	66.3% (189)	30.5% (87)	1.8% (5)	0.7% (2)	0.7% (2)	285
	<i>answered question</i>					323
	<i>skipped question</i>					0

11. My instructors encourage students to examine different points of view.

	Strong 'Yes'	'Yes'	'No'	Strong 'No'	No opinion	Response Count
Agree?	23.3% (75)	56.5% (182)	11.5% (37)	1.6% (5)	7.1% (23)	322
Important?	42.5% (121)	42.8% (122)	7.0% (20)	1.1% (3)	6.7% (19)	285
	<i>answered question</i>					323
	<i>skipped question</i>					0

12. My instructors engage me in learning by using technology in the classroom.

	Strong 'Yes'	'Yes'	'No'	Strong 'No'	No opinion	Response Count
Agree?	21.2% (68)	51.1% (164)	19.3% (62)	3.1% (10)	5.3% (17)	321
Important?	30.4% (87)	41.6% (119)	17.1% (49)	3.8% (11)	7.0% (20)	286
	<i>answered question</i>					323
	<i>skipped question</i>					0

13. Sufficient tutoring resources are available in a variety of subjects.

	Strong 'Yes'	'Yes'	'No'	Strong 'No'	No opinion	Response Count
Agree?	20.3% (65)	43.8% (140)	14.7% (47)	3.8% (12)	17.5% (56)	320
Important?	42.4% (120)	42.8% (121)	3.2% (9)	0.7% (2)	11.0% (31)	283
	<i>answered question</i>					320
	<i>skipped question</i>					3

14. My grade in a class has improved because I used the on-campus tutoring services.

	Strong 'Yes'	'Yes'	'No'	Strong 'No'	No opinion	Response Count
Agree?	11.9% (38)	15.3% (49)	24.7% (79)	3.4% (11)	44.7% (143)	320
Important?	27.3% (78)	24.1% (69)	12.2% (35)	1.7% (5)	34.6% (99)	286
	<i>answered question</i>					321
	<i>skipped question</i>					2

15. The Ohlone library/learning resource center provides me access to the information I need for my assignments.

	Strong 'Yes'	'Yes'	'No'	Strong 'No'	No opinion	Response Count
Agree?	14.7% (47)	38.6% (123)	8.5% (27)	2.5% (8)	35.7% (114)	319
Important?	35.6% (101)	33.5% (95)	5.3% (15)	1.1% (3)	24.6% (70)	284
	<i>answered question</i>					319
	<i>skipped question</i>					4

16. The current library hours meet my research and study needs.						
	Strong 'Yes'	'Yes'	'No'	Strong 'No'	No opinion	Response Count
Agree?	18.9% (60)	40.9% (130)	8.8% (28)	2.5% (8)	28.9% (92)	318
Important?	35.7% (102)	34.6% (99)	4.5% (13)	1.7% (5)	23.4% (67)	286
	<i>answered question</i>					318
	<i>skipped question</i>					5

17. The information provided during Orientation was helpful to me.						
	Strong 'Yes'	'Yes'	'No'	Strong 'No'	No opinion	Response Count
Agree?	13.2% (42)	28.0% (89)	11.3% (36)	2.2% (7)	45.3% (144)	318
Important?	25.3% (73)	29.9% (86)	6.6% (19)	2.4% (7)	35.8% (103)	288
	<i>answered question</i>					319
	<i>skipped question</i>					4

18. It is convenient, either through WebAdvisor or at the Admissions and Records window or the Student Services center, to register for classes.						
	Strong 'Yes'	'Yes'	'No'	Strong 'No'	No opinion	Response Count
Agree?	52.4% (167)	37.9% (121)	6.6% (21)	2.2% (7)	0.9% (3)	319
Important?	68.2% (197)	29.4% (85)	1.0% (3)	0.3% (1)	1.0% (3)	289
	<i>answered question</i>					319
	<i>skipped question</i>					4

19. Counselors are available when I need to see them.						
	Strong 'Yes'	'Yes'	'No'	Strong 'No'	No opinion	Response Count
Agree?	20.7% (66)	42.6% (136)	16.9% (54)	5.3% (17)	14.4% (46)	319
Important?	53.7% (153)	31.2% (89)	2.5% (7)	1.4% (4)	11.2% (32)	285
	<i>answered question</i>					319
	<i>skipped question</i>					4

20. There are adequate support services for evening-only students.						
	Strong 'Yes'	'Yes'	'No'	Strong 'No'	No opinion	Response Count
Agree?	5.3% (17)	19.5% (62)	17.0% (54)	5.7% (18)	52.5% (167)	318
Important?	24.5% (70)	26.9% (77)	4.2% (12)	2.1% (6)	42.3% (121)	286
	<i>answered question</i>					318
	<i>skipped question</i>					5

21. There are adequate support services for Newark Center students.						
	Strong 'Yes'	'Yes'	'No'	Strong 'No'	No opinion	Response Count
Agree?	7.6% (24)	18.0% (57)	8.5% (27)	1.9% (6)	63.9% (202)	316
Important?	22.4% (63)	21.0% (59)	1.8% (5)	0.7% (2)	54.1% (152)	281
	<i>answered question</i>					316
	<i>skipped question</i>					7

22. I receive the assistance I need in academic advising and educational planning.						
	Strong 'Yes'	'Yes'	'No'	Strong 'No'	No opinion	Response Count
Agree?	18.6% (59)	38.5% (122)	17.0% (54)	3.2% (10)	22.7% (72)	317
Important?	49.5% (140)	29.7% (84)	4.2% (12)	0.0% (0)	16.6% (47)	283
	<i>answered question</i>					318
	<i>skipped question</i>					5

23. I am satisfied with the information I receive about career and transfer options.						
	Strong 'Yes'	'Yes'	'No'	Strong 'No'	No opinion	Response Count
Agree?	15.8% (50)	40.1% (127)	15.8% (50)	5.0% (16)	23.3% (74)	317
Important?	44.9% (128)	36.1% (103)	1.8% (5)	0.7% (2)	16.5% (47)	285
	<i>answered question</i>					319
	<i>skipped question</i>					4

24. The waitlist process has made it more efficient to register for the classes I want.						
	Strong 'Yes'	'Yes'	'No'	Strong 'No'	No opinion	Response Count
Agree?	19.4% (62)	34.2% (109)	9.4% (30)	2.2% (7)	34.8% (111)	319
Important?	34.7% (99)	29.5% (84)	4.6% (13)	0.7% (2)	30.5% (87)	285
	<i>answered question</i>					319
	<i>skipped question</i>					4

25. I receive satisfactory assistance from the Admissions and Records staff.						
	Strong 'Yes'	'Yes'	'No'	Strong 'No'	No opinion	Response Count
Agree?	16.4% (52)	42.1% (134)	10.4% (33)	4.1% (13)	27.0% (86)	318
Important?	37.8% (109)	36.8% (106)	3.5% (10)	0.3% (1)	21.5% (62)	288
	<i>answered question</i>					319
	<i>skipped question</i>					4

26. The Financial Aid staff provide me with good customer service.						
	Strong 'Yes'	'Yes'	'No'	Strong 'No'	No opinion	Response Count
Agree?	16.6% (53)	20.4% (65)	7.2% (23)	1.9% (6)	53.9% (172)	319
Important?	30.0% (86)	24.4% (70)	1.4% (4)	1.0% (3)	43.2% (124)	287
	<i>answered question</i>					320
	<i>skipped question</i>					3

27. I am satisfied with the quality and service available in the Cafeteria, food courts, and the vending machines.						
	Strong 'Yes'	'Yes'	'No'	Strong 'No'	No opinion	Response Count
Agree?	8.8% (28)	27.5% (88)	20.0% (64)	14.7% (47)	29.1% (93)	320
Important?	27.3% (78)	33.6% (96)	8.0% (23)	5.9% (17)	25.2% (72)	286
	<i>answered question</i>					320
	<i>skipped question</i>					3

28. Campus security officers are responsive.						
	Strong 'Yes'	'Yes'	'No'	Strong 'No'	No opinion	Response Count
Agree?	13.1% (42)	29.4% (94)	5.3% (17)	1.6% (5)	50.6% (162)	320
Important?	34.3% (98)	28.7% (82)	2.4% (7)	1.0% (3)	33.6% (96)	286
	<i>answered question</i>					321
	<i>skipped question</i>					2

29. I am satisfied with the availability of textbooks in the Bookstore.						
	Strong 'Yes'	'Yes'	'No'	Strong 'No'	No opinion	Response Count
Agree?	12.5% (40)	41.9% (134)	24.7% (79)	10.6% (34)	10.3% (33)	320
Important?	48.3% (139)	35.4% (102)	5.6% (16)	2.1% (6)	8.7% (25)	288
	<i>answered question</i>					321
	<i>skipped question</i>					2

30. I receive good customer service at the Bookstore.						
	Strong 'Yes'	'Yes'	'No'	Strong 'No'	No opinion	Response Count
Agree?	33.2% (106)	52.0% (166)	6.9% (22)	1.6% (5)	6.3% (20)	319
Important?	41.1% (118)	46.7% (134)	5.6% (16)	0.7% (2)	5.9% (17)	287
	<i>answered question</i>					319
	<i>skipped question</i>					4

31. I am satisfied with the service received at the Student Health Center.						
	Strong 'Yes'	'Yes'	'No'	Strong 'No'	No opinion	Response Count
Agree?	18.8% (60)	18.2% (58)	0.9% (3)	0.3% (1)	61.8% (197)	319
Important?	28.9% (82)	23.2% (66)	1.4% (4)	0.7% (2)	45.8% (130)	284
	<i>answered question</i>					319
	<i>skipped question</i>					4

32. My experiences at Ohlone have been consistent with what I expected from college publications and/or college representatives.						
	Strong 'Yes'	'Yes'	'No'	Strong 'No'	No opinion	Response Count
Agree?	19.7% (63)	52.7% (168)	10.0% (32)	2.5% (8)	15.0% (48)	319
Important?	32.4% (93)	49.1% (141)	3.1% (9)	0.3% (1)	15.0% (43)	287
	<i>answered question</i>					319
	<i>skipped question</i>					4

33. I have found the Ohlone campuses to be positive and supportive environments to pursue an education.						
	Strong 'Yes'	'Yes'	'No'	Strong 'No'	No opinion	Response Count
Agree?	34.5% (110)	50.5% (161)	7.8% (25)	1.9% (6)	5.3% (17)	319
Important?	52.6% (152)	41.9% (121)	1.7% (5)	0.3% (1)	3.5% (10)	289
	<i>answered question</i>					319
	<i>skipped question</i>					4

34. The student government effectively represents student interests.						
	Strong 'Yes'	'Yes'	'No'	Strong 'No'	No opinion	Response Count
Agree?	7.6% (24)	18.9% (60)	12.0% (38)	3.5% (11)	58.0% (184)	317
Important?	18.9% (54)	28.1% (80)	7.0% (20)	1.4% (4)	44.6% (127)	285
	<i>answered question</i>					318
	<i>skipped question</i>					5

35. I am interested in events, clubs, and activities if they are offered at a time when I can attend.						
	Strong 'Yes'	'Yes'	'No'	Strong 'No'	No opinion	Response Count
Agree?	14.0% (44)	33.0% (104)	18.4% (58)	4.1% (13)	30.5% (96)	315
Important?	16.4% (47)	31.4% (90)	20.2% (58)	5.6% (16)	26.5% (76)	287
	<i>answered question</i>					317
	<i>skipped question</i>					6

36. Ohlone College personnel treat all students with equal respect regardless of their age, ancestry, color, disability, gender, marital status, national origin, parental status, race, religion, sexual orientation, or veteran status.						
	Strong 'Yes'	'Yes'	'No'	Strong 'No'	No opinion	Response Count
Agree?	36.5% (116)	40.3% (128)	7.2% (23)	3.8% (12)	12.3% (39)	318
Important?	55.9% (161)	32.6% (94)	1.4% (4)	1.4% (4)	8.7% (25)	288
	<i>answered question</i>					319
	<i>skipped question</i>					4

37. The faculty and staff at Ohlone are sufficiently diverse to meet the needs of students.						
	Strong 'Yes'	'Yes'	'No'	Strong 'No'	No opinion	Response Count
Agree?	29.0% (92)	46.7% (148)	7.3% (23)	2.2% (7)	14.8% (47)	317
Important?	41.5% (119)	39.7% (114)	6.3% (18)	1.0% (3)	11.5% (33)	287
	<i>answered question</i>					318
	<i>skipped question</i>					5

38. The College promotes positive interaction among students from diverse backgrounds.						
	Strong 'Yes'	'Yes'	'No'	Strong 'No'	No opinion	Response Count
Agree?	29.0% (92)	47.3% (150)	6.0% (19)	1.6% (5)	16.1% (51)	317
Important?	38.5% (110)	45.1% (129)	4.5% (13)	0.3% (1)	11.5% (33)	286
	<i>answered question</i>					318
	<i>skipped question</i>					5

39. The College policies and practices demonstrate appropriate concern for issues of equity and diversity.						
	Strong 'Yes'	'Yes'	'No'	Strong 'No'	No opinion	Response Count
Agree?	26.2% (83)	48.3% (153)	3.2% (10)	1.3% (4)	21.1% (67)	317
Important?	35.8% (103)	45.5% (131)	3.1% (9)	0.3% (1)	15.3% (44)	288
	<i>answered question</i>					318
	<i>skipped question</i>					5

40. I have been made to feel comfortable here by staff and other students.						
	Strong 'Yes'	'Yes'	'No'	Strong 'No'	No opinion	Response Count
Agree?	32.2% (101)	54.1% (170)	9.2% (29)	0.3% (1)	4.1% (13)	314
Important?	47.2% (136)	45.1% (130)	3.8% (11)	0.3% (1)	3.5% (10)	288
	<i>answered question</i>					316
	<i>skipped question</i>					7



41. Campus facilities are well-maintained and provide a comfortable environment.						
	Strong 'Yes'	'Yes'	'No'	Strong 'No'	No opinion	Response Count
Agree?	21.5% (68)	55.5% (176)	13.6% (43)	6.6% (21)	2.8% (9)	317
Important?	43.8% (126)	51.7% (149)	1.7% (5)	0.7% (2)	2.1% (6)	288
	<i>answered question</i>					319
	<i>skipped question</i>					4



42. The campuses' landscaped areas are attractive.						
	Strong 'Yes'	'Yes'	'No'	Strong 'No'	No opinion	Response Count
Agree?	27.3% (87)	44.8% (143)	15.7% (50)	5.6% (18)	6.6% (21)	319
Important?	29.0% (84)	49.7% (144)	13.1% (38)	2.1% (6)	6.2% (18)	290
	<i>answered question</i>					320
	<i>skipped question</i>					3



43. I feel safe on campus.						
	Strong 'Yes'	'Yes'	'No'	Strong 'No'	No opinion	Response Count
Agree?	30.8% (98)	58.2% (185)	7.9% (25)	0.9% (3)	2.2% (7)	318
Important?	58.7% (169)	36.8% (106)	1.7% (5)	0.3% (1)	2.4% (7)	288
	<i>answered question</i>					319
	<i>skipped question</i>					4

44. I would recommend taking classes at Ohlone College.						
	Strong 'Yes'	'Yes'	'No'	Strong 'No'	No opinion	Response Count
Agree?	44.0% (140)	48.1% (153)	4.7% (15)	0.9% (3)	2.2% (7)	318
Important?	48.4% (139)	37.3% (107)	8.0% (23)	0.3% (1)	5.9% (17)	287
	<i>answered question</i>					319
	<i>skipped question</i>					4

45. If I had it to do over again, I would attend Ohlone College.						
	Strong 'Yes'	'Yes'	'No'	Strong 'No'	No opinion	Response Count
Agree?	42.9% (137)	42.0% (134)	6.0% (19)	2.5% (8)	6.6% (21)	319
Important?	46.9% (136)	34.1% (99)	5.9% (17)	1.4% (4)	11.7% (34)	290
	<i>answered question</i>					320
	<i>skipped question</i>					3

46. I have completed a Student Educational Plan (SEP) with the Counseling Department.				
			Response Percent	Response Count
Yes			50.3%	161
No			49.7%	159
			<i>answered question</i>	320
			<i>skipped question</i>	3

47. If you answered 'No,' go to the next page; if you answered 'Yes,' please complete the following: My SEP minimizes class conflicts at registration.				
			Response Percent	Response Count
Yes			68.9%	113
No			31.1%	51
			<i>answered question</i>	164
			<i>skipped question</i>	159

48. I took all the classes recommended on my SEP.				
			Response Percent	Response Count
Yes			63.3%	107
No			36.7%	62
			<i>answered question</i>	169
			<i>skipped question</i>	154

49. If you answered 'No,' please share with us your reasons:			
		Response Percent	Response Count
Scheduling conflicts between recommended classes		39.4%	37
Recommended class conflicted with another class I wanted to take		35.1%	33
Recommended class conflicted with other responsibilities (work, etc.) in my schedule		26.6%	25
I have chosen not to follow my SEP		23.4%	22
Other (please specify)		29.8%	28
<i>answered question</i>			94
<i>skipped question</i>			229












50. Pick the top 3 items from this survey, write down the item number, and tell us why the item was of importance or concern. Please add suggestions for improvement.		
		Response Count
		123
<i>answered question</i>		123
<i>skipped question</i>		200

51. What is your gender?			
		Response Percent	Response Count
Female		63.1%	202
Male		36.9%	118
<i>answered question</i>			320
<i>skipped question</i>			3



52. What is your age?			Response Percent	Response Count
Under 18			3.8%	12
18-20			41.7%	133
21-24			16.3%	52
25-29			11.3%	36
30-39			13.2%	42
40-49			8.2%	26
50-59			3.8%	12
60+			1.9%	6
			answered question	319
			skipped question	4







53. What is your primary ethnicity?			Response Percent	Response Count
African American/Black			2.8%	9
Asian			30.5%	97
Filipino			6.6%	21
Hispanic/Latino			8.8%	28
Middle Eastern			2.5%	8
Native American			0.9%	3
Pacific Islander			2.2%	7
White			29.9%	95
Decline to state			9.7%	31
Other (please specify)			6.0%	19
			answered question	318
			skipped question	5

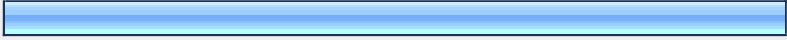



54. What is the primary language spoken in your home?

		Response Percent	Response Count
English		66.5%	210
Arabic		0.6%	2
Chinese		11.1%	35
Farsi		0.9%	3
Hindi		3.8%	12
Japanese		0.3%	1
Korean		0.9%	3
Russian		0.0%	0
Spanish		3.5%	11
Tagalog		1.9%	6
Vietnamese		1.6%	5
Other (please specify)		8.9%	28
		answered question	316
		skipped question	7



55. Do you have a disability?

		Response Percent	Response Count
Yes		9.2%	28
No		90.8%	275
		answered question	303
		skipped question	20





56. What is your current employment status?			Response Percent	Response Count
Not employed			42.9%	138
Part-time (less than 10 hours a week)			14.0%	45
Part-time (10-19 hours a week)			18.6%	60
Part-time (20-29 hours a week)			14.3%	46
Full-time (30-40 hours a week)			8.7%	28
More than full-time (more than 40 hours a week)			1.6%	5
			answered question	322
			skipped question	1






57. Where are you currently taking Ohlone classes? (Check all that apply)			Response Percent	Response Count
Fremont campus			86.3%	277
Newark campus			34.0%	109
Online			24.3%	78
Another off-campus site			0.9%	3
			answered question	321
			skipped question	2














58. When are you primarily attending Ohlone classes this semester?

		Response Percent	Response Count
Day only		51.7%	167
Evening only		0.0%	0
Day and evening		48.3%	156
Weekends only		0.0%	0
		answered question	323
		skipped question	0

59. How many units are you taking at Ohlone this semester?

		Response Percent	Response Count
Less than 6 units		16.0%	51
6-11.5 units		26.6%	85
12-17.5 units		49.5%	158
18 units or more		7.8%	25
		answered question	319
		skipped question	4

60. How many semesters have you attended Ohlone, including this one?				
			Response Percent	Response Count
One			11.3%	36
Two			25.2%	80
Three			14.2%	45
Four			18.9%	60
Five or more			30.5%	97
			answered question	318
			skipped question	5

61. What is your current primary educational goal at Ohlone? (Select only one)				
			Response Percent	Response Count
Transfer after obtaining AA/AS			44.4%	143
Obtain AA/AS, not transfer			6.2%	20
Transfer without AA/AS			26.1%	84
Obtain vocational degree			0.3%	1
Obtain a certificate			4.7%	15
Maintain certificate or license			1.2%	4
Formulate career plans			0.9%	3
Acquire job skills			2.5%	8
Update job skills			0.6%	2
Basic skills improvement			0.9%	3
GED/high school			0.3%	1
Leisure/Personal enrichment			5.6%	18
Undecided			6.2%	20
			answered question	322
			skipped question	1

62. Please identify your major. (Select only one)			Response Percent	Response Count
Administration of Justice			2.8%	9
Biotechnology			0.6%	2
Business (including Administration, Accounting)			13.6%	43
Computer Science (including Computer Engineering, Networks)			5.4%	17
Deaf Studies/ASL/Interpreter Prep			4.4%	14
Early Childhood Studies			1.6%	5
English/Journalism			1.9%	6
Exercise Science/Athletic Training			0.0%	0
Entertainment Design Technology/Broadcasting			1.3%	4
Graphic Arts/Multimedia/Interior Design			4.1%	13
Health Sciences (Nursing, PTA, RT)			13.0%	41
Liberal Arts			5.1%	16
Mathematics/Engineering			5.1%	16
Music			1.9%	6
Natural Sciences (including Biology, Chemistry, Physics, Geology)			4.7%	15
Real Estate			0.3%	1
Social Sciences			5.4%	17
Speech Communication			0.6%	2
Undecided			10.1%	32
Other (please specify)			18.0%	57
			answered question	316
			skipped question	7