

# Student Opinion Survey Spring 2008

1. Ohlone College offers a variety of courses to meet my needs and interests.						
	Strong 'Yes'	'Yes'	'No'	Strong 'No'	No opinion	Response Count
Agree?	21.2% (24)	<b>60.2% (68)</b>	12.4% (14)	3.5% (4)	2.7% (3)	113
Important?	<b>64.9% (63)</b>	27.8% (27)	3.1% (3)	0.0% (0)	4.1% (4)	97
	<i>answered question</i>					<b>114</b>
	<i>skipped question</i>					<b>0</b>

2. Courses at Ohlone are preparing me for my career or educational goal.						
	Strong 'Yes'	'Yes'	'No'	Strong 'No'	No opinion	Response Count
Agree?	24.8% (28)	<b>58.4% (66)</b>	6.2% (7)	1.8% (2)	8.8% (10)	113
Important?	<b>56.1% (55)</b>	31.6% (31)	5.1% (5)	0.0% (0)	7.1% (7)	98
	<i>answered question</i>					<b>114</b>
	<i>skipped question</i>					<b>0</b>

3. My instructors are highly skilled teachers and come to classes well prepared.						
	Strong 'Yes'	'Yes'	'No'	Strong 'No'	No opinion	Response Count
Agree?	37.2% (42)	<b>43.4% (49)</b>	15.0% (17)	3.5% (4)	0.9% (1)	113
Important?	<b>76.3% (74)</b>	21.6% (21)	1.0% (1)	1.0% (1)	0.0% (0)	97
	<i>answered question</i>					<b>114</b>
	<i>skipped question</i>					<b>0</b>

4. My instructors are available to talk with me about my questions and concerns outside of class.						
	Strong 'Yes'	'Yes'	'No'	Strong 'No'	No opinion	Response Count
Agree?	33.6% (38)	<b>42.5% (48)</b>	9.7% (11)	2.7% (3)	11.5% (13)	113
Important?	<b>51.0% (50)</b>	35.7% (35)	5.1% (5)	1.0% (1)	7.1% (7)	98
	<i>answered question</i>					<b>114</b>
	<i>skipped question</i>					<b>0</b>

5. My instructors have been fair in their grading.						
	Strong 'Yes'	'Yes'	'No'	Strong 'No'	No opinion	Response Count
Agree?	39.8% (45)	<b>47.8% (54)</b>	4.4% (5)	3.5% (4)	4.4% (5)	113
Important?	<b>63.9% (62)</b>	23.7% (23)	5.2% (5)	1.0% (1)	6.2% (6)	97
	<i>answered question</i>					<b>114</b>
	<i>skipped question</i>					<b>0</b>

6. My instructors give practical examples of how theories apply to real life.						
	Strong 'Yes'	'Yes'	'No'	Strong 'No'	No opinion	Response Count
Agree?	29.2% (33)	<b>46.0% (52)</b>	15.0% (17)	1.8% (2)	8.0% (9)	113
Important?	<b>55.6% (55)</b>	33.3% (33)	2.0% (2)	1.0% (1)	8.1% (8)	99
	<i>answered question</i>					<b>114</b>
	<i>skipped question</i>					<b>0</b>

7. The quality of instruction is excellent at Ohlone.						
	Strong 'Yes'	'Yes'	'No'	Strong 'No'	No opinion	Response Count
Agree?	27.7% (31)	<b>47.3% (53)</b>	17.0% (19)	2.7% (3)	5.4% (6)	112
Important?	<b>70.4% (69)</b>	23.5% (23)	5.1% (5)	0.0% (0)	1.0% (1)	98
	<i>answered question</i>					<b>114</b>
	<i>skipped question</i>					<b>0</b>

8. My instructors are responsive to my individual needs.						
	Strong 'Yes'	'Yes'	'No'	Strong 'No'	No opinion	Response Count
Agree?	27.7% (31)	<b>43.8% (49)</b>	14.3% (16)	3.6% (4)	10.7% (12)	112
Important?	<b>49.0% (48)</b>	39.8% (39)	5.1% (5)	2.0% (2)	4.1% (4)	98
	<i>answered question</i>					<b>113</b>
	<i>skipped question</i>					<b>1</b>

9. My instructors encourage me to be actively involved and participate in class.						
	Strong 'Yes'	'Yes'	'No'	Strong 'No'	No opinion	Response Count
Agree?	<b>42.5% (48)</b>	41.6% (47)	8.8% (10)	3.5% (4)	3.5% (4)	113
Important?	<b>44.9% (44)</b>	39.8% (39)	11.2% (11)	1.0% (1)	3.1% (3)	98
	<i>answered question</i>					<b>114</b>
	<i>skipped question</i>					<b>0</b>

<b>10. Courses I need are offered at the times that are convenient to my schedule.</b>						
	<b>Strong 'Yes'</b>	<b>'Yes'</b>	<b>'No'</b>	<b>Strong 'No'</b>	<b>No opinion</b>	<b>Response Count</b>
Agree?	16.8% (19)	<b>43.4% (49)</b>	24.8% (28)	10.6% (12)	4.4% (5)	113
Important?	<b>69.7% (69)</b>	19.2% (19)	7.1% (7)	0.0% (0)	4.0% (4)	99
	<i>answered question</i>					<b>114</b>
	<i>skipped question</i>					<b>0</b>

<b>11. My instructors encourage students to examine different points of view.</b>						
	<b>Strong 'Yes'</b>	<b>'Yes'</b>	<b>'No'</b>	<b>Strong 'No'</b>	<b>No opinion</b>	<b>Response Count</b>
Agree?	25.0% (28)	<b>41.1% (46)</b>	17.9% (20)	3.6% (4)	12.5% (14)	112
Important?	36.7% (36)	<b>37.8% (37)</b>	10.2% (10)	1.0% (1)	14.3% (14)	98
	<i>answered question</i>					<b>113</b>
	<i>skipped question</i>					<b>1</b>

<b>12. My instructors engage me in learning by using technology in the classroom.</b>						
	<b>Strong 'Yes'</b>	<b>'Yes'</b>	<b>'No'</b>	<b>Strong 'No'</b>	<b>No opinion</b>	<b>Response Count</b>
Agree?	23.9% (27)	<b>40.7% (46)</b>	14.2% (16)	5.3% (6)	15.9% (18)	113
Important?	31.0% (31)	<b>39.0% (39)</b>	13.0% (13)	2.0% (2)	15.0% (15)	100
	<i>answered question</i>					<b>114</b>
	<i>skipped question</i>					<b>0</b>

<b>13. Sufficient tutoring resources are available in a variety of subjects.</b>						
	<b>Strong 'Yes'</b>	<b>'Yes'</b>	<b>'No'</b>	<b>Strong 'No'</b>	<b>No opinion</b>	<b>Response Count</b>
Agree?	14.3% (16)	25.0% (28)	14.3% (16)	5.4% (6)	<b>41.1% (46)</b>	112
Important?	<b>32.3% (32)</b>	27.3% (27)	10.1% (10)	2.0% (2)	28.3% (28)	99
	<i>answered question</i>					<b>113</b>
	<i>skipped question</i>					<b>1</b>

<b>14. My grade in a class has improved because I used the on-campus tutoring services.</b>						
	<b>Strong 'Yes'</b>	<b>'Yes'</b>	<b>'No'</b>	<b>Strong 'No'</b>	<b>No opinion</b>	<b>Response Count</b>
Agree?	4.5% (5)	10.8% (12)	11.7% (13)	6.3% (7)	<b>66.7% (74)</b>	111
Important?	17.0% (17)	23.0% (23)	8.0% (8)	3.0% (3)	<b>49.0% (49)</b>	100
	<i>answered question</i>					<b>113</b>
	<i>skipped question</i>					<b>1</b>

<b>15. The Ohlone library/learning resource center provides me access to the information I need for my assignments.</b>						
	<b>Strong 'Yes'</b>	<b>'Yes'</b>	<b>'No'</b>	<b>Strong 'No'</b>	<b>No opinion</b>	<b>Response Count</b>
Agree?	11.8% (13)	24.5% (27)	4.5% (5)	1.8% (2)	<b>57.3% (63)</b>	110
Important?	26.3% (26)	23.2% (23)	4.0% (4)	1.0% (1)	<b>45.5% (45)</b>	99
	<i>answered question</i>					<b>111</b>
	<i>skipped question</i>					<b>3</b>

<b>16. The current library hours meet my research and study needs.</b>						
	<b>Strong 'Yes'</b>	<b>'Yes'</b>	<b>'No'</b>	<b>Strong 'No'</b>	<b>No opinion</b>	<b>Response Count</b>
Agree?	3.6% (4)	21.4% (24)	9.8% (11)	7.1% (8)	<b>58.0% (65)</b>	112
Important?	25.3% (25)	24.2% (24)	6.1% (6)	1.0% (1)	<b>43.4% (43)</b>	99
	<i>answered question</i>					<b>113</b>
	<i>skipped question</i>					<b>1</b>

<b>17. The information provided during Orientation was helpful to me.</b>						
	<b>Strong 'Yes'</b>	<b>'Yes'</b>	<b>'No'</b>	<b>Strong 'No'</b>	<b>No opinion</b>	<b>Response Count</b>
Agree?	6.3% (7)	19.8% (22)	2.7% (3)	0.9% (1)	<b>70.3% (78)</b>	111
Important?	18.4% (18)	22.4% (22)	3.1% (3)	0.0% (0)	<b>56.1% (55)</b>	98
	<i>answered question</i>					<b>113</b>
	<i>skipped question</i>					<b>1</b>

<b>18. It is convenient, either through WebAdvisor or at the Admissions and Records window or the Student Services center, to register for classes.</b>						
	<b>Strong 'Yes'</b>	<b>'Yes'</b>	<b>'No'</b>	<b>Strong 'No'</b>	<b>No opinion</b>	<b>Response Count</b>
Agree?	40.2% (45)	<b>46.4% (52)</b>	6.3% (7)	4.5% (5)	2.7% (3)	112
Important?	<b>63.0% (63)</b>	33.0% (33)	1.0% (1)	0.0% (0)	3.0% (3)	100
	<i>answered question</i>					<b>113</b>
	<i>skipped question</i>					<b>1</b>

<b>19. Counselors are available when I need to see them.</b>						
	<b>Strong 'Yes'</b>	<b>'Yes'</b>	<b>'No'</b>	<b>Strong 'No'</b>	<b>No opinion</b>	<b>Response Count</b>
Agree?	13.4% (15)	25.9% (29)	18.8% (21)	1.8% (2)	<b>40.2% (45)</b>	112
Important?	<b>44.4% (44)</b>	20.2% (20)	5.1% (5)	0.0% (0)	30.3% (30)	99
	<i>answered question</i>					<b>113</b>
	<i>skipped question</i>					<b>1</b>

<b>20. There are adequate support services for evening-only students.</b>						
	<b>Strong 'Yes'</b>	<b>'Yes'</b>	<b>'No'</b>	<b>Strong 'No'</b>	<b>No opinion</b>	<b>Response Count</b>
Agree?	4.5% (5)	18.8% (21)	30.4% (34)	10.7% (12)	<b>35.7% (40)</b>	112
Important?	<b>40.0% (40)</b>	25.0% (25)	8.0% (8)	0.0% (0)	27.0% (27)	100
	<i>answered question</i>					<b>113</b>
	<i>skipped question</i>					<b>1</b>

<b>21. There are adequate support services for Newark Center students.</b>						
	<b>Strong 'Yes'</b>	<b>'Yes'</b>	<b>'No'</b>	<b>Strong 'No'</b>	<b>No opinion</b>	<b>Response Count</b>
Agree?	5.4% (6)	15.2% (17)	8.0% (9)	2.7% (3)	<b>68.8% (77)</b>	112
Important?	22.8% (23)	12.9% (13)	4.0% (4)	0.0% (0)	<b>60.4% (61)</b>	101
	<i>answered question</i>					<b>113</b>
	<i>skipped question</i>					<b>1</b>

<b>22. I receive the assistance I need in academic advising and educational planning.</b>						
	<b>Strong 'Yes'</b>	<b>'Yes'</b>	<b>'No'</b>	<b>Strong 'No'</b>	<b>No opinion</b>	<b>Response Count</b>
Agree?	13.4% (15)	23.2% (26)	5.4% (6)	6.3% (7)	<b>51.8% (58)</b>	112
Important?	36.0% (36)	17.0% (17)	5.0% (5)	1.0% (1)	<b>41.0% (41)</b>	100
	<i>answered question</i>					<b>113</b>
	<i>skipped question</i>					<b>1</b>

<b>23. I am satisfied with the information I receive about career and transfer options.</b>						
	<b>Strong 'Yes'</b>	<b>'Yes'</b>	<b>'No'</b>	<b>Strong 'No'</b>	<b>No opinion</b>	<b>Response Count</b>
Agree?	10.1% (11)	31.2% (34)	2.8% (3)	2.8% (3)	<b>53.2% (58)</b>	109
Important?	25.0% (25)	26.0% (26)	4.0% (4)	0.0% (0)	<b>45.0% (45)</b>	100
	<i>answered question</i>					<b>111</b>
	<i>skipped question</i>					<b>3</b>

<b>24. The waitlist process has made it more efficient to register for the classes I want.</b>						
	<b>Strong 'Yes'</b>	<b>'Yes'</b>	<b>'No'</b>	<b>Strong 'No'</b>	<b>No opinion</b>	<b>Response Count</b>
Agree?	13.5% (15)	33.3% (37)	4.5% (5)	4.5% (5)	<b>44.1% (49)</b>	111
Important?	25.0% (25)	31.0% (31)	4.0% (4)	1.0% (1)	<b>39.0% (39)</b>	100
	<i>answered question</i>					<b>113</b>
	<i>skipped question</i>					<b>1</b>

<b>25. I receive satisfactory assistance from the Admissions and Records staff.</b>						
	<b>Strong 'Yes'</b>	<b>'Yes'</b>	<b>'No'</b>	<b>Strong 'No'</b>	<b>No opinion</b>	<b>Response Count</b>
Agree?	14.3% (16)	<b>35.7% (40)</b>	9.8% (11)	5.4% (6)	34.8% (39)	112
Important?	<b>33.0% (32)</b>	32.0% (31)	4.1% (4)	0.0% (0)	30.9% (30)	97
	<i>answered question</i>					<b>113</b>
	<i>skipped question</i>					<b>1</b>

<b>26. The Financial Aid staff provide me with good customer service.</b>						
	<b>Strong 'Yes'</b>	<b>'Yes'</b>	<b>'No'</b>	<b>Strong 'No'</b>	<b>No opinion</b>	<b>Response Count</b>
Agree?	4.5% (5)	9.0% (10)	2.7% (3)	1.8% (2)	<b>82.0% (91)</b>	111
Important?	18.4% (18)	10.2% (10)	3.1% (3)	0.0% (0)	<b>68.4% (67)</b>	98
	<i>answered question</i>					<b>111</b>
	<i>skipped question</i>					<b>3</b>

<b>27. I am satisfied with the quality and service available in the Cafeteria, food courts, and the vending machines.</b>						
	<b>Strong 'Yes'</b>	<b>'Yes'</b>	<b>'No'</b>	<b>Strong 'No'</b>	<b>No opinion</b>	<b>Response Count</b>
Agree?	2.7% (3)	22.3% (25)	8.9% (10)	8.9% (10)	<b>57.1% (64)</b>	112
Important?	12.9% (13)	29.7% (30)	3.0% (3)	3.0% (3)	<b>51.5% (52)</b>	101
	<i>answered question</i>					<b>113</b>
	<i>skipped question</i>					<b>1</b>

<b>28. Campus security officers are responsive.</b>						
	<b>Strong 'Yes'</b>	<b>'Yes'</b>	<b>'No'</b>	<b>Strong 'No'</b>	<b>No opinion</b>	<b>Response Count</b>
Agree?	11.7% (13)	13.5% (15)	5.4% (6)	0.0% (0)	<b>69.4% (77)</b>	111
Important?	28.3% (28)	16.2% (16)	2.0% (2)	1.0% (1)	<b>52.5% (52)</b>	99
	<i>answered question</i>					<b>113</b>
	<i>skipped question</i>					<b>1</b>

<b>29. I am satisfied with the availability of textbooks in the Bookstore.</b>						
	<b>Strong 'Yes'</b>	<b>'Yes'</b>	<b>'No'</b>	<b>Strong 'No'</b>	<b>No opinion</b>	<b>Response Count</b>
Agree?	13.4% (15)	<b>33.9% (38)</b>	13.4% (15)	7.1% (8)	32.1% (36)	112
Important?	<b>40.4% (40)</b>	26.3% (26)	4.0% (4)	0.0% (0)	29.3% (29)	99
	<i>answered question</i>					<b>113</b>
	<i>skipped question</i>					<b>1</b>

<b>30. I receive good customer service at the Bookstore.</b>						
	<b>Strong 'Yes'</b>	<b>'Yes'</b>	<b>'No'</b>	<b>Strong 'No'</b>	<b>No opinion</b>	<b>Response Count</b>
Agree?	26.8% (30)	<b>36.6% (41)</b>	8.9% (10)	0.9% (1)	26.8% (30)	112
Important?	32.0% (32)	<b>37.0% (37)</b>	2.0% (2)	0.0% (0)	29.0% (29)	100
	<i>answered question</i>					<b>113</b>
	<i>skipped question</i>					<b>1</b>

<b>31. I am satisfied with the service received at the Student Health Center.</b>						
	<b>Strong 'Yes'</b>	<b>'Yes'</b>	<b>'No'</b>	<b>Strong 'No'</b>	<b>No opinion</b>	<b>Response Count</b>
Agree?	8.0% (9)	7.1% (8)	0.0% (0)	0.9% (1)	<b>83.9% (94)</b>	112
Important?	18.8% (19)	10.9% (11)	2.0% (2)	0.0% (0)	<b>68.3% (69)</b>	101
	<i>answered question</i>					<b>113</b>
	<i>skipped question</i>					<b>1</b>

<b>32. My experiences at Ohlone have been consistent with what I expected from college publications and/or college representatives.</b>						
	<b>Strong 'Yes'</b>	<b>'Yes'</b>	<b>'No'</b>	<b>Strong 'No'</b>	<b>No opinion</b>	<b>Response Count</b>
Agree?	15.3% (17)	<b>39.6% (44)</b>	15.3% (17)	1.8% (2)	27.9% (31)	111
Important?	27.6% (27)	<b>44.9% (44)</b>	5.1% (5)	0.0% (0)	22.4% (22)	98
	<i>answered question</i>					<b>112</b>
	<i>skipped question</i>					<b>2</b>

<b>33. I have found the Ohlone campuses to be positive and supportive environments to pursue an education.</b>						
	<b>Strong 'Yes'</b>	<b>'Yes'</b>	<b>'No'</b>	<b>Strong 'No'</b>	<b>No opinion</b>	<b>Response Count</b>
Agree?	22.5% (25)	<b>58.6% (65)</b>	5.4% (6)	0.9% (1)	12.6% (14)	111
Important?	35.0% (35)	<b>52.0% (52)</b>	4.0% (4)	0.0% (0)	9.0% (9)	100
	<i>answered question</i>					<b>112</b>
	<i>skipped question</i>					<b>2</b>

<b>34. The student government effectively represents student interests.</b>						
	<b>Strong 'Yes'</b>	<b>'Yes'</b>	<b>'No'</b>	<b>Strong 'No'</b>	<b>No opinion</b>	<b>Response Count</b>
Agree?	2.7% (3)	9.0% (10)	4.5% (5)	1.8% (2)	<b>82.0% (91)</b>	111
Important?	8.0% (8)	20.0% (20)	4.0% (4)	0.0% (0)	<b>68.0% (68)</b>	100
	<i>answered question</i>					<b>112</b>
	<i>skipped question</i>					<b>2</b>

<b>35. I am interested in events, clubs, and activities if they are offered at a time when I can attend.</b>						
	<b>Strong 'Yes'</b>	<b>'Yes'</b>	<b>'No'</b>	<b>Strong 'No'</b>	<b>No opinion</b>	<b>Response Count</b>
Agree?	4.5% (5)	20.7% (23)	15.3% (17)	2.7% (3)	<b>56.8% (63)</b>	111
Important?	7.1% (7)	20.2% (20)	13.1% (13)	1.0% (1)	<b>58.6% (58)</b>	99
	<i>answered question</i>					<b>112</b>
	<i>skipped question</i>					<b>2</b>

<b>36. Ohlone College personnel treat all students with equal respect regardless of their age, ancestry, color, disability, gender, marital status, national origin, parental status, race, religion, sexual orientation, or veteran status.</b>						
	<b>Strong 'Yes'</b>	<b>'Yes'</b>	<b>'No'</b>	<b>Strong 'No'</b>	<b>No opinion</b>	<b>Response Count</b>
Agree?	<b>32.4% (36)</b>	<b>32.4% (36)</b>	4.5% (5)	0.9% (1)	29.7% (33)	111
Important?	<b>49.0% (49)</b>	28.0% (28)	4.0% (4)	0.0% (0)	19.0% (19)	100
	<i>answered question</i>					<b>112</b>
	<i>skipped question</i>					<b>2</b>

<b>37. The faculty and staff at Ohlone are sufficiently diverse to meet the needs of students.</b>						
	<b>Strong 'Yes'</b>	<b>'Yes'</b>	<b>'No'</b>	<b>Strong 'No'</b>	<b>No opinion</b>	<b>Response Count</b>
Agree?	28.8% (32)	<b>36.0% (40)</b>	2.7% (3)	3.6% (4)	28.8% (32)	111
Important?	<b>36.7% (36)</b>	32.7% (32)	7.1% (7)	2.0% (2)	21.4% (21)	98
	<i>answered question</i>					<b>112</b>
	<i>skipped question</i>					<b>2</b>

<b>38. The College promotes positive interaction among students from diverse backgrounds.</b>						
	<b>Strong 'Yes'</b>	<b>'Yes'</b>	<b>'No'</b>	<b>Strong 'No'</b>	<b>No opinion</b>	<b>Response Count</b>
Agree?	27.0% (30)	30.6% (34)	4.5% (5)	0.0% (0)	<b>37.8% (42)</b>	111
Important?	<b>35.1% (34)</b>	26.8% (26)	6.2% (6)	1.0% (1)	30.9% (30)	97
	<i>answered question</i>					<b>112</b>
	<i>skipped question</i>					<b>2</b>

<b>39. The College policies and practices demonstrate appropriate concern for issues of equity and diversity.</b>						
	<b>Strong 'Yes'</b>	<b>'Yes'</b>	<b>'No'</b>	<b>Strong 'No'</b>	<b>No opinion</b>	<b>Response Count</b>
Agree?	21.6% (24)	30.6% (34)	0.9% (1)	0.9% (1)	<b>45.9% (51)</b>	111
Important?	30.3% (30)	28.3% (28)	4.0% (4)	0.0% (0)	<b>37.4% (37)</b>	99
	<i>answered question</i>					<b>112</b>
	<i>skipped question</i>					<b>2</b>

<b>40. I have been made to feel comfortable here by staff and other students.</b>						
	<b>Strong 'Yes'</b>	<b>'Yes'</b>	<b>'No'</b>	<b>Strong 'No'</b>	<b>No opinion</b>	<b>Response Count</b>
Agree?	27.9% (31)	<b>50.5% (56)</b>	4.5% (5)	1.8% (2)	15.3% (17)	111
Important?	38.4% (38)	<b>40.4% (40)</b>	7.1% (7)	0.0% (0)	14.1% (14)	99
	<b><i>answered question</i></b>					<b>112</b>
	<b><i>skipped question</i></b>					<b>2</b>



<b>41. Campus facilities are well-maintained and provide a comfortable environment.</b>						
	<b>Strong 'Yes'</b>	<b>'Yes'</b>	<b>'No'</b>	<b>Strong 'No'</b>	<b>No opinion</b>	<b>Response Count</b>
Agree?	19.8% (22)	<b>54.1% (60)</b>	14.4% (16)	2.7% (3)	9.0% (10)	111
Important?	38.4% (38)	<b>50.5% (50)</b>	4.0% (4)	2.0% (2)	5.1% (5)	99
	<b><i>answered question</i></b>					<b>112</b>
	<b><i>skipped question</i></b>					<b>2</b>



<b>42. The campuses' landscaped areas are attractive.</b>						
	<b>Strong 'Yes'</b>	<b>'Yes'</b>	<b>'No'</b>	<b>Strong 'No'</b>	<b>No opinion</b>	<b>Response Count</b>
Agree?	17.1% (19)	<b>49.5% (55)</b>	18.0% (20)	0.9% (1)	14.4% (16)	111
Important?	24.5% (24)	<b>54.1% (53)</b>	10.2% (10)	0.0% (0)	11.2% (11)	98
	<b><i>answered question</i></b>					<b>112</b>
	<b><i>skipped question</i></b>					<b>2</b>



<b>43. I feel safe on campus.</b>						
	<b>Strong 'Yes'</b>	<b>'Yes'</b>	<b>'No'</b>	<b>Strong 'No'</b>	<b>No opinion</b>	<b>Response Count</b>
Agree?	22.5% (25)	<b>58.6% (65)</b>	6.3% (7)	0.9% (1)	11.7% (13)	111
Important?	<b>57.0% (57)</b>	35.0% (35)	2.0% (2)	0.0% (0)	6.0% (6)	100
	<b><i>answered question</i></b>					<b>112</b>
	<b><i>skipped question</i></b>					<b>2</b>

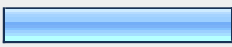




<b>44. I would recommend taking classes at Ohlone College.</b>						
	<b>Strong 'Yes'</b>	<b>'Yes'</b>	<b>'No'</b>	<b>Strong 'No'</b>	<b>No opinion</b>	<b>Response Count</b>
Agree?	32.4% (36)	<b>55.0% (61)</b>	6.3% (7)	0.9% (1)	5.4% (6)	111
Important?	36.4% (36)	<b>48.5% (48)</b>	4.0% (4)	0.0% (0)	11.1% (11)	99
	<b><i>answered question</i></b>					<b>112</b>
	<b><i>skipped question</i></b>					<b>2</b>

<b>45. If I had it to do over again, I would attend Ohlone College.</b>						
	<b>Strong 'Yes'</b>	<b>'Yes'</b>	<b>'No'</b>	<b>Strong 'No'</b>	<b>No opinion</b>	<b>Response Count</b>
Agree?	29.7% (33)	<b>49.5% (55)</b>	9.0% (10)	0.9% (1)	10.8% (12)	111
Important?	39.2% (38)	<b>42.3% (41)</b>	5.2% (5)	0.0% (0)	13.4% (13)	97
	<b><i>answered question</i></b>					<b>112</b>
	<b><i>skipped question</i></b>					<b>2</b>



46. I have completed a Student Educational Plan (SEP) with the Counseling Department.			
		Response Percent	Response Count
Yes		23.0%	26
No		77.0%	87
<i>answered question</i>			<b>113</b>
<i>skipped question</i>			<b>1</b>

47. If you answered 'No,' go to the next page; if you answered 'Yes,' please complete the following: My SEP minimizes class conflicts at registration.			
		Response Percent	Response Count
Yes		79.2%	19
No		20.8%	5
<i>answered question</i>			<b>24</b>
<i>skipped question</i>			<b>90</b>

48. I took all the classes recommended on my SEP.			
		Response Percent	Response Count
Yes		73.1%	19
No		26.9%	7
<i>answered question</i>			<b>26</b>
<i>skipped question</i>			<b>88</b>











49. If you answered 'No,' please share with us your reasons:			
		Response Percent	Response Count
Scheduling conflicts between recommended classes		25.0%	5
Recommended class conflicted with another class I wanted to take		15.0%	3
<b>Recommended class conflicted with other responsibilities (work, etc.) in my schedule</b>		<b>35.0%</b>	<b>7</b>
I have chosen not to follow my SEP		10.0%	2
<b>Other (please specify)</b>		<b>35.0%</b>	<b>7</b>
		<i>answered question</i>	<b>20</b>
		<i>skipped question</i>	<b>94</b>



50. Pick the top 3 items from this survey, write down the item number, and tell us why the item was of importance or concern. Please add suggestions for improvement.		
		Response Count
		50
		<i>answered question</i>
		<b>50</b>
		<i>skipped question</i>
		<b>64</b>







51. What is your gender?			
		Response Percent	Response Count
Female		68.8%	77
Male		31.3%	35
		<i>answered question</i>	<b>112</b>
		<i>skipped question</i>	<b>2</b>

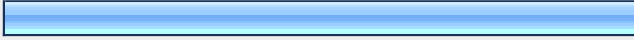



52. What is your age?			Response Percent	Response Count
Under 18			0.9%	1
18-20			1.8%	2
21-24			15.9%	18
25-29			13.3%	15
<b>30-39</b>			<b>28.3%</b>	32
40-49			22.1%	25
50-59			13.3%	15
60+			4.4%	5
			<b>answered question</b>	<b>113</b>
			<b>skipped question</b>	<b>1</b>

53. What is your primary ethnicity?			Response Percent	Response Count
African American/Black			4.5%	5
Asian			27.0%	30
Filipino			4.5%	5
Hispanic/Latino			8.1%	9
Middle Eastern			0.0%	0
Native American			0.9%	1
Pacific Islander			1.8%	2
<b>White</b>			<b>38.7%</b>	43
Decline to state			9.0%	10
Other (please specify)			5.4%	6
			<b>answered question</b>	<b>111</b>
			<b>skipped question</b>	<b>3</b>

54. What is the primary language spoken in your home?			
		Response Percent	Response Count
English		66.7%	74
Arabic		0.0%	0
Chinese		13.5%	15
Farsi		0.0%	0
Hindi		1.8%	2
Japanese		0.9%	1
Korean		0.9%	1
Russian		0.9%	1
Spanish		2.7%	3
Tagalog		0.9%	1
Vietnamese		1.8%	2
Other (please specify)		9.9%	11
		<b>answered question</b>	<b>111</b>
		<b>skipped question</b>	<b>3</b>

55. Do you have a disability?			
		Response Percent	Response Count
Yes		9.5%	10
No		90.5%	95
		<b>answered question</b>	<b>105</b>
		<b>skipped question</b>	<b>9</b>

56. What is your current employment status?			Response Percent	Response Count
Not employed			15.5%	17
Part-time (less than 10 hours a week)			3.6%	4
Part-time (10-19 hours a week)			4.5%	5
Part-time (20-29 hours a week)			3.6%	4
<b>Full-time (30-40 hours a week)</b>			<b>47.3%</b>	52
More than full-time (more than 40 hours a week)			25.5%	28
			<b>answered question</b>	<b>110</b>
			<b>skipped question</b>	<b>4</b>






57. Where are you currently taking Ohlone classes? (Check all that apply)			Response Percent	Response Count
<b>Fremont campus</b>			<b>69.9%</b>	79
Newark campus			31.9%	36
Online			26.5%	30
Another off-campus site			3.5%	4
			<b>answered question</b>	<b>113</b>
			<b>skipped question</b>	<b>1</b>












**58. When are you primarily attending Ohlone classes this semester?**

		Response Percent	Response Count
Day only		0.0%	0
<b>Evening only</b>		<b>100.0%</b>	<b>114</b>
Day and evening		0.0%	0
Weekends only		0.0%	0
		<b>answered question</b>	<b>114</b>
		<b>skipped question</b>	<b>0</b>

**59. How many units are you taking at Ohlone this semester?**

		Response Percent	Response Count
<b>Less than 6 units</b>		<b>60.5%</b>	<b>69</b>
6-11.5 units		31.6%	36
12-17.5 units		5.3%	6
18 units or more		2.6%	3
		<b>answered question</b>	<b>114</b>
		<b>skipped question</b>	<b>0</b>

60. How many semesters have you attended Ohlone, including this one?				
			Response Percent	Response Count
One			24.1%	27
Two			12.5%	14
Three			15.2%	17
Four			8.0%	9
<b>Five or more</b>			<b>40.2%</b>	<b>45</b>
			<i>answered question</i>	<b>112</b>
			<i>skipped question</i>	<b>2</b>

61. What is your current primary educational goal at Ohlone? (Select only one)				
			Response Percent	Response Count
<b>Transfer after obtaining AA/AS</b>			<b>19.3%</b>	<b>22</b>
Obtain AA/AS, not transfer			10.5%	12
Transfer without AA/AS			5.3%	6
Obtain vocational degree			2.6%	3
Obtain a certificate			11.4%	13
Maintain certificate or license			0.0%	0
Formulate career plans			6.1%	7
Acquire job skills			4.4%	5
Update job skills			12.3%	14
Basic skills improvement			1.8%	2
GED/high school			0.0%	0
<b>Leisure/Personal enrichment</b>			<b>19.3%</b>	<b>22</b>
Undecided			7.0%	8
			<i>answered question</i>	<b>114</b>
			<i>skipped question</i>	<b>0</b>

62. Please identify your major. (Select only one)			Response Percent	Response Count
Administration of Justice	<input type="checkbox"/>		2.8%	3
Biotechnology	<input type="checkbox"/>		3.7%	4
Business (including Administration, Accounting)	<input type="checkbox"/>		10.1%	11
Computer Science (including Computer Engineering, Networks)	<input type="checkbox"/>		15.6%	17
Deaf Studies/ASL/Interpreter Prep	<input type="checkbox"/>		2.8%	3
Early Childhood Studies	<input type="checkbox"/>		4.6%	5
English/Journalism	<input type="checkbox"/>		2.8%	3
Exercise Science/Athletic Training			0.0%	0
Entertainment Design Technology/Broadcasting			0.0%	0
Graphic Arts/Multimedia/Interior Design	<input type="checkbox"/>		3.7%	4
Health Sciences (Nursing, PTA, RT)	<input type="checkbox"/>		11.9%	13
Liberal Arts	<input type="checkbox"/>		2.8%	3
Mathematics/Engineering	<input type="checkbox"/>		3.7%	4
Music	<input type="checkbox"/>		2.8%	3
Natural Sciences (including Biology, Chemistry, Physics, Geology)	<input type="checkbox"/>		0.9%	1
Real Estate			0.0%	0
Social Sciences	<input type="checkbox"/>		3.7%	4
Speech Communication			0.0%	0
<b>Undecided</b>	<input type="checkbox"/>		<b>16.5%</b>	<b>18</b>
Other (please specify)	<input type="checkbox"/>		11.9%	13
		<b>answered question</b>		<b>109</b>
		<b>skipped question</b>		<b>5</b>