

Student Opinion Survey Spring 2008

1. Ohlone College offers a variety of courses to meet my needs and interests.						
	Strong 'Yes'	'Yes'	'No'	Strong 'No'	No opinion	Response Count
Agree?	26.4% (71)	59.9% (161)	10.4% (28)	2.2% (6)	1.1% (3)	269
Important?	67.4% (159)	29.2% (69)	1.7% (4)	0.0% (0)	1.7% (4)	236
	<i>answered question</i>					270
	<i>skipped question</i>					0

2. Courses at Ohlone are preparing me for my career or educational goal.						
	Strong 'Yes'	'Yes'	'No'	Strong 'No'	No opinion	Response Count
Agree?	27.9% (75)	57.6% (155)	7.1% (19)	1.1% (3)	6.3% (17)	269
Important?	63.3% (150)	29.1% (69)	3.4% (8)	0.0% (0)	4.2% (10)	237
	<i>answered question</i>					270
	<i>skipped question</i>					0

3. My instructors are highly skilled teachers and come to classes well prepared.						
	Strong 'Yes'	'Yes'	'No'	Strong 'No'	No opinion	Response Count
Agree?	32.8% (88)	49.6% (133)	13.1% (35)	3.0% (8)	1.5% (4)	268
Important?	71.8% (168)	24.8% (58)	1.3% (3)	0.9% (2)	1.3% (3)	234
	<i>answered question</i>					269
	<i>skipped question</i>					1

4. My instructors are available to talk with me about my questions and concerns outside of class.						
	Strong 'Yes'	'Yes'	'No'	Strong 'No'	No opinion	Response Count
Agree?	31.7% (85)	49.3% (132)	8.6% (23)	3.0% (8)	7.5% (20)	268
Important?	46.8% (111)	42.2% (100)	4.2% (10)	1.3% (3)	5.5% (13)	237
	<i>answered question</i>					269
	<i>skipped question</i>					1

5. My instructors have been fair in their grading.						
	Strong 'Yes'	'Yes'	'No'	Strong 'No'	No opinion	Response Count
Agree?	30.2% (81)	54.1% (145)	7.5% (20)	3.7% (10)	4.5% (12)	268
Important?	63.2% (148)	27.4% (64)	4.3% (10)	0.9% (2)	4.3% (10)	234
	<i>answered question</i>					269
	<i>skipped question</i>					1

6. My instructors give practical examples of how theories apply to real life.						
	Strong 'Yes'	'Yes'	'No'	Strong 'No'	No opinion	Response Count
Agree?	27.9% (75)	50.2% (135)	14.1% (38)	1.5% (4)	6.3% (17)	269
Important?	49.6% (118)	41.6% (99)	2.5% (6)	0.8% (2)	5.5% (13)	238
	<i>answered question</i>					270
	<i>skipped question</i>					0

7. The quality of instruction is excellent at Ohlone.						
	Strong 'Yes'	'Yes'	'No'	Strong 'No'	No opinion	Response Count
Agree?	25.8% (69)	52.1% (139)	13.5% (36)	3.7% (10)	4.9% (13)	267
Important?	67.9% (161)	27.8% (66)	3.0% (7)	0.0% (0)	1.3% (3)	237
	<i>answered question</i>					270
	<i>skipped question</i>					0

8. My instructors are responsive to my individual needs.						
	Strong 'Yes'	'Yes'	'No'	Strong 'No'	No opinion	Response Count
Agree?	22.2% (59)	48.1% (128)	18.0% (48)	4.1% (11)	7.5% (20)	266
Important?	45.1% (106)	43.4% (102)	5.1% (12)	2.1% (5)	4.3% (10)	235
	<i>answered question</i>					268
	<i>skipped question</i>					2

9. My instructors encourage me to be actively involved and participate in class.						
	Strong 'Yes'	'Yes'	'No'	Strong 'No'	No opinion	Response Count
Agree?	33.5% (90)	50.2% (135)	10.8% (29)	2.6% (7)	3.0% (8)	269
Important?	39.4% (93)	43.2% (102)	12.7% (30)	1.7% (4)	3.0% (7)	236
	<i>answered question</i>					270
	<i>skipped question</i>					0

10. Courses I need are offered at the times that are convenient to my schedule.						
	Strong 'Yes'	'Yes'	'No'	Strong 'No'	No opinion	Response Count
Agree?	13.4% (36)	44.6% (120)	26.4% (71)	12.3% (33)	3.3% (9)	269
Important?	67.6% (161)	25.6% (61)	3.8% (9)	0.8% (2)	2.1% (5)	238
	<i>answered question</i>					270
	<i>skipped question</i>					0

11. My instructors encourage students to examine different points of view.						
	Strong 'Yes'	'Yes'	'No'	Strong 'No'	No opinion	Response Count
Agree?	23.9% (64)	51.5% (138)	14.2% (38)	2.6% (7)	7.8% (21)	268
Important?	39.2% (93)	43.5% (103)	8.0% (19)	0.8% (2)	8.4% (20)	237
	<i>answered question</i>					269
	<i>skipped question</i>					1

12. My instructors engage me in learning by using technology in the classroom.						
	Strong 'Yes'	'Yes'	'No'	Strong 'No'	No opinion	Response Count
Agree?	21.6% (58)	50.4% (135)	15.3% (41)	4.1% (11)	8.6% (23)	268
Important?	32.2% (77)	42.3% (101)	13.8% (33)	2.5% (6)	9.2% (22)	239
	<i>answered question</i>					270
	<i>skipped question</i>					0

13. Sufficient tutoring resources are available in a variety of subjects.

	Strong 'Yes'	'Yes'	'No'	Strong 'No'	No opinion	Response Count
Agree?	16.9% (45)	36.8% (98)	15.8% (42)	4.5% (12)	25.9% (69)	266
Important?	36.3% (85)	38.9% (91)	6.0% (14)	1.3% (3)	17.5% (41)	234
	<i>answered question</i>					267
	<i>skipped question</i>					3

14. My grade in a class has improved because I used the on-campus tutoring services.

	Strong 'Yes'	'Yes'	'No'	Strong 'No'	No opinion	Response Count
Agree?	9.1% (24)	13.6% (36)	22.0% (58)	4.2% (11)	51.1% (135)	264
Important?	22.8% (54)	26.2% (62)	10.5% (25)	1.7% (4)	38.8% (92)	237
	<i>answered question</i>					267
	<i>skipped question</i>					3

15. The Ohlone library/learning resource center provides me access to the information I need for my assignments.

	Strong 'Yes'	'Yes'	'No'	Strong 'No'	No opinion	Response Count
Agree?	15.2% (40)	31.1% (82)	8.3% (22)	2.3% (6)	43.2% (114)	264
Important?	33.3% (79)	30.4% (72)	5.1% (12)	0.8% (2)	30.4% (72)	237
	<i>answered question</i>					265
	<i>skipped question</i>					5

16. The current library hours meet my research and study needs.						
	Strong 'Yes'	'Yes'	'No'	Strong 'No'	No opinion	Response Count
Agree?	13.2% (35)	31.7% (84)	10.2% (27)	4.5% (12)	40.4% (107)	265
Important?	34.2% (81)	26.2% (62)	6.8% (16)	1.7% (4)	31.2% (74)	237
	<i>answered question</i>					266
	<i>skipped question</i>					4

17. The information provided during Orientation was helpful to me.						
	Strong 'Yes'	'Yes'	'No'	Strong 'No'	No opinion	Response Count
Agree?	9.8% (26)	24.2% (64)	7.6% (20)	2.3% (6)	56.1% (148)	264
Important?	21.9% (52)	27.8% (66)	4.2% (10)	1.3% (3)	44.7% (106)	237
	<i>answered question</i>					267
	<i>skipped question</i>					3

18. It is convenient, either through WebAdvisor or at the Admissions and Records window or the Student Services center, to register for classes.						
	Strong 'Yes'	'Yes'	'No'	Strong 'No'	No opinion	Response Count
Agree?	49.2% (131)	39.5% (105)	6.4% (17)	3.0% (8)	1.9% (5)	266
Important?	66.5% (159)	31.0% (74)	0.4% (1)	0.0% (0)	2.1% (5)	239
	<i>answered question</i>					267
	<i>skipped question</i>					3

19. Counselors are available when I need to see them.						
	Strong 'Yes'	'Yes'	'No'	Strong 'No'	No opinion	Response Count
Agree?	19.2% (51)	34.6% (92)	19.5% (52)	4.5% (12)	22.2% (59)	266
Important?	50.6% (120)	29.5% (70)	3.4% (8)	0.4% (1)	16.0% (38)	237
	<i>answered question</i>					267
	<i>skipped question</i>					3

20. There are adequate support services for evening-only students.						
	Strong 'Yes'	'Yes'	'No'	Strong 'No'	No opinion	Response Count
Agree?	6.4% (17)	23.6% (63)	27.0% (72)	10.5% (28)	32.6% (87)	267
Important?	37.1% (89)	31.3% (75)	5.8% (14)	1.7% (4)	24.2% (58)	240
	<i>answered question</i>					268
	<i>skipped question</i>					2

21. There are adequate support services for Newark Center students.						
	Strong 'Yes'	'Yes'	'No'	Strong 'No'	No opinion	Response Count
Agree?	7.5% (20)	17.7% (47)	8.7% (23)	2.6% (7)	63.4% (168)	265
Important?	24.1% (57)	19.4% (46)	2.5% (6)	0.4% (1)	53.6% (127)	237
	<i>answered question</i>					266
	<i>skipped question</i>					4

22. I receive the assistance I need in academic advising and educational planning.						
	Strong 'Yes'	'Yes'	'No'	Strong 'No'	No opinion	Response Count
Agree?	17.3% (46)	34.6% (92)	10.5% (28)	6.0% (16)	31.6% (84)	266
Important?	43.5% (103)	27.8% (66)	4.2% (10)	0.4% (1)	24.1% (57)	237
	<i>answered question</i>					267
	<i>skipped question</i>					3

23. I am satisfied with the information I receive about career and transfer options.						
	Strong 'Yes'	'Yes'	'No'	Strong 'No'	No opinion	Response Count
Agree?	15.2% (40)	37.6% (99)	9.5% (25)	4.2% (11)	33.5% (88)	263
Important?	36.0% (86)	35.6% (85)	2.1% (5)	0.4% (1)	25.9% (62)	239
	<i>answered question</i>					266
	<i>skipped question</i>					4

24. The waitlist process has made it more efficient to register for the classes I want.						
	Strong 'Yes'	'Yes'	'No'	Strong 'No'	No opinion	Response Count
Agree?	19.2% (51)	33.2% (88)	7.2% (19)	3.4% (9)	37.0% (98)	265
Important?	30.0% (71)	32.1% (76)	3.4% (8)	0.8% (2)	33.8% (80)	237
	<i>answered question</i>					267
	<i>skipped question</i>					3

25. I receive satisfactory assistance from the Admissions and Records staff.						
	Strong 'Yes'	'Yes'	'No'	Strong 'No'	No opinion	Response Count
Agree?	16.2% (43)	39.6% (105)	10.6% (28)	5.7% (15)	27.9% (74)	265
Important?	35.9% (85)	38.0% (90)	3.8% (9)	0.0% (0)	22.4% (53)	237
	<i>answered question</i>					267
	<i>skipped question</i>					3

26. The Financial Aid staff provide me with good customer service.						
	Strong 'Yes'	'Yes'	'No'	Strong 'No'	No opinion	Response Count
Agree?	11.7% (31)	16.2% (43)	6.8% (18)	1.5% (4)	63.8% (169)	265
Important?	26.2% (62)	19.8% (47)	1.7% (4)	0.0% (0)	52.3% (124)	237
	<i>answered question</i>					266
	<i>skipped question</i>					4

27. I am satisfied with the quality and service available in the Cafeteria, food courts, and the vending machines.						
	Strong 'Yes'	'Yes'	'No'	Strong 'No'	No opinion	Response Count
Agree?	6.7% (18)	25.8% (69)	14.6% (39)	13.1% (35)	39.7% (106)	267
Important?	23.8% (57)	32.9% (79)	3.8% (9)	3.3% (8)	36.3% (87)	240
	<i>answered question</i>					268
	<i>skipped question</i>					2

28. Campus security officers are responsive.						
	Strong 'Yes'	'Yes'	'No'	Strong 'No'	No opinion	Response Count
Agree?	13.2% (35)	22.9% (61)	4.9% (13)	1.1% (3)	57.9% (154)	266
Important?	33.2% (79)	22.3% (53)	2.5% (6)	0.8% (2)	41.2% (98)	238
	<i>answered question</i>					268
	<i>skipped question</i>					2

29. I am satisfied with the availability of textbooks in the Bookstore.						
	Strong 'Yes'	'Yes'	'No'	Strong 'No'	No opinion	Response Count
Agree?	13.2% (35)	40.6% (108)	19.9% (53)	9.4% (25)	16.9% (45)	266
Important?	45.4% (108)	33.6% (80)	5.0% (12)	0.8% (2)	15.1% (36)	238
	<i>answered question</i>					268
	<i>skipped question</i>					2

30. I receive good customer service at the Bookstore.						
	Strong 'Yes'	'Yes'	'No'	Strong 'No'	No opinion	Response Count
Agree?	32.3% (86)	44.7% (119)	6.4% (17)	1.5% (4)	15.0% (40)	266
Important?	38.1% (91)	42.3% (101)	3.3% (8)	0.4% (1)	15.9% (38)	239
	<i>answered question</i>					267
	<i>skipped question</i>					3

31. I am satisfied with the service received at the Student Health Center.						
	Strong 'Yes'	'Yes'	'No'	Strong 'No'	No opinion	Response Count
Agree?	14.7% (39)	12.8% (34)	0.8% (2)	0.4% (1)	71.4% (190)	266
Important?	26.1% (62)	16.4% (39)	2.5% (6)	0.0% (0)	55.0% (131)	238
	<i>answered question</i>					267
	<i>skipped question</i>					3

32. My experiences at Ohlone have been consistent with what I expected from college publications and/or college representatives.						
	Strong 'Yes'	'Yes'	'No'	Strong 'No'	No opinion	Response Count
Agree?	17.4% (46)	46.2% (122)	14.0% (37)	2.3% (6)	20.1% (53)	264
Important?	30.6% (72)	46.8% (110)	3.8% (9)	0.4% (1)	18.3% (43)	235
	<i>answered question</i>					265
	<i>skipped question</i>					5

33. I have found the Ohlone campuses to be positive and supportive environments to pursue an education.						
	Strong 'Yes'	'Yes'	'No'	Strong 'No'	No opinion	Response Count
Agree?	27.3% (72)	54.9% (145)	7.2% (19)	1.5% (4)	9.1% (24)	264
Important?	42.7% (102)	47.7% (114)	2.9% (7)	0.4% (1)	6.3% (15)	239
	<i>answered question</i>					265
	<i>skipped question</i>					5

34. The student government effectively represents student interests.						
	Strong 'Yes'	'Yes'	'No'	Strong 'No'	No opinion	Response Count
Agree?	6.5% (17)	13.3% (35)	10.3% (27)	2.7% (7)	67.3% (177)	263
Important?	13.9% (33)	24.9% (59)	6.3% (15)	0.0% (0)	54.9% (130)	237
	<i>answered question</i>					264
	<i>skipped question</i>					6

35. I am interested in events, clubs, and activities if they are offered at a time when I can attend.						
	Strong 'Yes'	'Yes'	'No'	Strong 'No'	No opinion	Response Count
Agree?	9.6% (25)	29.1% (76)	16.5% (43)	3.8% (10)	41.0% (107)	261
Important?	10.2% (24)	29.2% (69)	15.3% (36)	4.7% (11)	40.7% (96)	236
	<i>answered question</i>					263
	<i>skipped question</i>					7

36. Ohlone College personnel treat all students with equal respect regardless of their age, ancestry, color, disability, gender, marital status, national origin, parental status, race, religion, sexual orientation, or veteran status.						
	Strong 'Yes'	'Yes'	'No'	Strong 'No'	No opinion	Response Count
Agree?	34.1% (90)	37.5% (99)	8.7% (23)	1.5% (4)	18.2% (48)	264
Important?	51.7% (123)	32.8% (78)	2.9% (7)	1.3% (3)	11.3% (27)	238
	<i>answered question</i>					265
	<i>skipped question</i>					5

37. The faculty and staff at Ohlone are sufficiently diverse to meet the needs of students.						
	Strong 'Yes'	'Yes'	'No'	Strong 'No'	No opinion	Response Count
Agree?	28.0% (74)	43.6% (115)	6.1% (16)	2.3% (6)	20.1% (53)	264
Important?	38.0% (90)	39.7% (94)	6.3% (15)	1.3% (3)	14.8% (35)	237
	<i>answered question</i>					265
	<i>skipped question</i>					5

38. The College promotes positive interaction among students from diverse backgrounds.						
	Strong 'Yes'	'Yes'	'No'	Strong 'No'	No opinion	Response Count
Agree?	25.9% (68)	44.5% (117)	5.7% (15)	0.4% (1)	23.6% (62)	263
Important?	34.6% (81)	41.5% (97)	5.6% (13)	0.4% (1)	17.9% (42)	234
	<i>answered question</i>					264
	<i>skipped question</i>					6

39. The College policies and practices demonstrate appropriate concern for issues of equity and diversity.						
	Strong 'Yes'	'Yes'	'No'	Strong 'No'	No opinion	Response Count
Agree?	23.5% (62)	42.8% (113)	3.0% (8)	0.4% (1)	30.3% (80)	264
Important?	31.8% (76)	41.0% (98)	4.2% (10)	0.0% (0)	23.0% (55)	239
	<i>answered question</i>					265
	<i>skipped question</i>					5

40. I have been made to feel comfortable here by staff and other students.						
	Strong 'Yes'	'Yes'	'No'	Strong 'No'	No opinion	Response Count
Agree?	28.5% (75)	55.9% (147)	6.1% (16)	0.8% (2)	8.7% (23)	263
Important?	40.5% (96)	45.6% (108)	5.9% (14)	0.0% (0)	8.0% (19)	237
	<i>answered question</i>					264
	<i>skipped question</i>					6



41. Campus facilities are well-maintained and provide a comfortable environment.						
	Strong 'Yes'	'Yes'	'No'	Strong 'No'	No opinion	Response Count
Agree?	18.9% (50)	58.3% (154)	12.5% (33)	4.9% (13)	5.3% (14)	264
Important?	40.3% (96)	51.7% (123)	3.4% (8)	1.3% (3)	3.4% (8)	238
	<i>answered question</i>					265
	<i>skipped question</i>					5



42. The campuses' landscaped areas are attractive.						
	Strong 'Yes'	'Yes'	'No'	Strong 'No'	No opinion	Response Count
Agree?	23.0% (61)	47.5% (126)	15.8% (42)	4.5% (12)	9.1% (24)	265
Important?	29.0% (69)	49.2% (117)	12.2% (29)	1.3% (3)	8.4% (20)	238
	<i>answered question</i>					266
	<i>skipped question</i>					4



43. I feel safe on campus.						
	Strong 'Yes'	'Yes'	'No'	Strong 'No'	No opinion	Response Count
Agree?	26.5% (70)	58.3% (154)	8.3% (22)	0.4% (1)	6.4% (17)	264
Important?	56.5% (135)	37.2% (89)	2.1% (5)	0.4% (1)	3.8% (9)	239
	<i>answered question</i>					265
	<i>skipped question</i>					5

44. I would recommend taking classes at Ohlone College.						
	Strong 'Yes'	'Yes'	'No'	Strong 'No'	No opinion	Response Count
Agree?	34.5% (91)	54.5% (144)	5.7% (15)	1.1% (3)	4.2% (11)	264
Important?	40.9% (97)	43.0% (102)	7.2% (17)	0.0% (0)	8.9% (21)	237
	<i>answered question</i>					265
	<i>skipped question</i>					5

45. If I had it to do over again, I would attend Ohlone College.						
	Strong 'Yes'	'Yes'	'No'	Strong 'No'	No opinion	Response Count
Agree?	33.6% (89)	47.2% (125)	9.1% (24)	1.9% (5)	8.3% (22)	265
Important?	40.3% (95)	39.0% (92)	7.2% (17)	0.8% (2)	12.7% (30)	236
	<i>answered question</i>					266
	<i>skipped question</i>					4

46. I have completed a Student Educational Plan (SEP) with the Counseling Department.				
			Response Percent	Response Count
Yes			40.4%	108
No			59.6%	159
			<i>answered question</i>	267
			<i>skipped question</i>	3

47. If you answered 'No,' go to the next page; if you answered 'Yes,' please complete the following: My SEP minimizes class conflicts at registration.				
			Response Percent	Response Count
Yes			67.6%	73
No			32.4%	35
			<i>answered question</i>	108
			<i>skipped question</i>	162

48. I took all the classes recommended on my SEP.				
			Response Percent	Response Count
Yes			62.5%	70
No			37.5%	42
			<i>answered question</i>	112
			<i>skipped question</i>	158

49. If you answered 'No,' please share with us your reasons:			
		Response Percent	Response Count
Scheduling conflicts between recommended classes		35.2%	25
Recommended class conflicted with another class I wanted to take		26.8%	19
Recommended class conflicted with other responsibilities (work, etc.) in my schedule		23.9%	17
I have chosen not to follow my SEP		23.9%	17
Other (please specify)		25.4%	18
<i>answered question</i>			71
<i>skipped question</i>			199

50. Pick the top 3 items from this survey, write down the item number, and tell us why the item was of importance or concern. Please add suggestions for improvement.		
		Response Count
		112
<i>answered question</i>		112
<i>skipped question</i>		158

51. What is your gender?			
		Response Percent	Response Count
Female		61.8%	165
Male		38.2%	102
<i>answered question</i>			267
<i>skipped question</i>			3

52. What is your age?			Response Percent	Response Count
Under 18			1.5%	4
18-20			26.6%	71
21-24			18.0%	48
25-29			11.6%	31
30-39			19.5%	52
40-49			13.1%	35
50-59			7.1%	19
60+			2.6%	7
			answered question	267
			skipped question	3







53. What is your primary ethnicity?			Response Percent	Response Count
African American/Black			3.0%	8
Asian			30.8%	81
Filipino			4.6%	12
Hispanic/Latino			8.0%	21
Middle Eastern			1.5%	4
Native American			1.1%	3
Pacific Islander			2.7%	7
White			31.9%	84
Decline to state			10.3%	27
Other (please specify)			6.1%	16
			answered question	263
			skipped question	7





54. What is the primary language spoken in your home?

		Response Percent	Response Count
English		64.4%	168
Arabic		0.8%	2
Chinese		13.0%	34
Farsi		1.1%	3
Hindi		3.4%	9
Japanese		0.4%	1
Korean		0.8%	2
Russian		0.4%	1
Spanish		3.1%	8
Tagalog		1.1%	3
Vietnamese		2.3%	6
Other (please specify)		9.2%	24
answered question			261
skipped question			9


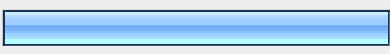


55. Do you have a disability?

		Response Percent	Response Count
Yes		7.9%	20
No		92.1%	233
answered question			253
skipped question			17



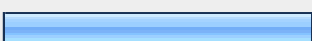

56. What is your current employment status?			Response Percent	Response Count
Not employed			28.9%	77
Part-time (less than 10 hours a week)			10.9%	29
Part-time (10-19 hours a week)			12.4%	33
Part-time (20-29 hours a week)			10.5%	28
Full-time (30-40 hours a week)			25.2%	67
More than full-time (more than 40 hours a week)			12.0%	32
			answered question	266
			skipped question	4

57. Where are you currently taking Ohlone classes? (Check all that apply)			Response Percent	Response Count
Fremont campus			82.8%	222
Newark campus			34.3%	92
Online			26.5%	71
Another off-campus site			1.9%	5
			answered question	268
			skipped question	2






58. When are you primarily attending Ohlone classes this semester?

		Response Percent	Response Count
Day only		0.0%	0
Evening only		42.2%	114
Day and evening		57.8%	156
Weekends only		0.0%	0
		answered question	270
		skipped question	0













59. How many units are you taking at Ohlone this semester?

		Response Percent	Response Count
Less than 6 units		30.1%	81
6-11.5 units		27.5%	74
12-17.5 units		33.8%	91
18 units or more		8.6%	23
		answered question	269
		skipped question	1

60. How many semesters have you attended Ohlone, including this one?

		Response Percent	Response Count
One		15.0%	40
Two		20.2%	54
Three		13.5%	36
Four		15.0%	40
Five or more		36.3%	97
		answered question	267
		skipped question	3

61. What is your current primary educational goal at Ohlone? (Select only one)

		Response Percent	Response Count
Transfer after obtaining AA/AS		35.7%	96
Obtain AA/AS, not transfer		7.8%	21
Transfer without AA/AS		19.3%	52
Obtain vocational degree		1.1%	3
Obtain a certificate		7.8%	21
Maintain certificate or license		0.4%	1
Formulate career plans		3.3%	9
Acquire job skills		2.2%	6
Update job skills		5.6%	15
Basic skills improvement		1.1%	3
GED/high school		0.0%	0
Leisure/Personal enrichment		10.0%	27
Undecided		5.6%	15
		answered question	269
		skipped question	1

62. Please identify your major. (Select only one)			Response Percent	Response Count
Administration of Justice	<input type="checkbox"/>		3.8%	10
Biotechnology	<input type="checkbox"/>		2.3%	6
Business (including Administration, Accounting)	<input type="checkbox"/>		13.7%	36
Computer Science (including Computer Engineering, Networks)	<input type="checkbox"/>		10.6%	28
Deaf Studies/ASL/Interpreter Prep	<input type="checkbox"/>		2.7%	7
Early Childhood Studies	<input type="checkbox"/>		3.0%	8
English/Journalism	<input type="checkbox"/>		2.3%	6
Exercise Science/Athletic Training			0.0%	0
Entertainment Design Technology/Broadcasting	<input type="checkbox"/>		0.4%	1
Graphic Arts/Multimedia/Interior Design	<input type="checkbox"/>		4.2%	11
Health Sciences (Nursing, PTA, RT)	<input type="checkbox"/>		10.6%	28
Liberal Arts	<input type="checkbox"/>		1.9%	5
Mathematics/Engineering	<input type="checkbox"/>		5.7%	15
Music	<input type="checkbox"/>		2.3%	6
Natural Sciences (including Biology, Chemistry, Physics, Geology)	<input type="checkbox"/>		3.4%	9
Real Estate	<input type="checkbox"/>		0.4%	1
Social Sciences	<input type="checkbox"/>		4.6%	12
Speech Communication	<input type="checkbox"/>		0.8%	2
Undecided	<input type="checkbox"/>		11.4%	30
Other (please specify)	<input type="checkbox"/>		16.0%	42
			answered question	263
			skipped question	7