

# Student Opinion Survey Spring 2008

<b>1. Ohlone College offers a variety of courses to meet my needs and interests.</b>						
	<b>Strong 'Yes'</b>	<b>'Yes'</b>	<b>'No'</b>	<b>Strong 'No'</b>	<b>No opinion</b>	<b>Response Count</b>
Agree?	31.5% (46)	<b>56.8% (83)</b>	11.6% (17)	0.0% (0)	0.0% (0)	146
Important?	<b>65.6% (80)</b>	32.0% (39)	2.5% (3)	0.0% (0)	0.0% (0)	122
	<i>answered question</i>					<b>146</b>
	<i>skipped question</i>					<b>0</b>

<b>2. Courses at Ohlone are preparing me for my career or educational goal.</b>						
	<b>Strong 'Yes'</b>	<b>'Yes'</b>	<b>'No'</b>	<b>Strong 'No'</b>	<b>No opinion</b>	<b>Response Count</b>
Agree?	37.7% (55)	<b>52.7% (77)</b>	3.4% (5)	3.4% (5)	2.7% (4)	146
Important?	<b>68.0% (83)</b>	27.9% (34)	1.6% (2)	0.8% (1)	1.6% (2)	122
	<i>answered question</i>					<b>146</b>
	<i>skipped question</i>					<b>0</b>

<b>3. My instructors are highly skilled teachers and come to classes well prepared.</b>						
	<b>Strong 'Yes'</b>	<b>'Yes'</b>	<b>'No'</b>	<b>Strong 'No'</b>	<b>No opinion</b>	<b>Response Count</b>
Agree?	31.0% (45)	<b>53.8% (78)</b>	11.0% (16)	3.4% (5)	0.7% (1)	145
Important?	<b>72.7% (88)</b>	24.8% (30)	0.0% (0)	0.8% (1)	1.7% (2)	121
	<i>answered question</i>					<b>145</b>
	<i>skipped question</i>					<b>1</b>

4. My instructors are available to talk with me about my questions and concerns outside of class.						
	Strong 'Yes'	'Yes'	'No'	Strong 'No'	No opinion	Response Count
Agree?	37.0% (54)	<b>51.4% (75)</b>	4.8% (7)	2.1% (3)	4.8% (7)	146
Important?	<b>47.5% (58)</b>	44.3% (54)	3.3% (4)	0.8% (1)	4.1% (5)	122
	<i>answered question</i>					<b>146</b>
	<i>skipped question</i>					<b>0</b>

5. My instructors have been fair in their grading.						
	Strong 'Yes'	'Yes'	'No'	Strong 'No'	No opinion	Response Count
Agree?	37.2% (54)	<b>50.3% (73)</b>	7.6% (11)	2.1% (3)	2.8% (4)	145
Important?	<b>72.9% (86)</b>	21.2% (25)	1.7% (2)	0.8% (1)	3.4% (4)	118
	<i>answered question</i>					<b>145</b>
	<i>skipped question</i>					<b>1</b>

6. My instructors give practical examples of how theories apply to real life.						
	Strong 'Yes'	'Yes'	'No'	Strong 'No'	No opinion	Response Count
Agree?	31.7% (46)	<b>45.5% (66)</b>	14.5% (21)	0.7% (1)	7.6% (11)	145
Important?	<b>55.8% (67)</b>	32.5% (39)	5.8% (7)	0.8% (1)	5.0% (6)	120
	<i>answered question</i>					<b>145</b>
	<i>skipped question</i>					<b>1</b>

7. The quality of instruction is excellent at Ohlone.						
	Strong 'Yes'	'Yes'	'No'	Strong 'No'	No opinion	Response Count
Agree?	25.5% (37)	<b>55.2% (80)</b>	11.7% (17)	3.4% (5)	4.1% (6)	145
Important?	<b>64.5% (78)</b>	30.6% (37)	1.7% (2)	0.0% (0)	3.3% (4)	121
	<i>answered question</i>					<b>146</b>
	<i>skipped question</i>					<b>0</b>

8. My instructors are responsive to my individual needs.						
	Strong 'Yes'	'Yes'	'No'	Strong 'No'	No opinion	Response Count
Agree?	29.9% (43)	<b>46.5% (67)</b>	14.6% (21)	2.1% (3)	6.9% (10)	144
Important?	<b>48.3% (58)</b>	38.3% (46)	5.8% (7)	1.7% (2)	5.8% (7)	120
	<i>answered question</i>					<b>145</b>
	<i>skipped question</i>					<b>1</b>

9. My instructors encourage me to be actively involved and participate in class.						
	Strong 'Yes'	'Yes'	'No'	Strong 'No'	No opinion	Response Count
Agree?	37.7% (55)	<b>48.6% (71)</b>	7.5% (11)	2.1% (3)	4.1% (6)	146
Important?	<b>43.4% (53)</b>	41.0% (50)	9.8% (12)	3.3% (4)	2.5% (3)	122
	<i>answered question</i>					<b>146</b>
	<i>skipped question</i>					<b>0</b>

<b>10. Courses I need are offered at the times that are convenient to my schedule.</b>						
	<b>Strong 'Yes'</b>	<b>'Yes'</b>	<b>'No'</b>	<b>Strong 'No'</b>	<b>No opinion</b>	<b>Response Count</b>
Agree?	17.1% (25)	<b>43.2% (63)</b>	28.8% (42)	9.6% (14)	1.4% (2)	146
Important?	<b>68.0% (83)</b>	27.9% (34)	2.5% (3)	1.6% (2)	0.0% (0)	122
	<i>answered question</i>					<b>146</b>
	<i>skipped question</i>					<b>0</b>

<b>11. My instructors encourage students to examine different points of view.</b>						
	<b>Strong 'Yes'</b>	<b>'Yes'</b>	<b>'No'</b>	<b>Strong 'No'</b>	<b>No opinion</b>	<b>Response Count</b>
Agree?	22.1% (32)	<b>57.2% (83)</b>	13.8% (20)	2.1% (3)	4.8% (7)	145
Important?	38.3% (46)	<b>47.5% (57)</b>	8.3% (10)	0.8% (1)	5.0% (6)	120
	<i>answered question</i>					<b>145</b>
	<i>skipped question</i>					<b>1</b>

<b>12. My instructors engage me in learning by using technology in the classroom.</b>						
	<b>Strong 'Yes'</b>	<b>'Yes'</b>	<b>'No'</b>	<b>Strong 'No'</b>	<b>No opinion</b>	<b>Response Count</b>
Agree?	21.9% (32)	<b>50.7% (74)</b>	18.5% (27)	4.8% (7)	4.1% (6)	146
Important?	33.6% (41)	<b>40.2% (49)</b>	18.0% (22)	3.3% (4)	4.9% (6)	122
	<i>answered question</i>					<b>146</b>
	<i>skipped question</i>					<b>0</b>

<b>13. Sufficient tutoring resources are available in a variety of subjects.</b>						
	<b>Strong 'Yes'</b>	<b>'Yes'</b>	<b>'No'</b>	<b>Strong 'No'</b>	<b>No opinion</b>	<b>Response Count</b>
Agree?	20.8% (30)	<b>42.4% (61)</b>	9.7% (14)	4.2% (6)	22.9% (33)	144
Important?	39.8% (47)	<b>41.5% (49)</b>	6.8% (8)	0.0% (0)	11.9% (14)	118
	<i>answered question</i>					<b>144</b>
	<i>skipped question</i>					<b>2</b>

<b>14. My grade in a class has improved because I used the on-campus tutoring services.</b>						
	<b>Strong 'Yes'</b>	<b>'Yes'</b>	<b>'No'</b>	<b>Strong 'No'</b>	<b>No opinion</b>	<b>Response Count</b>
Agree?	9.1% (13)	19.6% (28)	18.9% (27)	3.5% (5)	<b>49.0% (70)</b>	143
Important?	27.5% (33)	29.2% (35)	9.2% (11)	1.7% (2)	<b>32.5% (39)</b>	120
	<i>answered question</i>					<b>144</b>
	<i>skipped question</i>					<b>2</b>

<b>15. The Ohlone library/learning resource center provides me access to the information I need for my assignments.</b>						
	<b>Strong 'Yes'</b>	<b>'Yes'</b>	<b>'No'</b>	<b>Strong 'No'</b>	<b>No opinion</b>	<b>Response Count</b>
Agree?	14.1% (20)	<b>40.1% (57)</b>	7.7% (11)	2.1% (3)	35.9% (51)	142
Important?	<b>35.9% (42)</b>	29.1% (34)	7.7% (9)	2.6% (3)	24.8% (29)	117
	<i>answered question</i>					<b>142</b>
	<i>skipped question</i>					<b>4</b>

<b>16. The current library hours meet my research and study needs.</b>						
	<b>Strong 'Yes'</b>	<b>'Yes'</b>	<b>'No'</b>	<b>Strong 'No'</b>	<b>No opinion</b>	<b>Response Count</b>
Agree?	16.1% (23)	<b>37.1% (53)</b>	10.5% (15)	4.9% (7)	31.5% (45)	143
Important?	<b>35.6% (42)</b>	32.2% (38)	5.9% (7)	2.5% (3)	23.7% (28)	118
	<i>answered question</i>					<b>143</b>
	<i>skipped question</i>					<b>3</b>

<b>17. The information provided during Orientation was helpful to me.</b>						
	<b>Strong 'Yes'</b>	<b>'Yes'</b>	<b>'No'</b>	<b>Strong 'No'</b>	<b>No opinion</b>	<b>Response Count</b>
Agree?	14.2% (20)	31.2% (44)	8.5% (12)	1.4% (2)	<b>44.7% (63)</b>	141
Important?	26.1% (31)	30.3% (36)	8.4% (10)	2.5% (3)	<b>32.8% (39)</b>	119
	<i>answered question</i>					<b>143</b>
	<i>skipped question</i>					<b>3</b>

<b>18. It is convenient, either through WebAdvisor or at the Admissions and Records window or the Student Services center, to register for classes.</b>						
	<b>Strong 'Yes'</b>	<b>'Yes'</b>	<b>'No'</b>	<b>Strong 'No'</b>	<b>No opinion</b>	<b>Response Count</b>
Agree?	<b>51.0% (73)</b>	43.4% (62)	3.5% (5)	1.4% (2)	0.7% (1)	143
Important?	<b>71.5% (88)</b>	26.8% (33)	0.8% (1)	0.0% (0)	0.8% (1)	123
	<i>answered question</i>					<b>143</b>
	<i>skipped question</i>					<b>3</b>

<b>19. Counselors are available when I need to see them.</b>						
	<b>Strong 'Yes'</b>	<b>'Yes'</b>	<b>'No'</b>	<b>Strong 'No'</b>	<b>No opinion</b>	<b>Response Count</b>
Agree?	21.7% (31)	<b>37.8% (54)</b>	18.9% (27)	3.5% (5)	18.2% (26)	143
Important?	<b>57.6% (68)</b>	24.6% (29)	2.5% (3)	0.0% (0)	15.3% (18)	118
	<i>answered question</i>					<b>143</b>
	<i>skipped question</i>					<b>3</b>

<b>20. There are adequate support services for evening-only students.</b>						
	<b>Strong 'Yes'</b>	<b>'Yes'</b>	<b>'No'</b>	<b>Strong 'No'</b>	<b>No opinion</b>	<b>Response Count</b>
Agree?	7.6% (11)	22.2% (32)	19.4% (28)	6.9% (10)	<b>43.8% (63)</b>	144
Important?	31.7% (38)	26.7% (32)	4.2% (5)	0.8% (1)	<b>36.7% (44)</b>	120
	<i>answered question</i>					<b>144</b>
	<i>skipped question</i>					<b>2</b>

<b>21. There are adequate support services for Newark Center students.</b>						
	<b>Strong 'Yes'</b>	<b>'Yes'</b>	<b>'No'</b>	<b>Strong 'No'</b>	<b>No opinion</b>	<b>Response Count</b>
Agree?	12.7% (18)	<b>40.8% (58)</b>	18.3% (26)	5.6% (8)	22.5% (32)	142
Important?	<b>41.2% (49)</b>	37.8% (45)	4.2% (5)	1.7% (2)	15.1% (18)	119
	<i>answered question</i>					<b>142</b>
	<i>skipped question</i>					<b>4</b>

<b>22. I receive the assistance I need in academic advising and educational planning.</b>						
	<b>Strong 'Yes'</b>	<b>'Yes'</b>	<b>'No'</b>	<b>Strong 'No'</b>	<b>No opinion</b>	<b>Response Count</b>
Agree?	18.3% (26)	<b>37.3% (53)</b>	17.6% (25)	3.5% (5)	23.2% (33)	142
Important?	<b>51.3% (61)</b>	26.1% (31)	4.2% (5)	0.0% (0)	18.5% (22)	119
	<i>answered question</i>					<b>143</b>
	<i>skipped question</i>					<b>3</b>

<b>23. I am satisfied with the information I receive about career and transfer options.</b>						
	<b>Strong 'Yes'</b>	<b>'Yes'</b>	<b>'No'</b>	<b>Strong 'No'</b>	<b>No opinion</b>	<b>Response Count</b>
Agree?	16.3% (23)	<b>38.3% (54)</b>	12.1% (17)	6.4% (9)	27.0% (38)	141
Important?	<b>41.7% (50)</b>	35.0% (42)	2.5% (3)	0.0% (0)	20.8% (25)	120
	<i>answered question</i>					<b>143</b>
	<i>skipped question</i>					<b>3</b>

<b>24. The waitlist process has made it more efficient to register for the classes I want.</b>						
	<b>Strong 'Yes'</b>	<b>'Yes'</b>	<b>'No'</b>	<b>Strong 'No'</b>	<b>No opinion</b>	<b>Response Count</b>
Agree?	18.2% (26)	<b>37.1% (53)</b>	12.6% (18)	1.4% (2)	30.8% (44)	143
Important?	30.8% (37)	<b>35.8% (43)</b>	8.3% (10)	0.8% (1)	24.2% (29)	120
	<i>answered question</i>					<b>144</b>
	<i>skipped question</i>					<b>2</b>

<b>25. I receive satisfactory assistance from the Admissions and Records staff.</b>						
	<b>Strong 'Yes'</b>	<b>'Yes'</b>	<b>'No'</b>	<b>Strong 'No'</b>	<b>No opinion</b>	<b>Response Count</b>
Agree?	17.6% (25)	<b>44.4% (63)</b>	8.5% (12)	4.9% (7)	24.6% (35)	142
Important?	<b>40.7% (48)</b>	36.4% (43)	2.5% (3)	0.8% (1)	19.5% (23)	118
	<i>answered question</i>					<b>143</b>
	<i>skipped question</i>					<b>3</b>

<b>26. The Financial Aid staff provide me with good customer service.</b>						
	<b>Strong 'Yes'</b>	<b>'Yes'</b>	<b>'No'</b>	<b>Strong 'No'</b>	<b>No opinion</b>	<b>Response Count</b>
Agree?	15.4% (22)	20.3% (29)	7.0% (10)	0.7% (1)	<b>56.6% (81)</b>	143
Important?	29.2% (35)	21.7% (26)	1.7% (2)	1.7% (2)	<b>45.8% (55)</b>	120
	<i>answered question</i>					<b>144</b>
	<i>skipped question</i>					<b>2</b>

<b>27. I am satisfied with the quality and service available in the Cafeteria, food courts, and the vending machines.</b>						
	<b>Strong 'Yes'</b>	<b>'Yes'</b>	<b>'No'</b>	<b>Strong 'No'</b>	<b>No opinion</b>	<b>Response Count</b>
Agree?	9.0% (13)	<b>32.6% (47)</b>	16.7% (24)	9.0% (13)	<b>32.6% (47)</b>	144
Important?	28.3% (34)	<b>32.5% (39)</b>	5.0% (6)	5.8% (7)	28.3% (34)	120
	<i>answered question</i>					<b>144</b>
	<i>skipped question</i>					<b>2</b>

<b>28. Campus security officers are responsive.</b>						
	<b>Strong 'Yes'</b>	<b>'Yes'</b>	<b>'No'</b>	<b>Strong 'No'</b>	<b>No opinion</b>	<b>Response Count</b>
Agree?	13.3% (19)	32.9% (47)	4.9% (7)	0.0% (0)	<b>49.0% (70)</b>	143
Important?	33.3% (40)	25.8% (31)	2.5% (3)	0.8% (1)	<b>37.5% (45)</b>	120
	<i>answered question</i>					<b>144</b>
	<i>skipped question</i>					<b>2</b>

<b>29. I am satisfied with the availability of textbooks in the Bookstore.</b>						
	<b>Strong 'Yes'</b>	<b>'Yes'</b>	<b>'No'</b>	<b>Strong 'No'</b>	<b>No opinion</b>	<b>Response Count</b>
Agree?	13.9% (20)	<b>45.1% (65)</b>	17.4% (25)	12.5% (18)	11.1% (16)	144
Important?	<b>50.0% (60)</b>	37.5% (45)	2.5% (3)	2.5% (3)	7.5% (9)	120
	<i>answered question</i>					<b>144</b>
	<i>skipped question</i>					<b>2</b>

<b>30. I receive good customer service at the Bookstore.</b>						
	<b>Strong 'Yes'</b>	<b>'Yes'</b>	<b>'No'</b>	<b>Strong 'No'</b>	<b>No opinion</b>	<b>Response Count</b>
Agree?	31.5% (45)	<b>50.3% (72)</b>	7.0% (10)	2.1% (3)	9.1% (13)	143
Important?	42.9% (51)	<b>46.2% (55)</b>	2.5% (3)	0.8% (1)	7.6% (9)	119
	<i>answered question</i>					<b>143</b>
	<i>skipped question</i>					<b>3</b>

<b>31. I am satisfied with the service received at the Student Health Center.</b>						
	<b>Strong 'Yes'</b>	<b>'Yes'</b>	<b>'No'</b>	<b>Strong 'No'</b>	<b>No opinion</b>	<b>Response Count</b>
Agree?	19.6% (28)	20.3% (29)	1.4% (2)	0.0% (0)	<b>58.7% (84)</b>	143
Important?	31.4% (37)	18.6% (22)	0.8% (1)	0.8% (1)	<b>48.3% (57)</b>	118
	<i>answered question</i>					<b>143</b>
	<i>skipped question</i>					<b>3</b>

<b>32. My experiences at Ohlone have been consistent with what I expected from college publications and/or college representatives.</b>						
	<b>Strong 'Yes'</b>	<b>'Yes'</b>	<b>'No'</b>	<b>Strong 'No'</b>	<b>No opinion</b>	<b>Response Count</b>
Agree?	21.7% (31)	<b>53.1% (76)</b>	9.8% (14)	2.8% (4)	12.6% (18)	143
Important?	39.5% (47)	<b>47.1% (56)</b>	2.5% (3)	0.0% (0)	10.9% (13)	119
	<i>answered question</i>					<b>143</b>
	<i>skipped question</i>					<b>3</b>

<b>33. I have found the Ohlone campuses to be positive and supportive environments to pursue an education.</b>						
	<b>Strong 'Yes'</b>	<b>'Yes'</b>	<b>'No'</b>	<b>Strong 'No'</b>	<b>No opinion</b>	<b>Response Count</b>
Agree?	36.1% (52)	<b>55.6% (80)</b>	4.9% (7)	0.7% (1)	2.8% (4)	144
Important?	<b>52.9% (64)</b>	43.0% (52)	1.7% (2)	0.0% (0)	2.5% (3)	121
	<i>answered question</i>					<b>144</b>
	<i>skipped question</i>					<b>2</b>

<b>34. The student government effectively represents student interests.</b>						
	<b>Strong 'Yes'</b>	<b>'Yes'</b>	<b>'No'</b>	<b>Strong 'No'</b>	<b>No opinion</b>	<b>Response Count</b>
Agree?	7.7% (11)	18.3% (26)	9.9% (14)	0.0% (0)	<b>64.1% (91)</b>	142
Important?	14.2% (17)	27.5% (33)	7.5% (9)	0.8% (1)	<b>50.0% (60)</b>	120
	<i>answered question</i>					<b>142</b>
	<i>skipped question</i>					<b>4</b>

<b>35. I am interested in events, clubs, and activities if they are offered at a time when I can attend.</b>						
	<b>Strong 'Yes'</b>	<b>'Yes'</b>	<b>'No'</b>	<b>Strong 'No'</b>	<b>No opinion</b>	<b>Response Count</b>
Agree?	10.6% (15)	33.3% (47)	18.4% (26)	2.8% (4)	<b>34.8% (49)</b>	141
Important?	15.6% (19)	28.7% (35)	19.7% (24)	4.9% (6)	<b>31.1% (38)</b>	122
	<i>answered question</i>					<b>142</b>
	<i>skipped question</i>					<b>4</b>

<b>36. Ohlone College personnel treat all students with equal respect regardless of their age, ancestry, color, disability, gender, marital status, national origin, parental status, race, religion, sexual orientation, or veteran status.</b>						
	<b>Strong 'Yes'</b>	<b>'Yes'</b>	<b>'No'</b>	<b>Strong 'No'</b>	<b>No opinion</b>	<b>Response Count</b>
Agree?	36.4% (52)	<b>39.9% (57)</b>	6.3% (9)	1.4% (2)	16.1% (23)	143
Important?	<b>59.5% (72)</b>	28.9% (35)	0.8% (1)	0.8% (1)	9.9% (12)	121
	<i>answered question</i>					<b>143</b>
	<i>skipped question</i>					<b>3</b>

<b>37. The faculty and staff at Ohlone are sufficiently diverse to meet the needs of students.</b>						
	<b>Strong 'Yes'</b>	<b>'Yes'</b>	<b>'No'</b>	<b>Strong 'No'</b>	<b>No opinion</b>	<b>Response Count</b>
Agree?	26.6% (38)	<b>45.5% (65)</b>	5.6% (8)	0.7% (1)	21.7% (31)	143
Important?	<b>41.3% (50)</b>	36.4% (44)	7.4% (9)	1.7% (2)	13.2% (16)	121
	<i>answered question</i>					<b>143</b>
	<i>skipped question</i>					<b>3</b>

<b>38. The College promotes positive interaction among students from diverse backgrounds.</b>						
	<b>Strong 'Yes'</b>	<b>'Yes'</b>	<b>'No'</b>	<b>Strong 'No'</b>	<b>No opinion</b>	<b>Response Count</b>
Agree?	30.1% (43)	<b>42.0% (60)</b>	4.2% (6)	0.0% (0)	23.8% (34)	143
Important?	<b>43.2% (51)</b>	33.9% (40)	4.2% (5)	0.8% (1)	17.8% (21)	118
	<i>answered question</i>					<b>143</b>
	<i>skipped question</i>					<b>3</b>

<b>39. The College policies and practices demonstrate appropriate concern for issues of equity and diversity.</b>						
	<b>Strong 'Yes'</b>	<b>'Yes'</b>	<b>'No'</b>	<b>Strong 'No'</b>	<b>No opinion</b>	<b>Response Count</b>
Agree?	27.3% (39)	<b>39.2% (56)</b>	4.2% (6)	0.0% (0)	29.4% (42)	143
Important?	<b>39.7% (48)</b>	34.7% (42)	3.3% (4)	0.0% (0)	22.3% (27)	121
	<i>answered question</i>					<b>143</b>
	<i>skipped question</i>					<b>3</b>

<b>40. I have been made to feel comfortable here by staff and other students.</b>						
	<b>Strong 'Yes'</b>	<b>'Yes'</b>	<b>'No'</b>	<b>Strong 'No'</b>	<b>No opinion</b>	<b>Response Count</b>
Agree?	34.0% (48)	<b>51.8% (73)</b>	5.7% (8)	0.0% (0)	8.5% (12)	141
Important?	<b>49.6% (59)</b>	38.7% (46)	4.2% (5)	0.0% (0)	7.6% (9)	119
	<i>answered question</i>					<b>141</b>
	<i>skipped question</i>					<b>5</b>



<b>41. Campus facilities are well-maintained and provide a comfortable environment.</b>						
	<b>Strong 'Yes'</b>	<b>'Yes'</b>	<b>'No'</b>	<b>Strong 'No'</b>	<b>No opinion</b>	<b>Response Count</b>
Agree?	27.3% (39)	<b>58.7% (84)</b>	9.8% (14)	2.1% (3)	2.1% (3)	143
Important?	47.1% (57)	<b>49.6% (60)</b>	0.8% (1)	0.0% (0)	2.5% (3)	121
	<i>answered question</i>					<b>143</b>
	<i>skipped question</i>					<b>3</b>



<b>42. The campuses' landscaped areas are attractive.</b>						
	<b>Strong 'Yes'</b>	<b>'Yes'</b>	<b>'No'</b>	<b>Strong 'No'</b>	<b>No opinion</b>	<b>Response Count</b>
Agree?	32.2% (46)	<b>42.7% (61)</b>	15.4% (22)	4.2% (6)	5.6% (8)	143
Important?	32.2% (39)	<b>46.3% (56)</b>	13.2% (16)	1.7% (2)	6.6% (8)	121
	<i>answered question</i>					<b>143</b>
	<i>skipped question</i>					<b>3</b>



<b>43. I feel safe on campus.</b>						
	<b>Strong 'Yes'</b>	<b>'Yes'</b>	<b>'No'</b>	<b>Strong 'No'</b>	<b>No opinion</b>	<b>Response Count</b>
Agree?	30.1% (43)	<b>62.2% (89)</b>	4.2% (6)	0.7% (1)	2.8% (4)	143
Important?	<b>61.2% (74)</b>	35.5% (43)	1.7% (2)	0.0% (0)	1.7% (2)	121
	<b><i>answered question</i></b>					<b>143</b>
	<b><i>skipped question</i></b>					<b>3</b>

<b>44. I would recommend taking classes at Ohlone College.</b>						
	<b>Strong 'Yes'</b>	<b>'Yes'</b>	<b>'No'</b>	<b>Strong 'No'</b>	<b>No opinion</b>	<b>Response Count</b>
Agree?	43.4% (62)	<b>49.0% (70)</b>	5.6% (8)	0.0% (0)	2.1% (3)	143
Important?	<b>49.2% (59)</b>	40.0% (48)	7.5% (9)	0.0% (0)	3.3% (4)	120
	<b><i>answered question</i></b>					<b>143</b>
	<b><i>skipped question</i></b>					<b>3</b>

<b>45. If I had it to do over again, I would attend Ohlone College.</b>						
	<b>Strong 'Yes'</b>	<b>'Yes'</b>	<b>'No'</b>	<b>Strong 'No'</b>	<b>No opinion</b>	<b>Response Count</b>
Agree?	41.3% (59)	<b>46.2% (66)</b>	7.7% (11)	0.0% (0)	4.9% (7)	143
Important?	<b>50.8% (61)</b>	33.3% (40)	6.7% (8)	0.8% (1)	8.3% (10)	120
	<b><i>answered question</i></b>					<b>143</b>
	<b><i>skipped question</i></b>					<b>3</b>

46. I have completed a Student Educational Plan (SEP) with the Counseling Department.			
		Response Percent	Response Count
Yes		47.2%	68
No		52.8%	76
<i>answered question</i>			<b>144</b>
<i>skipped question</i>			<b>2</b>

47. If you answered 'No,' go to the next page; if you answered 'Yes,' please complete the following: My SEP minimizes class conflicts at registration.			
		Response Percent	Response Count
Yes		73.1%	49
No		26.9%	18
<i>answered question</i>			<b>67</b>
<i>skipped question</i>			<b>79</b>

48. I took all the classes recommended on my SEP.			
		Response Percent	Response Count
Yes		65.3%	47
No		34.7%	25
<i>answered question</i>			<b>72</b>
<i>skipped question</i>			<b>74</b>

49. If you answered 'No,' please share with us your reasons:			
		Response Percent	Response Count
Scheduling conflicts between recommended classes		42.9%	15
Recommended class conflicted with another class I wanted to take		25.7%	9
Recommended class conflicted with other responsibilities (work, etc.) in my schedule		25.7%	9
I have chosen not to follow my SEP		31.4%	11
Other (please specify)		25.7%	9
<i>answered question</i>			<b>35</b>
<i>skipped question</i>			<b>111</b>











50. Pick the top 3 items from this survey, write down the item number, and tell us why the item was of importance or concern. Please add suggestions for improvement.		
		Response Count
		52
<i>answered question</i>		<b>52</b>
<i>skipped question</i>		<b>94</b>

51. What is your gender?			
		Response Percent	Response Count
Female		67.4%	97
Male		32.6%	47
<i>answered question</i>			<b>144</b>
<i>skipped question</i>			<b>2</b>



52. What is your age?			Response Percent	Response Count
Under 18			3.5%	5
<b>18-20</b>			<b>30.1%</b>	43
21-24			20.3%	29
25-29			11.2%	16
30-39			18.2%	26
40-49			13.3%	19
50-59			2.8%	4
60+			0.7%	1
			<b>answered question</b>	<b>143</b>
			<b>skipped question</b>	<b>3</b>







53. What is your primary ethnicity?			Response Percent	Response Count
African American/Black			2.1%	3
Asian			27.1%	39
Filipino			8.3%	12
Hispanic/Latino			14.6%	21
Middle Eastern			1.4%	2
Native American			0.7%	1
Pacific Islander			1.4%	2
<b>White</b>			<b>29.9%</b>	43
Decline to state			11.1%	16
Other (please specify)			3.5%	5
			<b>answered question</b>	<b>144</b>
			<b>skipped question</b>	<b>2</b>





**54. What is the primary language spoken in your home?**

		Response Percent	Response Count
English		59.4%	85
Arabic		0.0%	0
Chinese		9.1%	13
Farsi		1.4%	2
Hindi		4.2%	6
Japanese		0.7%	1
Korean		0.7%	1
Russian		0.0%	0
Spanish		7.0%	10
Tagalog		3.5%	5
Vietnamese		1.4%	2
Other (please specify)		12.6%	18
		<b>answered question</b>	<b>143</b>
		<b>skipped question</b>	<b>3</b>





**55. Do you have a disability?**

		Response Percent	Response Count
Yes		9.5%	13
No		90.5%	124
		<b>answered question</b>	<b>137</b>
		<b>skipped question</b>	<b>9</b>





56. What is your current employment status?			Response Percent	Response Count
Not employed			37.9%	55
Part-time (less than 10 hours a week)			10.3%	15
Part-time (10-19 hours a week)			12.4%	18
Part-time (20-29 hours a week)			11.7%	17
Full-time (30-40 hours a week)			20.7%	30
More than full-time (more than 40 hours a week)			6.9%	10
			<b>answered question</b>	<b>145</b>
			<b>skipped question</b>	<b>1</b>

57. Where are you currently taking Ohlone classes? (Check all that apply)			Response Percent	Response Count
Fremont campus			57.5%	84
Newark campus			100.0%	146
Online			26.0%	38
Another off-campus site			2.1%	3
			<b>answered question</b>	<b>146</b>
			<b>skipped question</b>	<b>0</b>






**58. When are you primarily attending Ohlone classes this semester?**

		Response Percent	Response Count
Day only		36.3%	53
Evening only		24.7%	36
<b>Day and evening</b>		<b>38.4%</b>	56
Weekends only		0.7%	1
		<i>answered question</i>	<b>146</b>
		<i>skipped question</i>	<b>0</b>













**59. How many units are you taking at Ohlone this semester?**



















		Response Percent	Response Count
Less than 6 units		22.1%	32
6-11.5 units		33.1%	48
<b>12-17.5 units</b>		<b>38.6%</b>	56
18 units or more		6.2%	9
		<i>answered question</i>	<b>145</b>
		<i>skipped question</i>	<b>1</b>

**60. How many semesters have you attended Ohlone, including this one?**

		Response Percent	Response Count
One		12.5%	18
Two		17.4%	25
Three		16.0%	23
Four		18.1%	26
<b>Five or more</b>		<b>36.1%</b>	<b>52</b>
		<b><i>answered question</i></b>	<b>144</b>
		<b><i>skipped question</i></b>	<b>2</b>

**61. What is your current primary educational goal at Ohlone? (Select only one)**

		Response Percent	Response Count
<b>Transfer after obtaining AA/AS</b>		<b>46.2%</b>	<b>67</b>
Obtain AA/AS, not transfer		9.0%	13
Transfer without AA/AS		17.9%	26
Obtain vocational degree		2.1%	3
Obtain a certificate		5.5%	8
Maintain certificate or license		1.4%	2
Formulate career plans		2.1%	3
Acquire job skills		1.4%	2
Update job skills		4.1%	6
Basic skills improvement		2.1%	3
GED/high school		0.0%	0
Leisure/Personal enrichment		2.8%	4
Undecided		5.5%	8
		<b><i>answered question</i></b>	<b>145</b>
		<b><i>skipped question</i></b>	<b>1</b>

62. Please identify your major. (Select only one)			Response Percent	Response Count
Administration of Justice			4.2%	6
Biotechnology			2.1%	3
Business (including Administration, Accounting)			10.5%	15
Computer Science (including Computer Engineering, Networks)			6.3%	9
Deaf Studies/ASL/Interpreter Prep			2.1%	3
Early Childhood Studies			2.8%	4
English/Journalism			0.0%	0
Exercise Science/Athletic Training			0.0%	0
Entertainment Design Technology/Broadcasting			0.7%	1
Graphic Arts/Multimedia/Interior Design			3.5%	5
<b>Health Sciences (Nursing, PTA, RT)</b>			<b>20.3%</b>	29
Liberal Arts			2.1%	3
Mathematics/Engineering			5.6%	8
Music			2.1%	3
Natural Sciences (including Biology, Chemistry, Physics, Geology)			4.2%	6
Real Estate			0.7%	1
Social Sciences			5.6%	8
Speech Communication			0.7%	1
Undecided			11.9%	17
Other (please specify)			14.7%	21
			<b>answered question</b>	<b>143</b>
			<b>skipped question</b>	<b>3</b>