

# Student Opinion Survey Spring 2009

| 1. Ohlone College offers a variety of courses to meet my needs and interests. |                    |                    |           |             |            |                |
|---|--------------------|--------------------|-----------|-------------|------------|----------------|
|   | Strong 'Yes'       | 'Yes'              | 'No'      | Strong 'No' | No opinion | Response Count |
| Agree?  | 29.4% (70)         | <b>61.8% (147)</b> | 7.6% (18) | 0.8% (2)    | 0.4% (1)   | 238            |
| Important?  | <b>61.5% (139)</b> | 35.8% (81)         | 1.3% (3)  | 0.0% (0)    | 1.3% (3)   | 226            |
| <i>answered question</i>  |                    |                    |           |             |            | <b>238</b>     |
| <i>skipped question</i>   |                    |                    |           |             |            | <b>0</b>       |

| 2. Courses at Ohlone are preparing me for my career or educational goal. |                    |                    |           |             |            |                |
|--|--------------------|--------------------|-----------|-------------|------------|----------------|
|  | Strong 'Yes'       | 'Yes'              | 'No'      | Strong 'No' | No opinion | Response Count |
| Agree?   | 27.4% (65)         | <b>62.9% (149)</b> | 7.6% (18) | 0.0% (0)    | 2.1% (5)   | 237            |
| Important?   | <b>63.3% (143)</b> | 34.1% (77)         | 1.8% (4)  | 0.0% (0)    | 0.9% (2)   | 226            |
| <i>answered question</i>   |                    |                    |           |             |            | <b>238</b>     |
| <i>skipped question</i>  |                    |                    |           |             |            | <b>0</b>       |

| 3. My instructors are highly skilled teachers and come to classes well prepared. |                    |                    |            |             |            |                |
|--|--------------------|--------------------|------------|-------------|------------|----------------|
|  | Strong 'Yes'       | 'Yes'              | 'No'       | Strong 'No' | No opinion | Response Count |
| Agree?   | 27.0% (64)         | <b>58.2% (138)</b> | 10.1% (24) | 0.0% (0)    | 4.6% (11)  | 237            |
| Important?   | <b>66.7% (150)</b> | 31.6% (71)         | 0.0% (0)   | 0.0% (0)    | 1.8% (4)   | 225            |
| <i>answered question</i>   |                    |                    |            |             |            | <b>237</b>     |
| <i>skipped question</i>  |                    |                    |            |             |            | <b>1</b>       |

| 4. My instructors are available to talk with me about my questions and concerns outside of class. |                          |                    |           |             |            |                |
|---|--------------------------|--------------------|-----------|-------------|------------|----------------|
|   | Strong 'Yes'             | 'Yes'              | 'No'      | Strong 'No' | No opinion | Response Count |
| Agree?  | 36.1% (86)               | <b>53.8% (128)</b> | 6.7% (16) | 0.8% (2)    | 2.5% (6)   | 238            |
| Important?  | <b>55.5% (126)</b>       | 38.3% (87)         | 4.0% (9)  | 0.0% (0)    | 2.2% (5)   | 227            |
|   | <i>answered question</i> |                    |           |             |            | <b>238</b>     |
|   | <i>skipped question</i>  |                    |           |             |            | <b>0</b>       |

| 5. My instructors have been fair in their grading. |                          |                    |            |             |            |                |
|--|--------------------------|--------------------|------------|-------------|------------|----------------|
|  | Strong 'Yes'             | 'Yes'              | 'No'       | Strong 'No' | No opinion | Response Count |
| Agree?   | 24.8% (59)               | <b>60.1% (143)</b> | 11.3% (27) | 1.3% (3)    | 2.5% (6)   | 238            |
| Important?   | <b>58.1% (132)</b>       | 38.8% (88)         | 1.3% (3)   | 0.0% (0)    | 1.8% (4)   | 227            |
|  | <i>answered question</i> |                    |            |             |            | <b>238</b>     |
|  | <i>skipped question</i>  |                    |            |             |            | <b>0</b>       |

| 6. My instructors give practical examples of how theories apply to real life. |                          |                    |            |             |            |                |
|---|--------------------------|--------------------|------------|-------------|------------|----------------|
|   | Strong 'Yes'             | 'Yes'              | 'No'       | Strong 'No' | No opinion | Response Count |
| Agree?  | 22.7% (54)               | <b>59.7% (142)</b> | 13.9% (33) | 1.7% (4)    | 2.1% (5)   | 238            |
| Important?  | <b>46.7% (105)</b>       | 44.4% (100)        | 4.9% (11)  | 0.4% (1)    | 3.6% (8)   | 225            |
|   | <i>answered question</i> |                    |            |             |            | <b>238</b>     |
|   | <i>skipped question</i>  |                    |            |             |            | <b>0</b>       |

| 7. The quality of instruction is excellent at Ohlone. |                          |                    |            |             |            |                |
|---|--------------------------|--------------------|------------|-------------|------------|----------------|
|   | Strong 'Yes'             | 'Yes'              | 'No'       | Strong 'No' | No opinion | Response Count |
| Agree?  | 17.7% (42)               | <b>62.9% (149)</b> | 12.7% (30) | 2.1% (5)    | 4.6% (11)  | 237            |
| Important?  | <b>56.7% (127)</b>       | 40.6% (91)         | 2.2% (5)   | 0.0% (0)    | 0.4% (1)   | 224            |
|   | <i>answered question</i> |                    |            |             |            | <b>238</b>     |
|   | <i>skipped question</i>  |                    |            |             |            | <b>0</b>       |

| 8. My instructors are responsive to my individual needs. |                          |                    |            |             |            |                |
|--|--------------------------|--------------------|------------|-------------|------------|----------------|
|  | Strong 'Yes'             | 'Yes'              | 'No'       | Strong 'No' | No opinion | Response Count |
| Agree?   | 17.6% (42)               | <b>57.1% (136)</b> | 15.5% (37) | 1.3% (3)    | 8.4% (20)  | 238            |
| Important?   | <b>48.9% (110)</b>       | 39.6% (89)         | 5.3% (12)  | 0.0% (0)    | 6.2% (14)  | 225            |
|  | <i>answered question</i> |                    |            |             |            | <b>238</b>     |
|  | <i>skipped question</i>  |                    |            |             |            | <b>0</b>       |

| 9. My instructors encourage me to be actively involved and participate in class. |                          |                    |            |             |            |                |
|--|--------------------------|--------------------|------------|-------------|------------|----------------|
|  | Strong 'Yes'             | 'Yes'              | 'No'       | Strong 'No' | No opinion | Response Count |
| Agree?   | 22.7% (54)               | <b>59.2% (141)</b> | 13.0% (31) | 1.7% (4)    | 3.4% (8)   | 238            |
| Important?   | 25.3% (57)               | <b>48.4% (109)</b> | 20.0% (45) | 2.2% (5)    | 4.0% (9)   | 225            |
|  | <i>answered question</i> |                    |            |             |            | <b>238</b>     |
|  | <i>skipped question</i>  |                    |            |             |            | <b>0</b>       |

| 10. Courses I need are offered at the times that are convenient to my schedule. |                          |                    |            |             |            |                |
|---|--------------------------|--------------------|------------|-------------|------------|----------------|
|   | Strong 'Yes'             | 'Yes'              | 'No'       | Strong 'No' | No opinion | Response Count |
| Agree?  | 10.5% (25)               | <b>42.6% (101)</b> | 36.7% (87) | 7.2% (17)   | 3.0% (7)   | 237            |
| Important?  | <b>59.9% (136)</b>       | 34.8% (79)         | 2.6% (6)   | 1.3% (3)    | 1.3% (3)   | 227            |
|   | <i>answered question</i> |                    |            |             |            | <b>237</b>     |
|   | <i>skipped question</i>  |                    |            |             |            | <b>1</b>       |

| 11. My instructors encourage students to examine different points of view. |                          |                    |            |             |            |                |
|--|--------------------------|--------------------|------------|-------------|------------|----------------|
|  | Strong 'Yes'             | 'Yes'              | 'No'       | Strong 'No' | No opinion | Response Count |
| Agree?   | 16.5% (39)               | <b>58.2% (138)</b> | 18.6% (44) | 2.1% (5)    | 4.6% (11)  | 237            |
| Important?   | 33.8% (77)               | <b>48.2% (110)</b> | 9.6% (22)  | 0.4% (1)    | 7.9% (18)  | 228            |
|  | <i>answered question</i> |                    |            |             |            | <b>237</b>     |
|  | <i>skipped question</i>  |                    |            |             |            | <b>1</b>       |

| 12. My instructors engage me in learning by using technology in the classroom. |                          |                    |            |             |            |                |
|--|--------------------------|--------------------|------------|-------------|------------|----------------|
|  | Strong 'Yes'             | 'Yes'              | 'No'       | Strong 'No' | No opinion | Response Count |
| Agree?   | 18.2% (43)               | <b>57.6% (136)</b> | 18.6% (44) | 1.7% (4)    | 3.8% (9)   | 236            |
| Important?   | 28.6% (65)               | <b>43.6% (99)</b>  | 22.0% (50) | 0.9% (2)    | 4.8% (11)  | 227            |
|  | <i>answered question</i> |                    |            |             |            | <b>236</b>     |
|  | <i>skipped question</i>  |                    |            |             |            | <b>2</b>       |

| 13. Sufficient tutoring resources are available in a variety of subjects. |                          |                    |            |             |            |                |
|---|--------------------------|--------------------|------------|-------------|------------|----------------|
|   | Strong 'Yes'             | 'Yes'              | 'No'       | Strong 'No' | No opinion | Response Count |
| Agree?  | 14.3% (34)               | <b>52.5% (125)</b> | 14.3% (34) | 1.7% (4)    | 17.2% (41) | 238            |
| Important?  | 39.2% (89)               | <b>43.2% (98)</b>  | 5.3% (12)  | 1.3% (3)    | 11.0% (25) | 227            |
|   | <i>answered question</i> |                    |            |             |            | <b>238</b>     |
|   | <i>skipped question</i>  |                    |            |             |            | <b>0</b>       |

| 14. My grade in a class has improved because I used the on-campus tutoring services. |                          |            |            |             |                   |                |
|--|--------------------------|------------|------------|-------------|-------------------|----------------|
|  | Strong 'Yes'             | 'Yes'      | 'No'       | Strong 'No' | No opinion        | Response Count |
| Agree?   | 9.2% (22)                | 22.7% (54) | 28.6% (68) | 4.6% (11)   | <b>34.9% (83)</b> | 238            |
| Important?   | 22.9% (52)               | 27.8% (63) | 16.3% (37) | 2.2% (5)    | <b>30.8% (70)</b> | 227            |
|  | <i>answered question</i> |            |            |             |                   | <b>238</b>     |
|  | <i>skipped question</i>  |            |            |             |                   | <b>0</b>       |

| 15. The Ohlone library/learning resource center provides me access to the information I need for my assignments. |                          |                    |           |             |            |                |
|--|--------------------------|--------------------|-----------|-------------|------------|----------------|
|  | Strong 'Yes'             | 'Yes'              | 'No'      | Strong 'No' | No opinion | Response Count |
| Agree?   | 20.3% (48)               | <b>48.3% (114)</b> | 8.9% (21) | 2.1% (5)    | 20.3% (48) | 236            |
| Important?   | <b>38.8% (88)</b>        | 36.1% (82)         | 4.8% (11) | 0.4% (1)    | 19.8% (45) | 227            |
|  | <i>answered question</i> |                    |           |             |            | <b>237</b>     |
|  | <i>skipped question</i>  |                    |           |             |            | <b>1</b>       |

| 16. The current library hours meet my research and study needs. |                          |                    |            |             |            |                |
|---|--------------------------|--------------------|------------|-------------|------------|----------------|
|   | Strong 'Yes'             | 'Yes'              | 'No'       | Strong 'No' | No opinion | Response Count |
| Agree?  | 14.3% (34)               | <b>47.1% (112)</b> | 11.8% (28) | 3.4% (8)    | 23.5% (56) | 238            |
| Important?  | 30.3% (69)               | <b>40.8% (93)</b>  | 4.8% (11)  | 0.9% (2)    | 23.2% (53) | 228            |
|   | <i>answered question</i> |                    |            |             |            | <b>238</b>     |
|   | <i>skipped question</i>  |                    |            |             |            | <b>0</b>       |

| 17. The information provided during Orientation was helpful to me. |                          |            |            |             |                   |                |
|--|--------------------------|------------|------------|-------------|-------------------|----------------|
|  | Strong 'Yes'             | 'Yes'      | 'No'       | Strong 'No' | No opinion        | Response Count |
| Agree?   | 9.3% (22)                | 32.5% (77) | 19.0% (45) | 2.5% (6)    | <b>36.7% (87)</b> | 237            |
| Important?   | 19.3% (44)               | 30.3% (69) | 12.7% (29) | 2.6% (6)    | <b>35.1% (80)</b> | 228            |
|  | <i>answered question</i> |            |            |             |                   | <b>238</b>     |
|  | <i>skipped question</i>  |            |            |             |                   | <b>0</b>       |

| 18. It is convenient, either through WebAdvisor or at the Admissions and Records window or the Student Services center, to register for classes. |                          |                    |          |             |            |                |
|--|--------------------------|--------------------|----------|-------------|------------|----------------|
|  | Strong 'Yes'             | 'Yes'              | 'No'     | Strong 'No' | No opinion | Response Count |
| Agree?   | 45.8% (109)              | <b>47.1% (112)</b> | 2.5% (6) | 0.8% (2)    | 3.8% (9)   | 238            |
| Important?   | <b>59.4% (136)</b>       | 36.2% (83)         | 0.9% (2) | 0.0% (0)    | 3.5% (8)   | 229            |
|  | <i>answered question</i> |                    |          |             |            | <b>238</b>     |
|  | <i>skipped question</i>  |                    |          |             |            | <b>0</b>       |

| 19. Counselors are available when I need to see them. |                          |                    |            |             |            |                |
|---|--------------------------|--------------------|------------|-------------|------------|----------------|
|   | Strong 'Yes'             | 'Yes'              | 'No'       | Strong 'No' | No opinion | Response Count |
| Agree?  | 18.1% (43)               | <b>48.5% (115)</b> | 19.8% (47) | 4.2% (10)   | 9.3% (22)  | 237            |
| Important?  | <b>49.6% (113)</b>       | 40.8% (93)         | 2.2% (5)   | 0.0% (0)    | 7.5% (17)  | 228            |
|   | <i>answered question</i> |                    |            |             |            | <b>237</b>     |
|   | <i>skipped question</i>  |                    |            |             |            | <b>1</b>       |

| 20. There are adequate support services for evening-only students. |                          |            |            |             |                   |                |
|--|--------------------------|------------|------------|-------------|-------------------|----------------|
|  | Strong 'Yes'             | 'Yes'      | 'No'       | Strong 'No' | No opinion        | Response Count |
| Agree?   | 6.8% (16)                | 30.8% (73) | 17.3% (41) | 4.6% (11)   | <b>40.5% (96)</b> | 237            |
| Important?   | 21.9% (50)               | 35.1% (80) | 5.7% (13)  | 0.9% (2)    | <b>36.4% (83)</b> | 228            |
|  | <i>answered question</i> |            |            |             |                   | <b>237</b>     |
|  | <i>skipped question</i>  |            |            |             |                   | <b>1</b>       |

| 21. There are adequate support services for Newark Center students. |                          |            |           |             |                    |                |
|---|--------------------------|------------|-----------|-------------|--------------------|----------------|
|   | Strong 'Yes'             | 'Yes'      | 'No'      | Strong 'No' | No opinion         | Response Count |
| Agree?  | 8.0% (19)                | 34.9% (83) | 9.7% (23) | 2.5% (6)    | <b>45.0% (107)</b> | 238            |
| Important?  | 24.6% (56)               | 30.3% (69) | 3.5% (8)  | 0.9% (2)    | <b>40.8% (93)</b>  | 228            |
|   | <i>answered question</i> |            |           |             |                    | <b>238</b>     |
|   | <i>skipped question</i>  |            |           |             |                    | <b>0</b>       |

| <b>22. The information in the printed class schedule is helpful and easy to understand.</b> |                                 |                    |             |                    |                   |                       |
|---|---------------------------------|--------------------|-------------|--------------------|-------------------|-----------------------|
|   | <b>Strong 'Yes'</b>             | <b>'Yes'</b>       | <b>'No'</b> | <b>Strong 'No'</b> | <b>No opinion</b> | <b>Response Count</b> |
| Agree?  | 21.0% (50)                      | <b>60.9% (145)</b> | 8.4% (20)   | 2.1% (5)           | 7.6% (18)         | 238                   |
| Important?  | 38.0% (87)                      | <b>50.7% (116)</b> | 3.9% (9)    | 0.4% (1)           | 7.0% (16)         | 229                   |
|   | <b><i>answered question</i></b> |                    |             |                    |                   | <b>238</b>            |
|   | <b><i>skipped question</i></b>  |                    |             |                    |                   | <b>0</b>              |

| <b>23. I have used the requirements for degrees or certificates in the catalog to plan my educational/career goals.</b> |                                 |                    |             |                    |                   |                       |
|---|---------------------------------|--------------------|-------------|--------------------|-------------------|-----------------------|
|   | <b>Strong 'Yes'</b>             | <b>'Yes'</b>       | <b>'No'</b> | <b>Strong 'No'</b> | <b>No opinion</b> | <b>Response Count</b> |
| Agree?  | 27.3% (65)                      | <b>50.8% (121)</b> | 10.9% (26)  | 2.1% (5)           | 8.8% (21)         | 238                   |
| Important?  | <b>44.1% (101)</b>              | 41.9% (96)         | 3.9% (9)    | 1.3% (3)           | 8.7% (20)         | 229                   |
|   | <b><i>answered question</i></b> |                    |             |                    |                   | <b>238</b>            |
|   | <b><i>skipped question</i></b>  |                    |             |                    |                   | <b>0</b>              |

| <b>24. I receive the assistance I need in academic advising and educational planning.</b> |                                 |                    |             |                    |                   |                       |
|---|---------------------------------|--------------------|-------------|--------------------|-------------------|-----------------------|
|   | <b>Strong 'Yes'</b>             | <b>'Yes'</b>       | <b>'No'</b> | <b>Strong 'No'</b> | <b>No opinion</b> | <b>Response Count</b> |
| Agree?  | 17.2% (41)                      | <b>51.7% (123)</b> | 13.4% (32)  | 5.0% (12)          | 12.6% (30)        | 238                   |
| Important?  | <b>50.9% (117)</b>              | 35.7% (82)         | 2.2% (5)    | 0.9% (2)           | 10.4% (24)        | 230                   |
|   | <b><i>answered question</i></b> |                    |             |                    |                   | <b>238</b>            |
|   | <b><i>skipped question</i></b>  |                    |             |                    |                   | <b>0</b>              |

| 25. I am satisfied with the information I receive about career and transfer options. |                          |                    |            |             |            |                |
|--|--------------------------|--------------------|------------|-------------|------------|----------------|
|  | Strong 'Yes'             | 'Yes'              | 'No'       | Strong 'No' | No opinion | Response Count |
| Agree?   | 14.8% (35)               | <b>47.7% (113)</b> | 20.7% (49) | 4.2% (10)   | 12.7% (30) | 237            |
| Important?   | <b>49.6% (113)</b>       | 35.5% (81)         | 3.9% (9)   | 0.4% (1)    | 10.5% (24) | 228            |
|  | <i>answered question</i> |                    |            |             |            | <b>237</b>     |
|  | <i>skipped question</i>  |                    |            |             |            | <b>1</b>       |

| 26. The waitlist process has made it more efficient to register for the classes I want. |                          |                    |            |             |            |                |
|---|--------------------------|--------------------|------------|-------------|------------|----------------|
|   | Strong 'Yes'             | 'Yes'              | 'No'       | Strong 'No' | No opinion | Response Count |
| Agree?  | 13.9% (33)               | <b>49.4% (117)</b> | 15.6% (37) | 6.3% (15)   | 14.8% (35) | 237            |
| Important?  | 34.4% (77)               | <b>43.3% (97)</b>  | 7.1% (16)  | 0.9% (2)    | 14.3% (32) | 224            |
|   | <i>answered question</i> |                    |            |             |            | <b>237</b>     |
|   | <i>skipped question</i>  |                    |            |             |            | <b>1</b>       |

| 27. I receive satisfactory assistance from the Admissions and Records staff. |                          |                    |            |             |            |                |
|--|--------------------------|--------------------|------------|-------------|------------|----------------|
|  | Strong 'Yes'             | 'Yes'              | 'No'       | Strong 'No' | No opinion | Response Count |
| Agree?   | 8.8% (21)                | <b>47.1% (112)</b> | 14.3% (34) | 4.2% (10)   | 25.6% (61) | 238            |
| Important?   | 32.8% (75)               | <b>39.3% (90)</b>  | 6.1% (14)  | 0.0% (0)    | 21.8% (50) | 229            |
|  | <i>answered question</i> |                    |            |             |            | <b>238</b>     |
|  | <i>skipped question</i>  |                    |            |             |            | <b>0</b>       |

| 28. The Financial Aid staff provide me with good customer service. |                          |            |           |             |                    |                |
|--|--------------------------|------------|-----------|-------------|--------------------|----------------|
|  | Strong 'Yes'             | 'Yes'      | 'No'      | Strong 'No' | No opinion         | Response Count |
| Agree?   | 10.5% (25)               | 30.3% (72) | 7.1% (17) | 3.4% (8)    | <b>48.7% (116)</b> | 238            |
| Important?   | 30.3% (69)               | 25.9% (59) | 3.1% (7)  | 0.9% (2)    | <b>39.9% (91)</b>  | 228            |
|  | <i>answered question</i> |            |           |             |                    | <b>238</b>     |
|  | <i>skipped question</i>  |            |           |             |                    | <b>0</b>       |

| 29. I am satisfied with the quality and service available in the Cafeteria, food courts, and the vending machines. |                          |                   |            |             |            |                |
|--|--------------------------|-------------------|------------|-------------|------------|----------------|
|  | Strong 'Yes'             | 'Yes'             | 'No'       | Strong 'No' | No opinion | Response Count |
| Agree?   | 9.2% (22)                | <b>37.0% (88)</b> | 17.6% (42) | 11.8% (28)  | 24.4% (58) | 238            |
| Important?   | 28.4% (65)               | <b>35.8% (82)</b> | 8.7% (20)  | 2.6% (6)    | 24.5% (56) | 229            |
|  | <i>answered question</i> |                   |            |             |            | <b>238</b>     |
|  | <i>skipped question</i>  |                   |            |             |            | <b>0</b>       |

| 30. Campus security officers are responsive. |                          |                   |           |             |            |                |
|--|--------------------------|-------------------|-----------|-------------|------------|----------------|
|  | Strong 'Yes'             | 'Yes'             | 'No'      | Strong 'No' | No opinion | Response Count |
| Agree?                                       | 12.6% (30)               | <b>37.8% (90)</b> | 8.8% (21) | 5.0% (12)   | 35.7% (85) | 238            |
| Important?                                   | 33.2% (76)               | <b>33.6% (77)</b> | 5.7% (13) | 1.3% (3)    | 26.2% (60) | 229            |
|  | <i>answered question</i> |                   |           |             |            | <b>238</b>     |
|  | <i>skipped question</i>  |                   |           |             |            | <b>0</b>       |

| 31. I am satisfied with the availability of textbooks in the Bookstore. |                          |                    |            |             |            |                |
|---|--------------------------|--------------------|------------|-------------|------------|----------------|
|   | Strong 'Yes'             | 'Yes'              | 'No'       | Strong 'No' | No opinion | Response Count |
| Agree?  | 7.2% (17)                | <b>54.0% (128)</b> | 21.9% (52) | 9.3% (22)   | 7.6% (18)  | 237            |
| Important?  | <b>44.3% (101)</b>       | 43.9% (100)        | 3.9% (9)   | 1.3% (3)    | 6.6% (15)  | 228            |
|   | <i>answered question</i> |                    |            |             |            | <b>237</b>     |
|   | <i>skipped question</i>  |                    |            |             |            | <b>1</b>       |

| 32. I receive good customer service at the Bookstore. |                          |                    |           |             |            |                |
|---|--------------------------|--------------------|-----------|-------------|------------|----------------|
|   | Strong 'Yes'             | 'Yes'              | 'No'      | Strong 'No' | No opinion | Response Count |
| Agree?  | 29.1% (69)               | <b>59.1% (140)</b> | 5.1% (12) | 2.1% (5)    | 4.6% (11)  | 237            |
| Important?  | <b>46.9% (107)</b>       | 44.3% (101)        | 3.5% (8)  | 0.4% (1)    | 4.8% (11)  | 228            |
|   | <i>answered question</i> |                    |           |             |            | <b>238</b>     |
|   | <i>skipped question</i>  |                    |           |             |            | <b>0</b>       |

| 33. I am satisfied with the service received at the Student Health Center. |                          |            |          |             |                    |                |
|--|--------------------------|------------|----------|-------------|--------------------|----------------|
|  | Strong 'Yes'             | 'Yes'      | 'No'     | Strong 'No' | No opinion         | Response Count |
| Agree?   | 13.9% (33)               | 25.6% (61) | 2.9% (7) | 0.4% (1)    | <b>57.1% (136)</b> | 238            |
| Important?   | 25.4% (58)               | 26.3% (60) | 1.8% (4) | 0.4% (1)    | <b>46.1% (105)</b> | 228            |
|  | <i>answered question</i> |            |          |             |                    | <b>238</b>     |
|  | <i>skipped question</i>  |            |          |             |                    | <b>0</b>       |

| <b>34. My experiences at Ohlone have been consistent with what I expected from college publications and/or college representatives.</b> |                          |                    |             |                    |                   |                       |
|---|--------------------------|--------------------|-------------|--------------------|-------------------|-----------------------|
|   | <b>Strong 'Yes'</b>      | <b>'Yes'</b>       | <b>'No'</b> | <b>Strong 'No'</b> | <b>No opinion</b> | <b>Response Count</b> |
| Agree?  | 16.0% (38)               | <b>58.0% (138)</b> | 7.1% (17)   | 0.8% (2)           | 18.1% (43)        | 238                   |
| Important?  | 28.4% (65)               | <b>48.5% (111)</b> | 4.8% (11)   | 0.0% (0)           | 18.3% (42)        | 229                   |
|   | <i>answered question</i> |                    |             |                    |                   | <b>238</b>            |
|   | <i>skipped question</i>  |                    |             |                    |                   | <b>0</b>              |

| <b>35. I have found the Ohlone campuses to be positive and supportive environments to pursue an education.</b> |                          |                    |             |                    |                   |                       |
|--|--------------------------|--------------------|-------------|--------------------|-------------------|-----------------------|
|  | <b>Strong 'Yes'</b>      | <b>'Yes'</b>       | <b>'No'</b> | <b>Strong 'No'</b> | <b>No opinion</b> | <b>Response Count</b> |
| Agree?   | 21.4% (51)               | <b>66.0% (157)</b> | 7.6% (18)   | 0.0% (0)           | 5.0% (12)         | 238                   |
| Important?   | 41.9% (96)               | <b>49.3% (113)</b> | 2.2% (5)    | 0.0% (0)           | 6.6% (15)         | 229                   |
|  | <i>answered question</i> |                    |             |                    |                   | <b>238</b>            |
|  | <i>skipped question</i>  |                    |             |                    |                   | <b>0</b>              |

| <b>36. The student government effectively represents student interests.</b> |                          |              |             |                    |                    |                       |
|---|--------------------------|--------------|-------------|--------------------|--------------------|-----------------------|
|   | <b>Strong 'Yes'</b>      | <b>'Yes'</b> | <b>'No'</b> | <b>Strong 'No'</b> | <b>No opinion</b>  | <b>Response Count</b> |
| Agree?  | 6.7% (16)                | 21.0% (50)   | 12.6% (30)  | 5.5% (13)          | <b>54.2% (129)</b> | 238                   |
| Important?  | 18.9% (43)               | 24.6% (56)   | 6.6% (15)   | 2.6% (6)           | <b>47.4% (108)</b> | 228                   |
|   | <i>answered question</i> |              |             |                    |                    | <b>238</b>            |
|   | <i>skipped question</i>  |              |             |                    |                    | <b>0</b>              |

| <b>37. I am interested in events, clubs, and activities if they are offered at a time when I can attend.</b> |                          |              |             |                    |                   |                       |
|--|--------------------------|--------------|-------------|--------------------|-------------------|-----------------------|
|  | <b>Strong 'Yes'</b>      | <b>'Yes'</b> | <b>'No'</b> | <b>Strong 'No'</b> | <b>No opinion</b> | <b>Response Count</b> |
| Agree?   | 13.9% (33)               | 31.1% (74)   | 21.0% (50)  | 2.5% (6)           | <b>31.5% (75)</b> | 238                   |
| Important?   | 19.2% (44)               | 27.5% (63)   | 16.2% (37)  | 2.6% (6)           | <b>34.5% (79)</b> | 229                   |
|  | <i>answered question</i> |              |             |                    |                   | <b>238</b>            |
|  | <i>skipped question</i>  |              |             |                    |                   | <b>0</b>              |

| <b>38. Ohlone College personnel treat all students with equal respect regardless of their age, ancestry, color, disability, gender, marital status, national origin, parental status, race, religion, sexual orientation, or veteran status.</b> |                          |                    |             |                    |                   |                       |
|--|--------------------------|--------------------|-------------|--------------------|-------------------|-----------------------|
|  | <b>Strong 'Yes'</b>      | <b>'Yes'</b>       | <b>'No'</b> | <b>Strong 'No'</b> | <b>No opinion</b> | <b>Response Count</b> |
| Agree?   | 26.6% (63)               | <b>52.7% (125)</b> | 5.5% (13)   | 0.8% (2)           | 14.3% (34)        | 237                   |
| Important?   | <b>47.8% (109)</b>       | 36.4% (83)         | 3.1% (7)    | 0.0% (0)           | 12.7% (29)        | 228                   |
|  | <i>answered question</i> |                    |             |                    |                   | <b>237</b>            |
|  | <i>skipped question</i>  |                    |             |                    |                   | <b>1</b>              |

| <b>39. The faculty and staff at Ohlone are sufficiently diverse to meet the needs of students.</b> |                          |                    |             |                    |                   |                       |
|--|--------------------------|--------------------|-------------|--------------------|-------------------|-----------------------|
|  | <b>Strong 'Yes'</b>      | <b>'Yes'</b>       | <b>'No'</b> | <b>Strong 'No'</b> | <b>No opinion</b> | <b>Response Count</b> |
| Agree?   | 21.6% (51)               | <b>57.2% (135)</b> | 7.6% (18)   | 0.4% (1)           | 13.1% (31)        | 236                   |
| Important?   | 34.4% (78)               | <b>47.1% (107)</b> | 3.5% (8)    | 0.9% (2)           | 14.1% (32)        | 227                   |
|  | <i>answered question</i> |                    |             |                    |                   | <b>237</b>            |
|  | <i>skipped question</i>  |                    |             |                    |                   | <b>1</b>              |

| 40. The College promotes positive interaction among students from diverse backgrounds. |                          |                    |           |             |            |                |
|--|--------------------------|--------------------|-----------|-------------|------------|----------------|
|  | Strong 'Yes'             | 'Yes'              | 'No'      | Strong 'No' | No opinion | Response Count |
| Agree?   | 22.8% (54)               | <b>51.1% (121)</b> | 7.6% (18) | 0.8% (2)    | 17.7% (42) | 237            |
| Important?   | 33.3% (76)               | <b>43.0% (98)</b>  | 3.1% (7)  | 0.0% (0)    | 20.6% (47) | 228            |
|  | <i>answered question</i> |                    |           |             |            | <b>237</b>     |
|  | <i>skipped question</i>  |                    |           |             |            | <b>1</b>       |

| 41. The College policies and practices demonstrate appropriate concern for issues of equity and diversity. |                          |                    |           |             |            |                |
|--|--------------------------|--------------------|-----------|-------------|------------|----------------|
|  | Strong 'Yes'             | 'Yes'              | 'No'      | Strong 'No' | No opinion | Response Count |
| Agree?   | 17.4% (41)               | <b>47.0% (111)</b> | 4.2% (10) | 1.3% (3)    | 30.1% (71) | 236            |
| Important?   | 28.0% (63)               | <b>40.9% (92)</b>  | 2.7% (6)  | 1.3% (3)    | 27.1% (61) | 225            |
|  | <i>answered question</i> |                    |           |             |            | <b>236</b>     |
|  | <i>skipped question</i>  |                    |           |             |            | <b>2</b>       |

| 42. I have been made to feel comfortable here by staff and other students. |                          |                    |          |             |            |                |
|--|--------------------------|--------------------|----------|-------------|------------|----------------|
|  | Strong 'Yes'             | 'Yes'              | 'No'     | Strong 'No' | No opinion | Response Count |
| Agree?   | 21.5% (51)               | <b>66.2% (157)</b> | 3.8% (9) | 1.7% (4)    | 6.8% (16)  | 237            |
| Important?   | 38.2% (87)               | <b>50.9% (116)</b> | 1.8% (4) | 0.4% (1)    | 8.8% (20)  | 228            |
|  | <i>answered question</i> |                    |          |             |            | <b>237</b>     |
|  | <i>skipped question</i>  |                    |          |             |            | <b>1</b>       |



| 43. Campus facilities are well-maintained and provide a comfortable environment. |                          |                    |            |             |            |                |
|--|--------------------------|--------------------|------------|-------------|------------|----------------|
|  | Strong 'Yes'             | 'Yes'              | 'No'       | Strong 'No' | No opinion | Response Count |
| Agree?   | 18.1% (43)               | <b>61.2% (145)</b> | 12.2% (29) | 4.6% (11)   | 3.8% (9)   | 237            |
| Important?   | 44.1% (100)              | <b>48.9% (111)</b> | 2.2% (5)   | 0.9% (2)    | 4.0% (9)   | 227            |
|  | <i>answered question</i> |                    |            |             |            | <b>237</b>     |
|  | <i>skipped question</i>  |                    |            |             |            | <b>1</b>       |

| 44. The campuses' landscaped areas are attractive. |                          |                    |            |             |            |                |
|--|--------------------------|--------------------|------------|-------------|------------|----------------|
|  | Strong 'Yes'             | 'Yes'              | 'No'       | Strong 'No' | No opinion | Response Count |
| Agree?   | 19.1% (45)               | <b>51.7% (122)</b> | 14.4% (34) | 7.6% (18)   | 7.2% (17)  | 236            |
| Important?   | 30.7% (70)               | <b>48.2% (110)</b> | 12.7% (29) | 0.9% (2)    | 7.5% (17)  | 228            |
|  | <i>answered question</i> |                    |            |             |            | <b>237</b>     |
|  | <i>skipped question</i>  |                    |            |             |            | <b>1</b>       |



| 45. I feel safe on campus. |                          |                    |          |             |            |                |
|----------------------------|--------------------------|--------------------|----------|-------------|------------|----------------|
|                            | Strong 'Yes'             | 'Yes'              | 'No'     | Strong 'No' | No opinion | Response Count |
| Agree?                     | 27.8% (66)               | <b>62.9% (149)</b> | 3.8% (9) | 0.8% (2)    | 4.6% (11)  | 237            |
| Important?                 | <b>54.4% (124)</b>       | 40.4% (92)         | 1.8% (4) | 0.0% (0)    | 3.5% (8)   | 228            |
|                            | <i>answered question</i> |                    |          |             |            | <b>237</b>     |
|                            | <i>skipped question</i>  |                    |          |             |            | <b>1</b>       |

| 46. I would recommend taking classes at Ohlone College. |                          |                    |           |             |            |                |
|---|--------------------------|--------------------|-----------|-------------|------------|----------------|
|   | Strong 'Yes'             | 'Yes'              | 'No'      | Strong 'No' | No opinion | Response Count |
| Agree?  | 32.5% (77)               | <b>59.1% (140)</b> | 3.0% (7)  | 0.8% (2)    | 4.6% (11)  | 237            |
| Important?  | 35.7% (81)               | <b>45.8% (104)</b> | 6.2% (14) | 0.0% (0)    | 12.3% (28) | 227            |
|   | <i>answered question</i> |                    |           |             |            | <b>237</b>     |
|   | <i>skipped question</i>  |                    |           |             |            | <b>1</b>       |



| 47. If I had it to do over again, I would attend Ohlone College. |                          |                    |            |             |            |                |
|--|--------------------------|--------------------|------------|-------------|------------|----------------|
|  | Strong 'Yes'             | 'Yes'              | 'No'       | Strong 'No' | No opinion | Response Count |
| Agree?   | 27.1% (64)               | <b>48.3% (114)</b> | 10.2% (24) | 3.8% (9)    | 10.6% (25) | 236            |
| Important?   | 32.0% (73)               | <b>43.0% (98)</b>  | 8.8% (20)  | 0.9% (2)    | 15.4% (35) | 228            |
|  | <i>answered question</i> |                    |            |             |            | <b>237</b>     |
|  | <i>skipped question</i>  |                    |            |             |            | <b>1</b>       |

| 48. I have met with a counselor who has assisted me in choosing my classes. |  |                  |                |
|---|--|------------------|----------------|
|   |  | Response Percent | Response Count |
| Yes   |  | 82.2%            | 194            |
| No  |   | 17.8%            | 42             |
|   | <i>answered question</i>   |                  | <b>236</b>     |
|   | <i>skipped question</i>  |                  | <b>2</b>       |



**49. I have met with a counselor to work out a plan to graduate and/or to transfer.**






|     |  | Response Percent         | Response Count |
|-----|--|--------------------------|----------------|
| Yes |  | 77.1%                    | 182            |
| No  |   | 22.9%                    | 54             |
|     |  | <i>answered question</i> | 236            |
|     |  | <i>skipped question</i>  | 2              |

**50. If you answered 'No,' go to the next page; if you answered 'Yes,' please complete the following: The classes my counselor helped me choose minimized class conflicts at registration.**



|     |  | Response Percent         | Response Count |
|-----|--|--------------------------|----------------|
| Yes |  | 78.7%                    | 155            |
| No  |   | 21.3%                    | 42             |
|     |  | <i>answered question</i> | 197            |
|     |  | <i>skipped question</i>  | 41             |

**51. I took all the classes recommended by my counselor.**

|     |   | Response Percent         | Response Count |
|-----|---|--------------------------|----------------|
| Yes |  | 68.2%                    | 131            |
| No  |  | 31.8%                    | 61             |
|     |   | <i>answered question</i> | 192            |
|     |   | <i>skipped question</i>  | 46             |

| 52. If you answered 'No,' please share with us your reasons:                         |   |                          |                |
|--|---|--------------------------|----------------|
|  |   | Response Percent         | Response Count |
| <b>Scheduling conflicts between recommended classes</b>                              |  | 49.4%                    | 38             |
| Recommended class conflicted with another class I wanted to take                     |  | 41.6%                    | 32             |
| Recommended class conflicted with other responsibilities (work, etc.) in my schedule |  | 26.0%                    | 20             |
| I have chosen not to follow the plan I worked out with my counselor                  |  | 11.7%                    | 9              |
| Other (please specify)   |  | 22.1%                    | 17             |
|  |   | <b>answered question</b> | <b>77</b>      |
|  |   | <b>skipped question</b>  | <b>161</b>     |

| 53. Pick the top 3 items from this survey, write down the item number, and tell us why the item was of importance or concern. Please add suggestions for improvement. |  |                          |
|---|--|--------------------------|
|   |  | Response Count           |
|   |  | 54                       |
|   |  | <b>answered question</b> |
|   |  | <b>54</b>                |
|   |  | <b>skipped question</b>  |
|   |  | <b>184</b>               |






| 54. What is your gender? |   |                          |                |
|--------------------------|---|--------------------------|----------------|
|                          |   | Response Percent         | Response Count |
| <b>Female</b>            |  | 51.2%                    | 110            |
| <b>Male</b>              |  | 48.8%                    | 105            |
|                          |   | <b>answered question</b> | <b>215</b>     |
|                          |   | <b>skipped question</b>  | <b>23</b>      |





| 55. What is your age? |                          |  | Response Percent | Response Count |
|-----------------------|--------------------------|--|------------------|----------------|
| Under 18              |                          |  | 3.0%             | 7              |
| <b>18-20</b>          |                          |  | <b>57.6%</b>     | <b>136</b>     |
| 21-24                 |                          |  | 25.0%            | 59             |
| 25-29                 |                          |  | 6.4%             | 15             |
| 30-39                 |                          |  | 4.7%             | 11             |
| 40-49                 |                          |  | 2.1%             | 5              |
| 50-59                 |                          |  | 0.8%             | 2              |
| 60+                   |                          |  | 0.4%             | 1              |
|                       | <b>answered question</b> |  |                  | <b>236</b>     |
|                       | <b>skipped question</b>  |  |                  | <b>2</b>       |





| 56. What is your primary ethnicity? |  |                          | Response Percent | Response Count |
|-------------------------------------|--|--------------------------|------------------|----------------|
| African American/Black              |  |                          | 1.7%             | 4              |
| <b>Asian</b>                        |  |                          | <b>39.9%</b>     | <b>93</b>      |
| Filipino                            |  |                          | 10.7%            | 25             |
| Hispanic/Latino                     |  |                          | 5.2%             | 12             |
| Middle Eastern                      |  |                          | 3.0%             | 7              |
| Native American                     |  |                          | 0.4%             | 1              |
| Pacific Islander                    |  |                          | 0.9%             | 2              |
| White                               |  |                          | 27.0%            | 63             |
| Decline to state                    |  |                          | 5.2%             | 12             |
| Other (please specify)              |  |                          | 6.0%             | 14             |
|                                     |  | <b>answered question</b> |                  | <b>233</b>     |
|                                     |  | <b>skipped question</b>  |                  | <b>5</b>       |





| 57. What is the primary language spoken in your home? |  |                          |                |
|---|--|--------------------------|----------------|
|   |  | Response Percent         | Response Count |
| English   |  | 64.8%                    | 149            |
| Arabic  |  | 0.4%                     | 1              |
| Chinese   |  | 18.3%                    | 42             |
| Farsi   |  | 1.3%                     | 3              |
| Hindi   |  | 2.6%                     | 6              |
| Japanese  |  | 0.0%                     | 0              |
| Korean  |  | 0.0%                     | 0              |
| Russian   |  | 0.4%                     | 1              |
| Spanish   |  | 2.6%                     | 6              |
| Tagalog   |  | 2.2%                     | 5              |
| Vietnamese  |  | 1.3%                     | 3              |
| Other (please specify)                                |  | 6.1%                     | 14             |
|   |  | <b>answered question</b> | <b>230</b>     |
|   |  | <b>skipped question</b>  | <b>8</b>       |






| 58. Do you have a disability? |  |                          |                |
|-------------------------------|--|--------------------------|----------------|
|                               |  | Response Percent         | Response Count |
| Yes                           |  | 6.4%                     | 15             |
| No                            |  | 93.6%                    | 220            |
|                               |  | <b>answered question</b> | <b>235</b>     |
|                               |  | <b>skipped question</b>  | <b>3</b>       |













| 59. What is your current employment status?     |   |                          |                |
|---|---|--------------------------|----------------|
|   |   | Response Percent         | Response Count |
| Not employed                                    |  | 42.1%                    | 99             |
| Part-time (less than 10 hours a week)           |  | 14.9%                    | 35             |
| Part-time (10-19 hours a week)                  |  | 16.6%                    | 39             |
| Part-time (20-29 hours a week)                  |  | 15.7%                    | 37             |
| Full-time (30-40 hours a week)                  |  | 8.5%                     | 20             |
| More than full-time (more than 40 hours a week) |  | 2.1%                     | 5              |
|   |   | <b>answered question</b> | <b>235</b>     |
|   |   | <b>skipped question</b>  | <b>3</b>       |











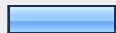








| 60. Where are you currently taking Ohlone classes? (Check all that apply) |  |                          |                |
|---|--|--------------------------|----------------|
|   |  | Response Percent         | Response Count |
| Fremont campus  |  | 91.6%                    | 218            |
| Newark campus   |   | 48.7%                    | 116            |
| Online  |  | 100.0%                   | 238            |
| Another off-campus site   |   | 1.3%                     | 3              |
|   |  | <b>answered question</b> | <b>238</b>     |
|   |  | <b>skipped question</b>  | <b>0</b>       |

| 61. When are you primarily attending Ohlone classes this semester? |   |                          |                |
|--|---|--------------------------|----------------|
|  |   | Response Percent         | Response Count |
| Day only   |  | 31.9%                    | 76             |
| Evening only   |  | 12.2%                    | 29             |
| <b>Day and evening</b>   |  | <b>55.0%</b>             | <b>131</b>     |
| Weekends only  |  | 0.8%                     | 2              |
|  |   | <i>answered question</i> | <b>238</b>     |
|  |   | <i>skipped question</i>  | <b>0</b>       |

| 62. How many units are you taking at Ohlone this semester? |   |                          |                |
|--|---|--------------------------|----------------|
|  |   | Response Percent         | Response Count |
| Less than 6 units  |    | 3.0%                     | 7              |
| 6-11.5 units   |  | 14.0%                    | 33             |
| <b>12-17.5 units</b>                                       |  | <b>68.2%</b>             | <b>161</b>     |
| 18 units or more   |  | 14.8%                    | 35             |
|  |   | <i>answered question</i> | <b>236</b>     |
|  |   | <i>skipped question</i>  | <b>2</b>       |

| 63. How many semesters have you attended Ohlone, including this one? |   |                          |                |
|--|---|--------------------------|----------------|
|  |   | Response Percent         | Response Count |
| One  |  | 8.9%                     | 21             |
| Two  |  | 21.2%                    | 50             |
| Three  |  | 16.1%                    | 38             |
| Four   |  | 22.0%                    | 52             |
| <b>Five or more</b>  |  | <b>31.8%</b>             | <b>75</b>      |
|  |   | <i>answered question</i> | <b>236</b>     |
|  |   | <i>skipped question</i>  | <b>2</b>       |

| 64. What is your current primary educational goal at Ohlone? (Select only one) |   |                          |                |
|--|---|--------------------------|----------------|
|  |   | Response Percent         | Response Count |
| Transfer after obtaining AA/AS   |    | 60.0%                    | 138            |
| Obtain AA/AS, not transfer   |    | 3.9%                     | 9              |
| Transfer without AA/AS   |    | 24.8%                    | 57             |
| Obtain vocational degree   |    | 0.9%                     | 2              |
| Obtain a certificate   |    | 1.7%                     | 4              |
| Maintain certificate or license  |   | 0.0%                     | 0              |
| Formulate career plans   |    | 0.9%                     | 2              |
| Acquire job skills   |    | 0.4%                     | 1              |
| Update job skills  |    | 0.9%                     | 2              |
| Basic skills improvement   |    | 0.4%                     | 1              |
| GED/high school  |   | 0.9%                     | 2              |
| Leisure/Personal enrichment  |  | 0.4%                     | 1              |
| Undecided  |  | 4.8%                     | 11             |
|  |   | <b>answered question</b> | <b>230</b>     |
|  |   | <b>skipped question</b>  | <b>8</b>       |

| 65. Please identify your major. (Select only one)                 |   |                  |                |
|---|---|------------------|----------------|
|   |   | Response Percent | Response Count |
| Administration of Justice   |    | 2.2%             | 5              |
| Biotechnology   |    | 5.4%             | 12             |
| <b>Business (including Administration, Accounting)</b>            |    | <b>20.1%</b>     | <b>45</b>      |
| Computer Science (including Computer Engineering, Networks)       |    | 6.3%             | 14             |
| Deaf Studies/ASL/Interpreter Prep                                 |    | 0.4%             | 1              |
| Early Childhood Studies   |   | 0.0%             | 0              |
| English/Journalism  |    | 0.9%             | 2              |
| Entertainment Design Technology/Broadcasting                      |    | 1.8%             | 4              |
| Environmental Studies   |   | 0.9%             | 2              |
| Exercise Science/Athletic Training                                |  | 1.8%             | 4              |
| Graphic Arts/Multimedia/Interior Design                           |  | 3.6%             | 8              |
| Health Sciences (Nursing, PTA, RT)                                |  | 16.1%            | 36             |
| Liberal Arts  |  | 2.7%             | 6              |
| Mathematics/Engineering   |  | 4.5%             | 10             |
| Music   |  | 1.3%             | 3              |
| Natural Sciences (including Biology, Chemistry, Physics, Geology) |  | 6.3%             | 14             |
| Real Estate   |   | 0.0%             | 0              |
| Social Sciences   |  | 4.5%             | 10             |
| Speech Communication  |  | 5.4%             | 12             |
| Undecided   |  | 11.6%            | 26             |
| Other (please specify)  |  | 4.5%             | 10             |

|  |                          |     |
|--|--------------------------|-----|
|  | <i>answered question</i> | 224 |
|  | <i>skipped question</i>  | 14  |