

# Student Opinion Survey Spring 2009

1. Ohlone College offers a variety of courses to meet my needs and interests.						
	Strong 'Yes'	'Yes'	'No'	Strong 'No'	No opinion	Response Count
Agree?	28.1% (345)	<b>63.1% (774)</b>	6.2% (76)	1.4% (17)	1.2% (15)	1,227
Important?	<b>59.4% (673)</b>	37.4% (424)	1.6% (18)	0.3% (3)	1.3% (15)	1,133
	<i>answered question</i>					<b>1,230</b>
	<i>skipped question</i>					<b>0</b>

2. Courses at Ohlone are preparing me for my career or educational goal.						
	Strong 'Yes'	'Yes'	'No'	Strong 'No'	No opinion	Response Count
Agree?	30.6% (373)	<b>59.6% (726)</b>	5.4% (66)	1.1% (14)	3.2% (39)	1,218
Important?	<b>61.6% (695)</b>	34.2% (386)	1.9% (22)	0.2% (2)	2.1% (24)	1,129
	<i>answered question</i>					<b>1,225</b>
	<i>skipped question</i>					<b>5</b>

3. My instructors are highly skilled teachers and come to classes well prepared.						
	Strong 'Yes'	'Yes'	'No'	Strong 'No'	No opinion	Response Count
Agree?	36.6% (446)	<b>54.7% (667)</b>	5.7% (70)	0.7% (8)	2.4% (29)	1,220
Important?	<b>67.3% (763)</b>	30.5% (346)	0.6% (7)	0.3% (3)	1.2% (14)	1,133
	<i>answered question</i>					<b>1,227</b>
	<i>skipped question</i>					<b>3</b>

4. My instructors are available to talk with me about my questions and concerns outside of class.						
	Strong 'Yes'	'Yes'	'No'	Strong 'No'	No opinion	Response Count
Agree?	37.0% (453)	<b>53.2% (651)</b>	5.6% (68)	0.7% (9)	3.5% (43)	1,224
Important?	<b>56.0% (636)</b>	37.9% (431)	2.9% (33)	0.4% (4)	2.8% (32)	1,136
	<i>answered question</i>					<b>1,230</b>
	<i>skipped question</i>					<b>0</b>

5. My instructors have been fair in their grading.						
	Strong 'Yes'	'Yes'	'No'	Strong 'No'	No opinion	Response Count
Agree?	29.0% (353)	<b>56.8% (692)</b>	8.9% (109)	1.7% (21)	3.6% (44)	1,219
Important?	<b>60.6% (689)</b>	35.1% (399)	1.4% (16)	0.4% (5)	2.5% (28)	1,137
	<i>answered question</i>					<b>1,228</b>
	<i>skipped question</i>					<b>2</b>

6. My instructors give practical examples of how theories apply to real life.						
	Strong 'Yes'	'Yes'	'No'	Strong 'No'	No opinion	Response Count
Agree?	27.8% (339)	<b>54.8% (668)</b>	12.4% (151)	1.2% (15)	3.9% (47)	1,220
Important?	<b>46.4% (526)</b>	43.6% (494)	5.4% (61)	0.4% (5)	4.2% (48)	1,134
	<i>answered question</i>					<b>1,228</b>
	<i>skipped question</i>					<b>2</b>

7. The quality of instruction is excellent at Ohlone.						
	Strong 'Yes'	'Yes'	'No'	Strong 'No'	No opinion	Response Count
Agree?	23.5% (285)	<b>60.2% (731)</b>	9.5% (116)	1.1% (13)	5.8% (70)	1,215
Important?	<b>57.1% (643)</b>	38.2% (431)	1.3% (15)	0.3% (3)	3.1% (35)	1,127
	<i>answered question</i>					<b>1,222</b>
	<i>skipped question</i>					<b>8</b>

8. My instructors are responsive to my individual needs.						
	Strong 'Yes'	'Yes'	'No'	Strong 'No'	No opinion	Response Count
Agree?	21.1% (257)	<b>56.3% (686)</b>	13.8% (168)	1.6% (20)	7.1% (87)	1,218
Important?	<b>46.9% (532)</b>	42.8% (485)	4.9% (55)	0.4% (5)	5.0% (57)	1,134
	<i>answered question</i>					<b>1,225</b>
	<i>skipped question</i>					<b>5</b>

9. My instructors encourage me to be actively involved and participate in class.						
	Strong 'Yes'	'Yes'	'No'	Strong 'No'	No opinion	Response Count
Agree?	25.7% (313)	<b>56.5% (688)</b>	13.8% (168)	1.1% (13)	2.9% (35)	1,217
Important?	31.3% (352)	<b>46.4% (521)</b>	14.4% (162)	2.2% (25)	5.6% (63)	1,123
	<i>answered question</i>					<b>1,220</b>
	<i>skipped question</i>					<b>10</b>

10. Courses I need are offered at the times that are convenient to my schedule.						
	Strong 'Yes'	'Yes'	'No'	Strong 'No'	No opinion	Response Count
Agree?	14.5% (175)	<b>44.7% (541)</b>	30.7% (371)	7.9% (96)	2.2% (27)	1,210
Important?	<b>58.0% (654)</b>	35.0% (395)	4.2% (47)	1.3% (15)	1.5% (17)	1,128
	<i>answered question</i>					<b>1,218</b>
	<i>skipped question</i>					<b>12</b>

11. My instructors encourage students to examine different points of view.						
	Strong 'Yes'	'Yes'	'No'	Strong 'No'	No opinion	Response Count
Agree?	19.3% (233)	<b>58.7% (709)</b>	14.6% (176)	1.7% (20)	5.8% (70)	1,208
Important?	37.1% (416)	<b>47.0% (527)</b>	8.5% (95)	0.5% (6)	7.0% (78)	1,122
	<i>answered question</i>					<b>1,213</b>
	<i>skipped question</i>					<b>17</b>

12. My instructors engage me in learning by using technology in the classroom.						
	Strong 'Yes'	'Yes'	'No'	Strong 'No'	No opinion	Response Count
Agree?	19.4% (234)	<b>51.5% (623)</b>	21.1% (255)	2.2% (27)	5.8% (70)	1,209
Important?	28.6% (322)	<b>44.4% (500)</b>	16.0% (180)	1.9% (21)	9.1% (103)	1,126
	<i>answered question</i>					<b>1,213</b>
	<i>skipped question</i>					<b>17</b>

13. Sufficient tutoring resources are available in a variety of subjects.						
	Strong 'Yes'	'Yes'	'No'	Strong 'No'	No opinion	Response Count
Agree?	17.0% (205)	<b>47.5% (572)</b>	13.5% (163)	2.1% (25)	19.9% (240)	1,205
Important?	39.2% (439)	<b>39.5% (442)</b>	5.2% (58)	1.3% (14)	14.8% (166)	1,119
	<i>answered question</i>					<b>1,209</b>
	<i>skipped question</i>					<b>21</b>

14. My grade in a class has improved because I used the on-campus tutoring services.						
	Strong 'Yes'	'Yes'	'No'	Strong 'No'	No opinion	Response Count
Agree?	10.6% (128)	21.7% (261)	24.8% (298)	4.3% (52)	<b>38.5% (463)</b>	1,202
Important?	25.6% (286)	25.4% (283)	12.8% (143)	2.4% (27)	<b>33.8% (377)</b>	1,116
	<i>answered question</i>					<b>1,208</b>
	<i>skipped question</i>					<b>22</b>

15. The Ohlone library/learning resource center provides me access to the information I need for my assignments.						
	Strong 'Yes'	'Yes'	'No'	Strong 'No'	No opinion	Response Count
Agree?	16.5% (199)	<b>48.1% (579)</b>	9.0% (108)	2.2% (27)	24.2% (291)	1,204
Important?	35.3% (395)	<b>39.6% (444)</b>	4.1% (46)	0.4% (5)	20.5% (230)	1,120
	<i>answered question</i>					<b>1,211</b>
	<i>skipped question</i>					<b>19</b>

16. The current library hours meet my research and study needs.						
	Strong 'Yes'	'Yes'	'No'	Strong 'No'	No opinion	Response Count
Agree?	15.4% (186)	<b>43.4% (522)</b>	12.5% (150)	3.4% (41)	25.3% (305)	1,204
Important?	31.4% (352)	<b>39.2% (440)</b>	5.7% (64)	1.6% (18)	22.1% (248)	1,122
	<i>answered question</i>					<b>1,211</b>
	<i>skipped question</i>					<b>19</b>

17. The information provided during Orientation was helpful to me.						
	Strong 'Yes'	'Yes'	'No'	Strong 'No'	No opinion	Response Count
Agree?	11.0% (132)	33.9% (407)	14.1% (169)	3.1% (37)	<b>37.9% (455)</b>	1,200
Important?	22.8% (257)	31.3% (353)	9.0% (101)	2.2% (25)	<b>34.7% (391)</b>	1,127
	<i>answered question</i>					<b>1,209</b>
	<i>skipped question</i>					<b>21</b>

18. It is convenient, either through WebAdvisor or at the Admissions and Records window or the Student Services center, to register for classes.						
	Strong 'Yes'	'Yes'	'No'	Strong 'No'	No opinion	Response Count
Agree?	43.3% (518)	<b>47.4% (567)</b>	4.4% (53)	1.9% (23)	2.9% (35)	1,196
Important?	<b>57.6% (652)</b>	36.9% (418)	2.2% (25)	0.4% (4)	2.9% (33)	1,132
	<i>answered question</i>					<b>1,207</b>
	<i>skipped question</i>					<b>23</b>

19. Counselors are available when I need to see them.						
	Strong 'Yes'	'Yes'	'No'	Strong 'No'	No opinion	Response Count
Agree?	17.6% (213)	<b>45.0% (543)</b>	19.4% (234)	4.1% (50)	13.8% (167)	1,207
Important?	<b>47.3% (534)</b>	37.5% (424)	4.1% (46)	0.6% (7)	10.5% (119)	1,130
	<i>answered question</i>					<b>1,212</b>
	<i>skipped question</i>					<b>18</b>

20. There are adequate support services for evening-only students.						
	Strong 'Yes'	'Yes'	'No'	Strong 'No'	No opinion	Response Count
Agree?	7.9% (95)	26.1% (313)	17.8% (213)	4.3% (52)	<b>43.8% (524)</b>	1,197
Important?	26.3% (295)	28.5% (320)	6.1% (68)	1.0% (11)	<b>38.2% (429)</b>	1,123
	<i>answered question</i>					<b>1,204</b>
	<i>skipped question</i>					<b>26</b>

21. There are adequate support services for Newark Center students.						
	Strong 'Yes'	'Yes'	'No'	Strong 'No'	No opinion	Response Count
Agree?	9.6% (115)	29.5% (354)	10.5% (126)	2.1% (25)	<b>48.4% (581)</b>	1,201
Important?	24.5% (276)	27.8% (313)	3.2% (36)	1.0% (11)	<b>43.6% (491)</b>	1,127
	<i>answered question</i>					<b>1,209</b>
	<i>skipped question</i>					<b>21</b>

22. The information in the printed class schedule is helpful and easy to understand.						
	Strong 'Yes'	'Yes'	'No'	Strong 'No'	No opinion	Response Count
Agree?	21.2% (256)	<b>59.3% (716)</b>	6.9% (83)	1.8% (22)	10.8% (130)	1,207
Important?	37.6% (425)	<b>46.6% (527)</b>	3.8% (43)	0.3% (3)	11.7% (132)	1,130
	<i>answered question</i>					<b>1,212</b>
	<i>skipped question</i>					<b>18</b>

23. I have used the requirements for degrees or certificates in the catalog to plan my educational/career goals.						
	Strong 'Yes'	'Yes'	'No'	Strong 'No'	No opinion	Response Count
Agree?	25.8% (309)	<b>47.0% (563)</b>	12.0% (144)	2.3% (27)	12.9% (154)	1,197
Important?	<b>42.9% (482)</b>	38.0% (427)	3.7% (42)	1.2% (13)	14.2% (159)	1,123
	<i>answered question</i>					<b>1,206</b>
	<i>skipped question</i>					<b>24</b>

24. I receive the assistance I need in academic advising and educational planning.						
	Strong 'Yes'	'Yes'	'No'	Strong 'No'	No opinion	Response Count
Agree?	18.5% (222)	<b>45.4% (545)</b>	14.9% (179)	3.9% (47)	17.3% (208)	1,201
Important?	<b>46.9% (528)</b>	33.7% (379)	3.4% (38)	1.1% (12)	14.9% (168)	1,125
	<i>answered question</i>					<b>1,207</b>
	<i>skipped question</i>					<b>23</b>

25. I am satisfied with the information I receive about career and transfer options.						
	Strong 'Yes'	'Yes'	'No'	Strong 'No'	No opinion	Response Count
Agree?	16.1% (193)	<b>40.0% (480)</b>	18.0% (216)	3.9% (47)	22.0% (264)	1,200
Important?	<b>42.7% (479)</b>	34.4% (386)	3.4% (38)	1.0% (11)	18.6% (209)	1,123
	<i>answered question</i>					<b>1,205</b>
	<i>skipped question</i>					<b>25</b>

26. The waitlist process has made it more efficient to register for the classes I want.						
	Strong 'Yes'	'Yes'	'No'	Strong 'No'	No opinion	Response Count
Agree?	15.8% (189)	<b>40.3% (482)</b>	15.9% (190)	4.4% (53)	23.5% (281)	1,195
Important?	34.0% (378)	<b>36.2% (402)</b>	5.8% (64)	1.4% (16)	22.6% (251)	1,111
	<i>answered question</i>					<b>1,199</b>
	<i>skipped question</i>					<b>31</b>

27. I receive satisfactory assistance from the Admissions and Records staff.						
	Strong 'Yes'	'Yes'	'No'	Strong 'No'	No opinion	Response Count
Agree?	11.7% (139)	<b>43.5% (518)</b>	14.9% (177)	4.7% (56)	25.3% (301)	1,191
Important?	33.2% (370)	<b>39.0% (434)</b>	4.1% (46)	1.0% (11)	22.6% (252)	1,113
	<i>answered question</i>					<b>1,199</b>
	<i>skipped question</i>					<b>31</b>

<b>28. The Financial Aid staff provide me with good customer service.</b>						
	<b>Strong 'Yes'</b>	<b>'Yes'</b>	<b>'No'</b>	<b>Strong 'No'</b>	<b>No opinion</b>	<b>Response Count</b>
Agree?	11.4% (136)	27.5% (328)	7.8% (93)	4.0% (48)	<b>49.2% (587)</b>	1,192
Important?	30.2% (336)	24.8% (276)	3.2% (36)	1.1% (12)	<b>40.7% (453)</b>	1,113
	<i>answered question</i>					<b>1,197</b>
	<i>skipped question</i>					<b>33</b>

<b>29. I am satisfied with the quality and service available in the Cafeteria, food courts, and the vending machines.</b>						
	<b>Strong 'Yes'</b>	<b>'Yes'</b>	<b>'No'</b>	<b>Strong 'No'</b>	<b>No opinion</b>	<b>Response Count</b>
Agree?	11.5% (138)	<b>33.3% (400)</b>	15.0% (180)	11.2% (135)	29.0% (348)	1,201
Important?	29.5% (330)	<b>31.8% (355)</b>	8.3% (93)	3.3% (37)	27.0% (302)	1,117
	<i>answered question</i>					<b>1,204</b>
	<i>skipped question</i>					<b>26</b>

<b>30. Campus security officers are responsive.</b>						
	<b>Strong 'Yes'</b>	<b>'Yes'</b>	<b>'No'</b>	<b>Strong 'No'</b>	<b>No opinion</b>	<b>Response Count</b>
Agree?	14.2% (170)	34.6% (415)	7.0% (84)	4.3% (52)	<b>39.8% (477)</b>	1,198
Important?	<b>34.1% (379)</b>	29.4% (326)	3.6% (40)	2.0% (22)	30.9% (343)	1,110
	<i>answered question</i>					<b>1,202</b>
	<i>skipped question</i>					<b>28</b>

31. I am satisfied with the availability of textbooks in the Bookstore.						
	Strong 'Yes'	'Yes'	'No'	Strong 'No'	No opinion	Response Count
Agree?	13.0% (156)	<b>48.0% (575)</b>	20.0% (240)	7.7% (92)	11.3% (135)	1,198
Important?	<b>44.3% (498)</b>	39.9% (448)	4.2% (47)	1.5% (17)	10.1% (113)	1,123
	<i>answered question</i>					<b>1,205</b>
	<i>skipped question</i>					<b>25</b>

32. I receive good customer service at the Bookstore.						
	Strong 'Yes'	'Yes'	'No'	Strong 'No'	No opinion	Response Count
Agree?	27.0% (325)	<b>57.3% (689)</b>	4.8% (58)	2.3% (28)	8.6% (103)	1,203
Important?	39.3% (441)	<b>46.9% (526)</b>	3.7% (41)	1.1% (12)	9.0% (101)	1,121
	<i>answered question</i>					<b>1,209</b>
	<i>skipped question</i>					<b>21</b>

33. I am satisfied with the service received at the Student Health Center.						
	Strong 'Yes'	'Yes'	'No'	Strong 'No'	No opinion	Response Count
Agree?	15.2% (182)	23.5% (282)	3.1% (37)	1.1% (13)	<b>57.1% (684)</b>	1,198
Important?	27.3% (306)	23.3% (261)	2.0% (22)	0.5% (6)	<b>46.8% (524)</b>	1,119
	<i>answered question</i>					<b>1,204</b>
	<i>skipped question</i>					<b>26</b>

<b>34. My experiences at Ohlone have been consistent with what I expected from college publications and/or college representatives.</b>						
	<b>Strong 'Yes'</b>	<b>'Yes'</b>	<b>'No'</b>	<b>Strong 'No'</b>	<b>No opinion</b>	<b>Response Count</b>
Agree?	16.5% (197)	<b>53.9% (642)</b>	8.3% (99)	2.1% (25)	19.2% (229)	1,192
Important?	30.3% (338)	<b>44.9% (500)</b>	5.3% (59)	0.4% (4)	19.1% (213)	1,114
	<i>answered question</i>					<b>1,197</b>
	<i>skipped question</i>					<b>33</b>

<b>35. I have found the Ohlone campuses to be positive and supportive environments to pursue an education.</b>						
	<b>Strong 'Yes'</b>	<b>'Yes'</b>	<b>'No'</b>	<b>Strong 'No'</b>	<b>No opinion</b>	<b>Response Count</b>
Agree?	25.5% (305)	<b>61.0% (729)</b>	5.1% (61)	0.9% (11)	7.4% (89)	1,195
Important?	44.2% (492)	<b>46.0% (512)</b>	1.7% (19)	0.2% (2)	7.9% (88)	1,113
	<i>answered question</i>					<b>1,199</b>
	<i>skipped question</i>					<b>31</b>

<b>36. The student government effectively represents student interests.</b>						
	<b>Strong 'Yes'</b>	<b>'Yes'</b>	<b>'No'</b>	<b>Strong 'No'</b>	<b>No opinion</b>	<b>Response Count</b>
Agree?	7.0% (83)	21.7% (259)	10.6% (126)	4.3% (51)	<b>56.5% (673)</b>	1,192
Important?	17.0% (188)	25.8% (286)	5.4% (60)	2.1% (23)	<b>49.8% (552)</b>	1,109
	<i>answered question</i>					<b>1,195</b>
	<i>skipped question</i>					<b>35</b>

37. I am interested in events, clubs, and activities if they are offered at a time when I can attend.						
	Strong 'Yes'	'Yes'	'No'	Strong 'No'	No opinion	Response Count
Agree?	14.7% (176)	31.6% (378)	16.1% (192)	4.4% (53)	<b>33.2% (397)</b>	1,196
Important?	19.0% (212)	28.3% (315)	14.7% (164)	3.7% (41)	<b>34.3% (382)</b>	1,114
	<i>answered question</i>					<b>1,198</b>
	<i>skipped question</i>					<b>32</b>

38. Ohlone College personnel treat all students with equal respect regardless of their age, ancestry, color, disability, gender, marital status, national origin, parental status, race, religion, sexual orientation, or veteran status.						
	Strong 'Yes'	'Yes'	'No'	Strong 'No'	No opinion	Response Count
Agree?	29.7% (355)	<b>48.6% (581)</b>	5.4% (65)	1.7% (20)	14.6% (175)	1,196
Important?	<b>51.1% (570)</b>	34.3% (382)	1.6% (18)	0.4% (5)	12.6% (140)	1,115
	<i>answered question</i>					<b>1,198</b>
	<i>skipped question</i>					<b>32</b>

39. The faculty and staff at Ohlone are sufficiently diverse to meet the needs of students.						
	Strong 'Yes'	'Yes'	'No'	Strong 'No'	No opinion	Response Count
Agree?	24.3% (289)	<b>53.0% (630)</b>	6.3% (75)	0.8% (9)	15.6% (185)	1,188
Important?	37.3% (416)	<b>42.6% (475)</b>	4.7% (52)	0.7% (8)	14.8% (165)	1,116
	<i>answered question</i>					<b>1,195</b>
	<i>skipped question</i>					<b>35</b>

40. The College promotes positive interaction among students from diverse backgrounds.						
	Strong 'Yes'	'Yes'	'No'	Strong 'No'	No opinion	Response Count
Agree?	25.4% (303)	<b>48.1% (574)</b>	6.2% (74)	1.0% (12)	19.3% (230)	1,193
Important?	36.5% (406)	<b>39.6% (440)</b>	3.9% (43)	0.7% (8)	19.3% (215)	1,112
	<i>answered question</i>					<b>1,195</b>
	<i>skipped question</i>					<b>35</b>

41. The College policies and practices demonstrate appropriate concern for issues of equity and diversity.						
	Strong 'Yes'	'Yes'	'No'	Strong 'No'	No opinion	Response Count
Agree?	18.2% (215)	<b>47.1% (557)</b>	4.6% (54)	0.7% (8)	29.5% (349)	1,183
Important?	29.4% (324)	<b>39.9% (439)</b>	4.0% (44)	0.5% (6)	26.2% (288)	1,101
	<i>answered question</i>					<b>1,187</b>
	<i>skipped question</i>					<b>43</b>

42. I have been made to feel comfortable here by staff and other students.						
	Strong 'Yes'	'Yes'	'No'	Strong 'No'	No opinion	Response Count
Agree?	22.7% (270)	<b>61.6% (733)</b>	6.1% (72)	1.1% (13)	8.5% (101)	1,189
Important?	38.9% (431)	<b>49.7% (550)</b>	2.6% (29)	0.6% (7)	8.1% (90)	1,107
	<i>answered question</i>					<b>1,192</b>
	<i>skipped question</i>					<b>38</b>



43. Campus facilities are well-maintained and provide a comfortable environment.						
	Strong 'Yes'	'Yes'	'No'	Strong 'No'	No opinion	Response Count
Agree?	20.7% (245)	<b>56.3% (665)</b>	12.3% (145)	4.4% (52)	6.3% (74)	1,181
Important?	42.1% (467)	<b>47.2% (523)</b>	3.5% (39)	0.9% (10)	6.2% (69)	1,108
	<i>answered question</i>					<b>1,185</b>
	<i>skipped question</i>					<b>45</b>

44. The campuses' landscaped areas are attractive.						
	Strong 'Yes'	'Yes'	'No'	Strong 'No'	No opinion	Response Count
Agree?	21.6% (256)	<b>47.2% (560)</b>	15.7% (186)	6.0% (71)	9.6% (114)	1,187
Important?	31.6% (348)	<b>43.2% (477)</b>	12.4% (137)	2.5% (28)	10.2% (113)	1,103
	<i>answered question</i>					<b>1,189</b>
	<i>skipped question</i>					<b>41</b>



45. I feel safe on campus.						
	Strong 'Yes'	'Yes'	'No'	Strong 'No'	No opinion	Response Count
Agree?	27.7% (330)	<b>59.3% (707)</b>	5.7% (68)	1.4% (17)	6.0% (71)	1,193
Important?	<b>52.1% (580)</b>	39.9% (444)	2.2% (25)	0.7% (8)	5.0% (56)	1,113
	<i>answered question</i>					<b>1,194</b>
	<i>skipped question</i>					<b>36</b>

46. I would recommend taking classes at Ohlone College.						
	Strong 'Yes'	'Yes'	'No'	Strong 'No'	No opinion	Response Count
Agree?	34.6% (412)	<b>55.0% (655)</b>	3.7% (44)	0.9% (11)	5.8% (69)	1,191
Important?	40.5% (449)	<b>43.1% (478)</b>	4.9% (54)	0.8% (9)	10.7% (119)	1,109
	<i>answered question</i>					<b>1,193</b>
	<i>skipped question</i>					<b>37</b>



47. If I had it to do over again, I would attend Ohlone College.						
	Strong 'Yes'	'Yes'	'No'	Strong 'No'	No opinion	Response Count
Agree?	30.6% (364)	<b>47.7% (567)</b>	8.5% (101)	3.4% (41)	9.8% (116)	1,189
Important?	37.0% (409)	<b>39.2% (433)</b>	7.3% (81)	1.7% (19)	14.7% (162)	1,104
	<i>answered question</i>					<b>1,192</b>
	<i>skipped question</i>					<b>38</b>

48. I have met with a counselor who has assisted me in choosing my classes.			
		Response Percent	Response Count
Yes		<b>72.5%</b>	<b>862</b>
No		27.5%	327
	<i>answered question</i>		<b>1,189</b>
	<i>skipped question</i>		<b>41</b>



**49. I have met with a counselor to work out a plan to graduate and/or to transfer.**

		Response Percent	Response Count
Yes		63.1%	749
No		36.9%	438
		<i>answered question</i>	<b>1,187</b>
		<i>skipped question</i>	<b>43</b>

**50. If you answered 'No,' go to the next page; if you answered 'Yes,' please complete the following: The classes my counselor helped me choose minimized class conflicts at registration.**

		Response Percent	Response Count
Yes		72.4%	634
No		27.6%	242
		<i>answered question</i>	<b>876</b>
		<i>skipped question</i>	<b>354</b>

**51. I took all the classes recommended by my counselor.**

		Response Percent	Response Count
Yes		69.8%	586
No		30.2%	253
		<i>answered question</i>	<b>839</b>
		<i>skipped question</i>	<b>391</b>

**52. If you answered 'No,' please share with us your reasons:**

		Response Percent	Response Count
<b>Scheduling conflicts between recommended classes</b>		36.9%	113
Recommended class conflicted with another class I wanted to take		32.7%	100
Recommended class conflicted with other responsibilities (work, etc.) in my schedule		27.8%	85
I have chosen not to follow the plan I worked out with my counselor		14.4%	44
Other (please specify)		22.9%	70
		<b>answered question</b>	<b>306</b>
		<b>skipped question</b>	<b>924</b>











**53. Pick the top 3 items from this survey, write down the item number, and tell us why the item was of importance or concern. Please add suggestions for improvement.**

		Response Count
		237
		<b>answered question</b>
		<b>237</b>
		<b>skipped question</b>
		<b>993</b>

**54. What is your gender?**

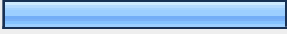





		Response Percent	Response Count
<b>Female</b>		52.7%	547
<b>Male</b>		47.3%	491
		<b>answered question</b>	<b>1,038</b>
		<b>skipped question</b>	<b>192</b>





55. What is your age?			Response Percent	Response Count
Under 18			2.2%	26
<b>18-20</b>			<b>44.4%</b>	<b>516</b>
21-24			25.5%	297
25-29			10.3%	120
30-39			9.2%	107
40-49			5.3%	62
50-59			2.1%	24
60+			0.9%	11
	<b><i>answered question</i></b>			<b>1,163</b>
	<b><i>skipped question</i></b>			<b>67</b>





56. What is your primary ethnicity?			Response Percent	Response Count
African American/Black			3.7%	42
<b>Asian</b>			<b>33.4%</b>	<b>383</b>
Filipino			10.9%	125
Hispanic/Latino			11.8%	136
Middle Eastern			3.2%	37
Native American			0.3%	4
Pacific Islander			1.7%	19
White			24.1%	277
Decline to state			5.8%	67
Other (please specify)			5.1%	58
			<b><i>answered question</i></b>	<b>1,148</b>
			<b><i>skipped question</i></b>	<b>82</b>





57. What is the primary language spoken in your home?			
		Response Percent	Response Count
English		64.2%	706
Arabic		0.6%	7
Chinese		10.8%	119
Farsi		2.1%	23
Hindi		2.8%	31
Japanese		0.4%	4
Korean		0.6%	7
Russian		0.4%	4
Spanish		4.3%	47
Tagalog		3.1%	34
Vietnamese		3.4%	37
Other (please specify)		7.4%	81
		<b>answered question</b>	<b>1,100</b>
		<b>skipped question</b>	<b>130</b>






58. Do you have a disability?			
		Response Percent	Response Count
Yes		6.6%	75
No		93.4%	1,059
		<b>answered question</b>	<b>1,134</b>
		<b>skipped question</b>	<b>96</b>














59. What is your current employment status?			
		Response Percent	Response Count
Not employed		43.5%	500
Part-time (less than 10 hours a week)		12.7%	146
Part-time (10-19 hours a week)		13.7%	158
Part-time (20-29 hours a week)		13.7%	157
Full-time (30-40 hours a week)		13.0%	149
More than full-time (more than 40 hours a week)		3.5%	40
		<b>answered question</b>	<b>1,150</b>
		<b>skipped question</b>	<b>80</b>






















60. Where are you currently taking Ohlone classes? (Check all that apply)			
		Response Percent	Response Count
Fremont campus		87.1%	1,007
Newark campus		43.5%	503
Online		22.2%	257
Another off-campus site		0.6%	7
		<b>answered question</b>	<b>1,156</b>
		<b>skipped question</b>	<b>74</b>

61. When are you primarily attending Ohlone classes this semester?			
		Response Percent	Response Count
Day only		38.0%	440
Evening only		19.0%	220
<b>Day and evening</b>		<b>42.6%</b>	<b>494</b>
Weekends only		0.4%	5
		<i>answered question</i>	<b>1,159</b>
		<i>skipped question</i>	<b>71</b>

62. How many units are you taking at Ohlone this semester?			
		Response Percent	Response Count
Less than 6 units		15.1%	174
6-11.5 units		27.1%	313
<b>12-17.5 units</b>		<b>51.6%</b>	<b>596</b>
18 units or more		6.2%	72
		<i>answered question</i>	<b>1,155</b>
		<i>skipped question</i>	<b>75</b>

63. How many semesters have you attended Ohlone, including this one?			
		Response Percent	Response Count
One		16.2%	186
<b>Two</b>		<b>26.7%</b>	<b>307</b>
Three		13.9%	160
Four		17.0%	195
Five or more		26.3%	302
		<i>answered question</i>	<b>1,150</b>
		<i>skipped question</i>	<b>80</b>

64. What is your current primary educational goal at Ohlone? (Select only one)			
		Response Percent	Response Count
Transfer after obtaining AA/AS		48.8%	548
Obtain AA/AS, not transfer		9.2%	103
Transfer without AA/AS		20.7%	232
Obtain vocational degree		0.4%	4
Obtain a certificate		2.6%	29
Maintain certificate or license		0.3%	3
Formulate career plans		1.1%	12
Acquire job skills		2.0%	23
Update job skills		1.2%	14
Basic skills improvement		1.0%	11
GED/high school		1.1%	12
Leisure/Personal enrichment		3.2%	36
Undecided		8.5%	96
		<b>answered question</b>	<b>1,123</b>
		<b>skipped question</b>	<b>107</b>

65. Please identify your major. (Select only one)			
		Response Percent	Response Count
Administration of Justice		3.0%	32
Biotechnology		3.2%	35
Business (including Administration, Accounting)		14.7%	159
Computer Science (including Computer Engineering, Networks)		5.0%	54
Deaf Studies/ASL/Interpreter Prep		2.1%	23
Early Childhood Studies		2.1%	23
English/Journalism		3.3%	36
Entertainment Design Technology/Broadcasting		1.6%	17
Environmental Studies		1.0%	11
Exercise Science/Athletic Training		1.1%	12
Graphic Arts/Multimedia/Interior Design		3.0%	32
<b>Health Sciences (Nursing, PTA, RT)</b>		<b>18.8%</b>	<b>203</b>
Liberal Arts		2.3%	25
Mathematics/Engineering		5.3%	57
Music		0.7%	8
Natural Sciences (including Biology, Chemistry, Physics, Geology)		5.0%	54
Real Estate		0.1%	1
Social Sciences		5.9%	64
Speech Communication		3.1%	34
Undecided		13.5%	146
Other (please specify)		5.1%	55

	<i>answered question</i>	1,081
	<i>skipped question</i>	149