

# Student Opinion Survey Spring 2009

| 1. Ohlone College offers a variety of courses to meet my needs and interests. |                    |                    |           |             |            |                |
|---|--------------------|--------------------|-----------|-------------|------------|----------------|
|   | Strong 'Yes'       | 'Yes'              | 'No'      | Strong 'No' | No opinion | Response Count |
| Agree?  | 27.3% (254)        | <b>63.7% (593)</b> | 6.4% (60) | 1.4% (13)   | 1.2% (11)  | 931            |
| Important?  | <b>59.7% (513)</b> | 37.6% (323)        | 1.3% (11) | 0.2% (2)    | 1.2% (10)  | 859            |
| <i>answered question</i>  |                    |                    |           |             |            | <b>934</b>     |
| <i>skipped question</i>   |                    |                    |           |             |            | <b>0</b>       |

| 2. Courses at Ohlone are preparing me for my career or educational goal. |                    |                    |           |             |            |                |
|--|--------------------|--------------------|-----------|-------------|------------|----------------|
|  | Strong 'Yes'       | 'Yes'              | 'No'      | Strong 'No' | No opinion | Response Count |
| Agree?   | 29.5% (273)        | <b>61.0% (564)</b> | 5.5% (51) | 1.0% (9)    | 2.9% (27)  | 924            |
| Important?   | <b>62.4% (535)</b> | 34.1% (293)        | 1.6% (14) | 0.1% (1)    | 1.7% (15)  | 858            |
| <i>answered question</i>   |                    |                    |           |             |            | <b>931</b>     |
| <i>skipped question</i>  |                    |                    |           |             |            | <b>3</b>       |

| 3. My instructors are highly skilled teachers and come to classes well prepared. |                    |                    |           |             |            |                |
|--|--------------------|--------------------|-----------|-------------|------------|----------------|
|  | Strong 'Yes'       | 'Yes'              | 'No'      | Strong 'No' | No opinion | Response Count |
| Agree?   | 34.7% (321)        | <b>56.0% (518)</b> | 6.2% (57) | 0.6% (6)    | 2.5% (23)  | 925            |
| Important?   | <b>67.5% (581)</b> | 30.5% (263)        | 0.6% (5)  | 0.2% (2)    | 1.2% (10)  | 861            |
| <i>answered question</i>   |                    |                    |           |             |            | <b>932</b>     |
| <i>skipped question</i>  |                    |                    |           |             |            | <b>2</b>       |

| 4. My instructors are available to talk with me about my questions and concerns outside of class. |                          |                    |           |             |            |                |
|---|--------------------------|--------------------|-----------|-------------|------------|----------------|
|   | Strong 'Yes'             | 'Yes'              | 'No'      | Strong 'No' | No opinion | Response Count |
| Agree?  | 36.1% (335)              | <b>55.1% (512)</b> | 5.4% (50) | 0.8% (7)    | 2.7% (25)  | 929            |
| Important?  | <b>56.0% (482)</b>       | 38.4% (330)        | 3.1% (27) | 0.2% (2)    | 2.2% (19)  | 860            |
|   | <i>answered question</i> |                    |           |             |            | <b>934</b>     |
|   | <i>skipped question</i>  |                    |           |             |            | <b>0</b>       |

| 5. My instructors have been fair in their grading. |                          |                    |            |             |            |                |
|--|--------------------------|--------------------|------------|-------------|------------|----------------|
|  | Strong 'Yes'             | 'Yes'              | 'No'       | Strong 'No' | No opinion | Response Count |
| Agree?   | 27.1% (251)              | <b>57.3% (530)</b> | 10.1% (93) | 1.9% (18)   | 3.6% (33)  | 925            |
| Important?   | <b>61.6% (533)</b>       | 33.9% (293)        | 1.6% (14)  | 0.5% (4)    | 2.4% (21)  | 865            |
|  | <i>answered question</i> |                    |            |             |            | <b>934</b>     |
|  | <i>skipped question</i>  |                    |            |             |            | <b>0</b>       |

| 6. My instructors give practical examples of how theories apply to real life. |                          |                    |             |             |            |                |
|---|--------------------------|--------------------|-------------|-------------|------------|----------------|
|   | Strong 'Yes'             | 'Yes'              | 'No'        | Strong 'No' | No opinion | Response Count |
| Agree?  | 25.6% (237)              | <b>56.4% (522)</b> | 13.4% (124) | 1.2% (11)   | 3.5% (32)  | 926            |
| Important?  | <b>45.5% (390)</b>       | 44.8% (384)        | 5.5% (47)   | 0.3% (3)    | 4.0% (34)  | 858            |
|   | <i>answered question</i> |                    |             |             |            | <b>933</b>     |
|   | <i>skipped question</i>  |                    |             |             |            | <b>1</b>       |

| 7. The quality of instruction is excellent at Ohlone. |                          |                    |             |             |            |                |
|---|--------------------------|--------------------|-------------|-------------|------------|----------------|
|   | Strong 'Yes'             | 'Yes'              | 'No'        | Strong 'No' | No opinion | Response Count |
| Agree?  | 21.5% (199)              | <b>60.7% (562)</b> | 11.1% (103) | 1.2% (11)   | 5.5% (51)  | 926            |
| Important?  | <b>57.1% (488)</b>       | 37.9% (324)        | 1.6% (14)   | 0.2% (2)    | 3.0% (26)  | 854            |
|   | <i>answered question</i> |                    |             |             |            | <b>931</b>     |
|   | <i>skipped question</i>  |                    |             |             |            | <b>3</b>       |

| 8. My instructors are responsive to my individual needs. |                          |                    |             |             |            |                |
|--|--------------------------|--------------------|-------------|-------------|------------|----------------|
|  | Strong 'Yes'             | 'Yes'              | 'No'        | Strong 'No' | No opinion | Response Count |
| Agree?   | 18.5% (171)              | <b>57.5% (532)</b> | 15.4% (142) | 1.5% (14)   | 7.1% (66)  | 925            |
| Important?   | <b>45.5% (390)</b>       | 44.1% (378)        | 5.0% (43)   | 0.5% (4)    | 5.0% (43)  | 858            |
|  | <i>answered question</i> |                    |             |             |            | <b>931</b>     |
|  | <i>skipped question</i>  |                    |             |             |            | <b>3</b>       |

| 9. My instructors encourage me to be actively involved and participate in class. |                          |                    |             |             |            |                |
|--|--------------------------|--------------------|-------------|-------------|------------|----------------|
|  | Strong 'Yes'             | 'Yes'              | 'No'        | Strong 'No' | No opinion | Response Count |
| Agree?   | 24.2% (225)              | <b>57.5% (534)</b> | 14.5% (135) | 1.0% (9)    | 2.8% (26)  | 929            |
| Important?   | 29.4% (251)              | <b>47.5% (406)</b> | 15.1% (129) | 2.3% (20)   | 5.6% (48)  | 854            |
|  | <i>answered question</i> |                    |             |             |            | <b>932</b>     |
|  | <i>skipped question</i>  |                    |             |             |            | <b>2</b>       |

| 10. Courses I need are offered at the times that are convenient to my schedule. |                          |                    |             |             |            |                |
|---|--------------------------|--------------------|-------------|-------------|------------|----------------|
|   | Strong 'Yes'             | 'Yes'              | 'No'        | Strong 'No' | No opinion | Response Count |
| Agree?  | 12.6% (116)              | <b>45.0% (415)</b> | 32.7% (302) | 7.4% (68)   | 2.4% (22)  | 923            |
| Important?  | <b>56.7% (486)</b>       | 36.4% (312)        | 4.6% (39)   | 0.9% (8)    | 1.4% (12)  | 857            |
|   | <i>answered question</i> |                    |             |             |            | <b>930</b>     |
|   | <i>skipped question</i>  |                    |             |             |            | <b>4</b>       |

| 11. My instructors encourage students to examine different points of view. |                          |                    |             |             |            |                |
|--|--------------------------|--------------------|-------------|-------------|------------|----------------|
|  | Strong 'Yes'             | 'Yes'              | 'No'        | Strong 'No' | No opinion | Response Count |
| Agree?   | 19.3% (178)              | <b>59.6% (551)</b> | 15.0% (139) | 1.5% (14)   | 4.5% (42)  | 924            |
| Important?   | 37.1% (318)              | <b>47.6% (408)</b> | 8.7% (75)   | 0.3% (3)    | 6.3% (54)  | 858            |
|  | <i>answered question</i> |                    |             |             |            | <b>928</b>     |
|  | <i>skipped question</i>  |                    |             |             |            | <b>6</b>       |

| 12. My instructors engage me in learning by using technology in the classroom. |                          |                    |             |             |            |                |
|--|--------------------------|--------------------|-------------|-------------|------------|----------------|
|  | Strong 'Yes'             | 'Yes'              | 'No'        | Strong 'No' | No opinion | Response Count |
| Agree?   | 18.2% (168)              | <b>52.9% (489)</b> | 21.2% (196) | 2.3% (21)   | 5.5% (51)  | 925            |
| Important?   | 27.8% (238)              | <b>45.2% (387)</b> | 16.3% (140) | 1.8% (15)   | 9.0% (77)  | 857            |
|  | <i>answered question</i> |                    |             |             |            | <b>928</b>     |
|  | <i>skipped question</i>  |                    |             |             |            | <b>6</b>       |

| 13. Sufficient tutoring resources are available in a variety of subjects. |                          |                    |             |             |             |                |
|---|--------------------------|--------------------|-------------|-------------|-------------|----------------|
|   | Strong 'Yes'             | 'Yes'              | 'No'        | Strong 'No' | No opinion  | Response Count |
| Agree?  | 16.4% (152)              | <b>49.1% (455)</b> | 14.4% (133) | 1.7% (16)   | 18.4% (170) | 926            |
| Important?  | 40.1% (344)              | <b>41.0% (351)</b> | 4.9% (42)   | 0.9% (8)    | 13.1% (112) | 857            |
|   | <i>answered question</i> |                    |             |             |             | <b>930</b>     |
|   | <i>skipped question</i>  |                    |             |             |             | <b>4</b>       |

| 14. My grade in a class has improved because I used the on-campus tutoring services. |                          |             |             |             |                    |                |
|--|--------------------------|-------------|-------------|-------------|--------------------|----------------|
|  | Strong 'Yes'             | 'Yes'       | 'No'        | Strong 'No' | No opinion         | Response Count |
| Agree?   | 11.0% (102)              | 22.1% (204) | 26.1% (241) | 4.3% (40)   | <b>36.5% (338)</b> | 925            |
| Important?   | 26.5% (227)              | 25.8% (221) | 13.0% (111) | 2.7% (23)   | <b>32.0% (274)</b> | 856            |
|  | <i>answered question</i> |             |             |             |                    | <b>930</b>     |
|  | <i>skipped question</i>  |             |             |             |                    | <b>4</b>       |

| 15. The Ohlone library/learning resource center provides me access to the information I need for my assignments. |                          |                    |            |             |             |                |
|--|--------------------------|--------------------|------------|-------------|-------------|----------------|
|  | Strong 'Yes'             | 'Yes'              | 'No'       | Strong 'No' | No opinion  | Response Count |
| Agree?   | 17.2% (159)              | <b>50.1% (463)</b> | 10.0% (92) | 2.2% (20)   | 20.6% (190) | 924            |
| Important?   | 36.3% (312)              | <b>41.6% (357)</b> | 3.7% (32)  | 0.3% (3)    | 18.0% (155) | 859            |
|  | <i>answered question</i> |                    |            |             |             | <b>930</b>     |
|  | <i>skipped question</i>  |                    |            |             |             | <b>4</b>       |

| 16. The current library hours meet my research and study needs. |                          |                    |             |             |             |                |
|---|--------------------------|--------------------|-------------|-------------|-------------|----------------|
|   | Strong 'Yes'             | 'Yes'              | 'No'        | Strong 'No' | No opinion  | Response Count |
| Agree?  | 16.0% (148)              | <b>47.0% (434)</b> | 11.9% (110) | 3.7% (34)   | 21.4% (198) | 924            |
| Important?  | 33.2% (285)              | <b>41.1% (353)</b> | 4.9% (42)   | 1.6% (14)   | 19.2% (165) | 859            |
|   | <i>answered question</i> |                    |             |             |             | <b>930</b>     |
|   | <i>skipped question</i>  |                    |             |             |             | <b>4</b>       |

| 17. The information provided during Orientation was helpful to me. |                          |                    |             |             |             |                |
|--|--------------------------|--------------------|-------------|-------------|-------------|----------------|
|  | Strong 'Yes'             | 'Yes'              | 'No'        | Strong 'No' | No opinion  | Response Count |
| Agree?   | 10.6% (98)               | <b>36.5% (338)</b> | 14.6% (135) | 3.1% (29)   | 35.1% (325) | 925            |
| Important?   | 22.5% (194)              | <b>33.6% (290)</b> | 9.7% (84)   | 2.0% (17)   | 32.2% (278) | 863            |
|  | <i>answered question</i> |                    |             |             |             | <b>931</b>     |
|  | <i>skipped question</i>  |                    |             |             |             | <b>3</b>       |

| 18. It is convenient, either through WebAdvisor or at the Admissions and Records window or the Student Services center, to register for classes. |                          |                    |           |             |            |                |
|--|--------------------------|--------------------|-----------|-------------|------------|----------------|
|  | Strong 'Yes'             | 'Yes'              | 'No'      | Strong 'No' | No opinion | Response Count |
| Agree?   | 43.9% (403)              | <b>48.1% (442)</b> | 4.0% (37) | 1.8% (17)   | 2.2% (20)  | 919            |
| Important?   | <b>58.5% (507)</b>       | 37.5% (325)        | 1.7% (15) | 0.1% (1)    | 2.2% (19)  | 867            |
|  | <i>answered question</i> |                    |           |             |            | <b>928</b>     |
|  | <i>skipped question</i>  |                    |           |             |            | <b>6</b>       |

| 19. Counselors are available when I need to see them. |                          |                    |             |             |            |                |
|---|--------------------------|--------------------|-------------|-------------|------------|----------------|
|   | Strong 'Yes'             | 'Yes'              | 'No'        | Strong 'No' | No opinion | Response Count |
| Agree?  | 18.8% (174)              | <b>47.6% (442)</b> | 19.5% (181) | 4.0% (37)   | 10.1% (94) | 928            |
| Important?  | <b>50.5% (436)</b>       | 37.7% (325)        | 3.8% (33)   | 0.8% (7)    | 7.2% (62)  | 863            |
|   | <i>answered question</i> |                    |             |             |            | <b>931</b>     |
|   | <i>skipped question</i>  |                    |             |             |            | <b>3</b>       |

| 20. There are adequate support services for evening-only students. |                          |             |             |             |                    |                |
|--|--------------------------|-------------|-------------|-------------|--------------------|----------------|
|  | Strong 'Yes'             | 'Yes'       | 'No'        | Strong 'No' | No opinion         | Response Count |
| Agree?   | 7.8% (72)                | 24.9% (230) | 16.1% (149) | 3.7% (34)   | <b>47.5% (438)</b> | 923            |
| Important?   | 24.0% (207)              | 27.8% (240) | 6.0% (52)   | 1.0% (9)    | <b>41.1% (355)</b> | 863            |
|  | <i>answered question</i> |             |             |             |                    | <b>929</b>     |
|  | <i>skipped question</i>  |             |             |             |                    | <b>5</b>       |

| 21. There are adequate support services for Newark Center students. |                          |             |            |             |                    |                |
|---|--------------------------|-------------|------------|-------------|--------------------|----------------|
|   | Strong 'Yes'             | 'Yes'       | 'No'       | Strong 'No' | No opinion         | Response Count |
| Agree?  | 9.4% (87)                | 30.2% (279) | 10.6% (98) | 1.6% (15)   | <b>48.2% (445)</b> | 924            |
| Important?  | 24.5% (212)              | 28.5% (246) | 3.6% (31)  | 0.6% (5)    | <b>42.8% (370)</b> | 864            |
|   | <i>answered question</i> |             |            |             |                    | <b>930</b>     |
|   | <i>skipped question</i>  |             |            |             |                    | <b>4</b>       |

| 22. The information in the printed class schedule is helpful and easy to understand. |                          |                    |           |             |            |                |
|--|--------------------------|--------------------|-----------|-------------|------------|----------------|
|  | Strong 'Yes'             | 'Yes'              | 'No'      | Strong 'No' | No opinion | Response Count |
| Agree?   | 21.6% (201)              | <b>61.1% (568)</b> | 7.4% (69) | 1.5% (14)   | 8.3% (77)  | 929            |
| Important?   | 39.2% (340)              | <b>47.6% (413)</b> | 4.0% (35) | 0.2% (2)    | 8.9% (77)  | 867            |
|  | <i>answered question</i> |                    |           |             |            | <b>933</b>     |
|  | <i>skipped question</i>  |                    |           |             |            | <b>1</b>       |

| 23. I have used the requirements for degrees or certificates in the catalog to plan my educational/career goals. |                          |                    |             |             |             |                |
|--|--------------------------|--------------------|-------------|-------------|-------------|----------------|
|  | Strong 'Yes'             | 'Yes'              | 'No'        | Strong 'No' | No opinion  | Response Count |
| Agree?   | 26.3% (243)              | <b>48.6% (449)</b> | 12.0% (111) | 2.0% (18)   | 11.1% (102) | 923            |
| Important?   | <b>45.6% (393)</b>       | 38.1% (328)        | 3.9% (34)   | 0.7% (6)    | 11.6% (100) | 861            |
|  | <i>answered question</i> |                    |             |             |             | <b>929</b>     |
|  | <i>skipped question</i>  |                    |             |             |             | <b>5</b>       |

| 24. I receive the assistance I need in academic advising and educational planning. |                          |                    |             |             |             |                |
|--|--------------------------|--------------------|-------------|-------------|-------------|----------------|
|  | Strong 'Yes'             | 'Yes'              | 'No'        | Strong 'No' | No opinion  | Response Count |
| Agree?   | 19.6% (181)              | <b>47.7% (441)</b> | 15.0% (139) | 3.7% (34)   | 14.1% (130) | 925            |
| Important?   | <b>49.8% (430)</b>       | 34.3% (296)        | 3.2% (28)   | 0.8% (7)    | 11.9% (103) | 864            |
|  | <i>answered question</i> |                    |             |             |             | <b>931</b>     |
|  | <i>skipped question</i>  |                    |             |             |             | <b>3</b>       |

| 25. I am satisfied with the information I receive about career and transfer options. |                          |                    |             |             |             |                |
|--|--------------------------|--------------------|-------------|-------------|-------------|----------------|
|  | Strong 'Yes'             | 'Yes'              | 'No'        | Strong 'No' | No opinion  | Response Count |
| Agree?   | 17.2% (159)              | <b>40.0% (370)</b> | 19.9% (184) | 4.1% (38)   | 18.9% (175) | 926            |
| Important?   | <b>45.5% (393)</b>       | 34.4% (297)        | 3.1% (27)   | 1.2% (10)   | 15.8% (136) | 863            |
|  | <i>answered question</i> |                    |             |             |             | <b>930</b>     |
|  | <i>skipped question</i>  |                    |             |             |             | <b>4</b>       |

| 26. The waitlist process has made it more efficient to register for the classes I want. |                          |                    |             |             |             |                |
|---|--------------------------|--------------------|-------------|-------------|-------------|----------------|
|   | Strong 'Yes'             | 'Yes'              | 'No'        | Strong 'No' | No opinion  | Response Count |
| Agree?  | 14.6% (135)              | <b>41.3% (381)</b> | 17.4% (161) | 4.7% (43)   | 22.0% (203) | 923            |
| Important?  | 33.7% (288)              | <b>37.2% (318)</b> | 6.4% (55)   | 1.6% (14)   | 21.0% (179) | 854            |
|   | <i>answered question</i> |                    |             |             |             | <b>926</b>     |
|   | <i>skipped question</i>  |                    |             |             |             | <b>8</b>       |

| 27. I receive satisfactory assistance from the Admissions and Records staff. |                          |                    |             |             |             |                |
|--|--------------------------|--------------------|-------------|-------------|-------------|----------------|
|  | Strong 'Yes'             | 'Yes'              | 'No'        | Strong 'No' | No opinion  | Response Count |
| Agree?   | 11.7% (108)              | <b>44.0% (405)</b> | 16.0% (147) | 4.8% (44)   | 23.6% (217) | 921            |
| Important?   | 34.7% (298)              | <b>39.0% (335)</b> | 4.3% (37)   | 0.9% (8)    | 21.1% (181) | 859            |
|  | <i>answered question</i> |                    |             |             |             | <b>927</b>     |
|  | <i>skipped question</i>  |                    |             |             |             | <b>7</b>       |

| 28. The Financial Aid staff provide me with good customer service. |                          |             |           |             |                    |                |
|--|--------------------------|-------------|-----------|-------------|--------------------|----------------|
|  | Strong 'Yes'             | 'Yes'       | 'No'      | Strong 'No' | No opinion         | Response Count |
| Agree?   | 12.0% (111)              | 29.5% (273) | 8.2% (76) | 4.3% (40)   | <b>45.9% (425)</b> | 925            |
| Important?   | 32.5% (280)              | 25.6% (221) | 3.4% (29) | 0.9% (8)    | <b>37.6% (324)</b> | 862            |
|  | <i>answered question</i> |             |           |             |                    | <b>929</b>     |
|  | <i>skipped question</i>  |             |           |             |                    | <b>5</b>       |

| 29. I am satisfied with the quality and service available in the Cafeteria, food courts, and the vending machines. |                          |                    |             |             |             |                |
|--|--------------------------|--------------------|-------------|-------------|-------------|----------------|
|  | Strong 'Yes'             | 'Yes'              | 'No'        | Strong 'No' | No opinion  | Response Count |
| Agree?   | 11.5% (107)              | <b>35.7% (332)</b> | 16.9% (157) | 11.7% (109) | 24.1% (224) | 929            |
| Important?   | 31.3% (270)              | <b>33.5% (289)</b> | 9.5% (82)   | 3.2% (28)   | 22.4% (193) | 862            |
|  | <i>answered question</i> |                    |             |             |             | <b>931</b>     |
|  | <i>skipped question</i>  |                    |             |             |             | <b>3</b>       |

| 30. Campus security officers are responsive. |                          |             |           |             |                    |                |
|--|--------------------------|-------------|-----------|-------------|--------------------|----------------|
|  | Strong 'Yes'             | 'Yes'       | 'No'      | Strong 'No' | No opinion         | Response Count |
| Agree?                                       | 15.0% (139)              | 35.6% (330) | 7.6% (70) | 4.1% (38)   | <b>37.8% (350)</b> | 927            |
| Important?                                   | <b>35.6% (305)</b>       | 29.3% (251) | 4.2% (36) | 2.0% (17)   | 28.9% (248)        | 857            |
|  | <i>answered question</i> |             |           |             |                    | <b>929</b>     |
|  | <i>skipped question</i>  |             |           |             |                    | <b>5</b>       |

| <b>31. I am satisfied with the availability of textbooks in the Bookstore.</b> |                                 |                    |             |                    |                   |                       |
|--|---------------------------------|--------------------|-------------|--------------------|-------------------|-----------------------|
|  | <b>Strong 'Yes'</b>             | <b>'Yes'</b>       | <b>'No'</b> | <b>Strong 'No'</b> | <b>No opinion</b> | <b>Response Count</b> |
| Agree?   | 13.2% (122)                     | <b>49.1% (454)</b> | 21.3% (197) | 8.1% (75)          | 8.3% (77)         | 925                   |
| Important?   | <b>46.6% (403)</b>              | 40.7% (352)        | 3.8% (33)   | 1.3% (11)          | 7.5% (65)         | 864                   |
|  | <b><i>answered question</i></b> |                    |             |                    |                   | <b>930</b>            |
|  | <b><i>skipped question</i></b>  |                    |             |                    |                   | <b>4</b>              |

| <b>32. I receive good customer service at the Bookstore.</b> |                                 |                    |             |                    |                   |                       |
|--|---------------------------------|--------------------|-------------|--------------------|-------------------|-----------------------|
|  | <b>Strong 'Yes'</b>             | <b>'Yes'</b>       | <b>'No'</b> | <b>Strong 'No'</b> | <b>No opinion</b> | <b>Response Count</b> |
| Agree?   | 28.8% (267)                     | <b>59.4% (551)</b> | 4.3% (40)   | 2.6% (24)          | 5.0% (46)         | 928                   |
| Important?   | 41.2% (355)                     | <b>48.4% (417)</b> | 3.4% (29)   | 1.3% (11)          | 5.7% (49)         | 861                   |
|  | <b><i>answered question</i></b> |                    |             |                    |                   | <b>931</b>            |
|  | <b><i>skipped question</i></b>  |                    |             |                    |                   | <b>3</b>              |

| <b>33. I am satisfied with the service received at the Student Health Center.</b> |                                 |              |             |                    |                    |                       |
|---|---------------------------------|--------------|-------------|--------------------|--------------------|-----------------------|
|   | <b>Strong 'Yes'</b>             | <b>'Yes'</b> | <b>'No'</b> | <b>Strong 'No'</b> | <b>No opinion</b>  | <b>Response Count</b> |
| Agree?  | 17.0% (157)                     | 24.3% (225)  | 3.5% (32)   | 1.2% (11)          | <b>54.1% (501)</b> | 926                   |
| Important?  | 30.0% (259)                     | 23.9% (206)  | 2.0% (17)   | 0.5% (4)           | <b>43.6% (376)</b> | 862                   |
|   | <b><i>answered question</i></b> |              |             |                    |                    | <b>929</b>            |
|   | <b><i>skipped question</i></b>  |              |             |                    |                    | <b>5</b>              |

| <b>34. My experiences at Ohlone have been consistent with what I expected from college publications and/or college representatives.</b> |                          |                    |             |                    |                   |                       |
|---|--------------------------|--------------------|-------------|--------------------|-------------------|-----------------------|
|   | <b>Strong 'Yes'</b>      | <b>'Yes'</b>       | <b>'No'</b> | <b>Strong 'No'</b> | <b>No opinion</b> | <b>Response Count</b> |
| Agree?  | 16.8% (155)              | <b>54.9% (507)</b> | 8.1% (75)   | 2.2% (20)          | 18.1% (167)       | 924                   |
| Important?  | 31.2% (269)              | <b>44.7% (385)</b> | 5.8% (50)   | 0.3% (3)           | 18.0% (155)       | 862                   |
|   | <i>answered question</i> |                    |             |                    |                   | <b>928</b>            |
|   | <i>skipped question</i>  |                    |             |                    |                   | <b>6</b>              |

| <b>35. I have found the Ohlone campuses to be positive and supportive environments to pursue an education.</b> |                          |                    |             |                    |                   |                       |
|--|--------------------------|--------------------|-------------|--------------------|-------------------|-----------------------|
|  | <b>Strong 'Yes'</b>      | <b>'Yes'</b>       | <b>'No'</b> | <b>Strong 'No'</b> | <b>No opinion</b> | <b>Response Count</b> |
| Agree?   | 25.6% (237)              | <b>61.5% (570)</b> | 5.7% (53)   | 0.8% (7)           | 6.5% (60)         | 927                   |
| Important?   | 45.3% (390)              | <b>45.5% (392)</b> | 1.7% (15)   | 0.1% (1)           | 7.3% (63)         | 861                   |
|  | <i>answered question</i> |                    |             |                    |                   | <b>930</b>            |
|  | <i>skipped question</i>  |                    |             |                    |                   | <b>4</b>              |

| <b>36. The student government effectively represents student interests.</b> |                          |              |             |                    |                    |                       |
|---|--------------------------|--------------|-------------|--------------------|--------------------|-----------------------|
|   | <b>Strong 'Yes'</b>      | <b>'Yes'</b> | <b>'No'</b> | <b>Strong 'No'</b> | <b>No opinion</b>  | <b>Response Count</b> |
| Agree?  | 7.1% (66)                | 22.2% (206)  | 11.9% (110) | 4.5% (42)          | <b>54.3% (504)</b> | 928                   |
| Important?  | 18.6% (160)              | 26.5% (228)  | 6.0% (52)   | 1.7% (15)          | <b>47.2% (407)</b> | 862                   |
|   | <i>answered question</i> |              |             |                    |                    | <b>931</b>            |
|   | <i>skipped question</i>  |              |             |                    |                    | <b>3</b>              |

| 37. I am interested in events, clubs, and activities if they are offered at a time when I can attend. |                          |                    |             |             |                    |                |
|---|--------------------------|--------------------|-------------|-------------|--------------------|----------------|
|   | Strong 'Yes'             | 'Yes'              | 'No'        | Strong 'No' | No opinion         | Response Count |
| Agree?  | 15.9% (148)              | <b>32.6% (303)</b> | 15.7% (146) | 4.8% (45)   | 31.0% (288)        | 930            |
| Important?  | 20.0% (172)              | 28.3% (244)        | 15.5% (134) | 3.7% (32)   | <b>32.5% (280)</b> | 862            |
|   | <i>answered question</i> |                    |             |             |                    | <b>931</b>     |
|   | <i>skipped question</i>  |                    |             |             |                    | <b>3</b>       |

| 38. Ohlone College personnel treat all students with equal respect regardless of their age, ancestry, color, disability, gender, marital status, national origin, parental status, race, religion, sexual orientation, or veteran status. |                          |                    |           |             |             |                |
|---|--------------------------|--------------------|-----------|-------------|-------------|----------------|
|   | Strong 'Yes'             | 'Yes'              | 'No'      | Strong 'No' | No opinion  | Response Count |
| Agree?  | 30.1% (279)              | <b>48.4% (449)</b> | 5.7% (53) | 1.8% (17)   | 14.0% (130) | 928            |
| Important?  | <b>53.5% (462)</b>       | 32.8% (283)        | 1.5% (13) | 0.3% (3)    | 11.9% (103) | 864            |
|   | <i>answered question</i> |                    |           |             |             | <b>930</b>     |
|   | <i>skipped question</i>  |                    |           |             |             | <b>4</b>       |

| 39. The faculty and staff at Ohlone are sufficiently diverse to meet the needs of students. |                          |                    |           |             |             |                |
|---|--------------------------|--------------------|-----------|-------------|-------------|----------------|
|   | Strong 'Yes'             | 'Yes'              | 'No'      | Strong 'No' | No opinion  | Response Count |
| Agree?  | 24.6% (227)              | <b>54.7% (505)</b> | 7.0% (65) | 0.6% (6)    | 13.1% (121) | 924            |
| Important?  | 37.5% (324)              | <b>43.2% (373)</b> | 5.6% (48) | 0.8% (7)    | 13.0% (112) | 864            |
|   | <i>answered question</i> |                    |           |             |             | <b>930</b>     |
|   | <i>skipped question</i>  |                    |           |             |             | <b>4</b>       |

| 40. The College promotes positive interaction among students from diverse backgrounds. |                          |                    |           |             |             |                |
|--|--------------------------|--------------------|-----------|-------------|-------------|----------------|
|  | Strong 'Yes'             | 'Yes'              | 'No'      | Strong 'No' | No opinion  | Response Count |
| Agree?   | 25.7% (238)              | <b>47.9% (444)</b> | 7.2% (67) | 1.0% (9)    | 18.1% (168) | 926            |
| Important?   | 37.0% (318)              | <b>39.7% (341)</b> | 4.0% (34) | 0.7% (6)    | 18.7% (161) | 860            |
|  | <i>answered question</i> |                    |           |             |             | <b>928</b>     |
|  | <i>skipped question</i>  |                    |           |             |             | <b>6</b>       |

| 41. The College policies and practices demonstrate appropriate concern for issues of equity and diversity. |                          |                    |           |             |             |                |
|--|--------------------------|--------------------|-----------|-------------|-------------|----------------|
|  | Strong 'Yes'             | 'Yes'              | 'No'      | Strong 'No' | No opinion  | Response Count |
| Agree?   | 17.8% (164)              | <b>48.6% (449)</b> | 5.1% (47) | 0.7% (6)    | 27.8% (257) | 923            |
| Important?   | 29.7% (254)              | <b>41.1% (351)</b> | 4.3% (37) | 0.6% (5)    | 24.3% (208) | 855            |
|  | <i>answered question</i> |                    |           |             |             | <b>925</b>     |
|  | <i>skipped question</i>  |                    |           |             |             | <b>9</b>       |

| 42. I have been made to feel comfortable here by staff and other students. |                          |                    |           |             |            |                |
|--|--------------------------|--------------------|-----------|-------------|------------|----------------|
|  | Strong 'Yes'             | 'Yes'              | 'No'      | Strong 'No' | No opinion | Response Count |
| Agree?   | 22.0% (204)              | <b>63.2% (585)</b> | 6.0% (56) | 1.2% (11)   | 7.6% (70)  | 926            |
| Important?   | 39.8% (342)              | <b>50.1% (431)</b> | 2.4% (21) | 0.7% (6)    | 7.0% (60)  | 860            |
|  | <i>answered question</i> |                    |           |             |            | <b>929</b>     |
|  | <i>skipped question</i>  |                    |           |             |            | <b>5</b>       |



| 43. Campus facilities are well-maintained and provide a comfortable environment. |                          |                    |             |             |            |                |
|--|--------------------------|--------------------|-------------|-------------|------------|----------------|
|  | Strong 'Yes'             | 'Yes'              | 'No'        | Strong 'No' | No opinion | Response Count |
| Agree?   | 21.5% (198)              | <b>55.8% (515)</b> | 12.7% (117) | 4.4% (41)   | 5.6% (52)  | 923            |
| Important?   | 44.1% (380)              | <b>46.6% (402)</b> | 3.2% (28)   | 0.3% (3)    | 5.7% (49)  | 862            |
|  | <i>answered question</i> |                    |             |             |            | <b>926</b>     |
|  | <i>skipped question</i>  |                    |             |             |            | <b>8</b>       |

| 44. The campuses' landscaped areas are attractive. |                          |                    |             |             |            |                |
|--|--------------------------|--------------------|-------------|-------------|------------|----------------|
|  | Strong 'Yes'             | 'Yes'              | 'No'        | Strong 'No' | No opinion | Response Count |
| Agree?   | 21.5% (198)              | <b>47.6% (439)</b> | 15.2% (140) | 6.7% (62)   | 9.1% (84)  | 923            |
| Important?   | 32.9% (281)              | <b>42.7% (365)</b> | 12.3% (105) | 2.6% (22)   | 9.6% (82)  | 855            |
|  | <i>answered question</i> |                    |             |             |            | <b>925</b>     |
|  | <i>skipped question</i>  |                    |             |             |            | <b>9</b>       |



| 45. I feel safe on campus. |                          |                    |           |             |            |                |
|----------------------------|--------------------------|--------------------|-----------|-------------|------------|----------------|
|                            | Strong 'Yes'             | 'Yes'              | 'No'      | Strong 'No' | No opinion | Response Count |
| Agree?                     | 28.2% (262)              | <b>60.5% (562)</b> | 4.7% (44) | 1.4% (13)   | 5.2% (48)  | 929            |
| Important?                 | <b>53.4% (461)</b>       | 39.5% (341)        | 2.1% (18) | 0.7% (6)    | 4.3% (37)  | 863            |
|                            | <i>answered question</i> |                    |           |             |            | <b>930</b>     |
|                            | <i>skipped question</i>  |                    |           |             |            | <b>4</b>       |

| 46. I would recommend taking classes at Ohlone College. |              |                    |           |             |            |                |
|---|--------------|--------------------|-----------|-------------|------------|----------------|
|   | Strong 'Yes' | 'Yes'              | 'No'      | Strong 'No' | No opinion | Response Count |
| Agree?  | 33.7% (312)  | <b>55.6% (515)</b> | 4.2% (39) | 0.8% (7)    | 5.8% (54)  | 927            |
| Important?  | 40.1% (345)  | <b>43.0% (370)</b> | 5.1% (44) | 0.7% (6)    | 11.1% (96) | 861            |
| <i>answered question</i>                                |              |                    |           |             |            | <b>929</b>     |
| <i>skipped question</i>                                 |              |                    |           |             |            | <b>5</b>       |



| 47. If I had it to do over again, I would attend Ohlone College. |              |                    |           |             |             |                |
|--|--------------|--------------------|-----------|-------------|-------------|----------------|
|  | Strong 'Yes' | 'Yes'              | 'No'      | Strong 'No' | No opinion  | Response Count |
| Agree?   | 29.0% (269)  | <b>47.6% (441)</b> | 9.6% (89) | 3.9% (36)   | 9.8% (91)   | 926            |
| Important?   | 36.3% (312)  | <b>38.6% (332)</b> | 8.4% (72) | 1.9% (16)   | 14.8% (127) | 859            |
| <i>answered question</i>   |              |                    |           |             |             | <b>929</b>     |
| <i>skipped question</i>  |              |                    |           |             |             | <b>5</b>       |

| 48. I have met with a counselor who has assisted me in choosing my classes. |  |                  |                |
|---|--|------------------|----------------|
|   |  | Response Percent | Response Count |
| Yes   |  | <b>78.4%</b>     | <b>726</b>     |
| No  |   | 21.6%            | 200            |
| <i>answered question</i>  |  |                  | <b>926</b>     |
| <i>skipped question</i>   |  |                  | <b>8</b>       |



**49. I have met with a counselor to work out a plan to graduate and/or to transfer.**






|     |   | Response Percent         | Response Count |
|-----|---|--------------------------|----------------|
| Yes |  | 68.6%                    | 635            |
| No  |  | 31.4%                    | 290            |
|     |   | <i>answered question</i> | 925            |
|     |   | <i>skipped question</i>  | 9              |

**50. If you answered 'No,' go to the next page; if you answered 'Yes,' please complete the following: The classes my counselor helped me choose minimized class conflicts at registration.**



|     |  | Response Percent         | Response Count |
|-----|--|--------------------------|----------------|
| Yes |  | 74.7%                    | 541            |
| No  |   | 25.3%                    | 183            |
|     |  | <i>answered question</i> | 724            |
|     |  | <i>skipped question</i>  | 210            |

**51. I took all the classes recommended by my counselor.**











|     |  | Response Percent         | Response Count |
|-----|--|--------------------------|----------------|
| Yes |  | 70.0%                    | 488            |
| No  |   | 30.0%                    | 209            |
|     |  | <i>answered question</i> | 697            |
|     |  | <i>skipped question</i>  | 237            |

| 52. If you answered 'No,' please share with us your reasons:                         |   |                          |                |
|--|---|--------------------------|----------------|
|  |   | Response Percent         | Response Count |
| <b>Scheduling conflicts between recommended classes</b>                              |  | 38.2%                    | 95             |
| Recommended class conflicted with another class I wanted to take                     |  | 34.1%                    | 85             |
| Recommended class conflicted with other responsibilities (work, etc.) in my schedule |  | 25.3%                    | 63             |
| I have chosen not to follow the plan I worked out with my counselor                  |  | 14.5%                    | 36             |
| Other (please specify)   |  | 22.9%                    | 57             |
|  |   | <b>answered question</b> | <b>249</b>     |
|  |   | <b>skipped question</b>  | <b>685</b>     |

| 53. Pick the top 3 items from this survey, write down the item number, and tell us why the item was of importance or concern. Please add suggestions for improvement. |  |                          |
|---|--|--------------------------|
|   |  | Response Count           |
|   |  | 190                      |
|   |  | <b>answered question</b> |
|   |  | <b>190</b>               |
|   |  | <b>skipped question</b>  |
|   |  | <b>744</b>               |







| 54. What is your gender? |   |                          |                |
|--------------------------|---|--------------------------|----------------|
|                          |   | Response Percent         | Response Count |
| <b>Female</b>            |  | 52.8%                    | 440            |
| <b>Male</b>              |  | 47.2%                    | 394            |
|                          |   | <b>answered question</b> | <b>834</b>     |
|                          |   | <b>skipped question</b>  | <b>100</b>     |





| 55. What is your age? |                                 |  | Response Percent | Response Count |
|-----------------------|---------------------------------|--|------------------|----------------|
| Under 18              |                                 |  | 1.8%             | 17             |
| <b>18-20</b>          |                                 |  | <b>51.7%</b>     | <b>476</b>     |
| 21-24                 |                                 |  | 26.8%            | 247            |
| 25-29                 |                                 |  | 7.8%             | 72             |
| 30-39                 |                                 |  | 6.5%             | 60             |
| 40-49                 |                                 |  | 3.5%             | 32             |
| 50-59                 |                                 |  | 1.1%             | 10             |
| 60+                   |                                 |  | 0.7%             | 6              |
|                       | <b><i>answered question</i></b> |  |                  | <b>920</b>     |
|                       | <b><i>skipped question</i></b>  |  |                  | <b>14</b>      |



| 56. What is your primary ethnicity? |   |                                 |                |
|-------------------------------------|---|---------------------------------|----------------|
|                                     |   | Response Percent                | Response Count |
| African American/Black              |  | 4.0%                            | 36             |
| <b>Asian</b>                        |  | <b>33.9%</b>                    | <b>308</b>     |
| Filipino                            |  | 11.1%                           | 101            |
| Hispanic/Latino                     |  | 11.3%                           | 103            |
| Middle Eastern                      |  | 3.0%                            | 27             |
| Native American                     |  | 0.2%                            | 2              |
| Pacific Islander                    |  | 1.7%                            | 15             |
| White                               |  | 23.4%                           | 213            |
| Decline to state                    |  | 5.7%                            | 52             |
| Other (please specify)              |  | 5.7%                            | 52             |
|                                     |   | <b><i>answered question</i></b> | <b>909</b>     |
|                                     |   | <b><i>skipped question</i></b>  | <b>25</b>      |





| 57. What is the primary language spoken in your home? |  |  | Response Percent         | Response Count |
|---|--|--|--------------------------|----------------|
| English   |  |  | 63.5%                    | 560            |
| Arabic  |  |  | 0.8%                     | 7              |
| Chinese   |  |  | 12.0%                    | 106            |
| Farsi   |  |  | 2.4%                     | 21             |
| Hindi   |  |  | 2.5%                     | 22             |
| Japanese  |  |  | 0.2%                     | 2              |
| Korean  |  |  | 0.8%                     | 7              |
| Russian   |  |  | 0.5%                     | 4              |
| Spanish   |  |  | 4.4%                     | 39             |
| Tagalog   |  |  | 3.1%                     | 27             |
| Vietnamese  |  |  | 3.3%                     | 29             |
| Other (please specify)                                |  |  | 6.6%                     | 58             |
|   |  |  | <b>answered question</b> | <b>882</b>     |
|   |  |  | <b>skipped question</b>  | <b>52</b>      |






| 58. Do you have a disability? |  |  | Response Percent         | Response Count |
|-------------------------------|--|--|--------------------------|----------------|
| Yes                           |  |  | 6.3%                     | 57             |
| No                            |  |  | 93.7%                    | 853            |
|                               |  |  | <b>answered question</b> | <b>910</b>     |
|                               |  |  | <b>skipped question</b>  | <b>24</b>      |














| <b>59. What is your current employment status?</b> |   |                                 |                       |
|--|---|---------------------------------|-----------------------|
|  |   | <b>Response Percent</b>         | <b>Response Count</b> |
| <b>Not employed</b>                                |  | <b>46.5%</b>                    | <b>430</b>            |
| Part-time (less than 10 hours a week)              |  | 14.7%                           | 136                   |
| Part-time (10-19 hours a week)                     |  | 15.4%                           | 142                   |
| Part-time (20-29 hours a week)                     |  | 15.2%                           | 140                   |
| Full-time (30-40 hours a week)                     |  | 7.1%                            | 66                    |
| More than full-time (more than 40 hours a week)    |  | 1.1%                            | 10                    |
|  |   | <b><i>answered question</i></b> | <b>924</b>            |
|  |   | <b><i>skipped question</i></b>  | <b>10</b>             |






















| <b>60. Where are you currently taking Ohlone classes? (Check all that apply)</b> |  |                                 |                       |
|--|--|---------------------------------|-----------------------|
|  |  | <b>Response Percent</b>         | <b>Response Count</b> |
| <b>Fremont campus</b>  |  | <b>90.0%</b>                    | <b>836</b>            |
| Newark campus  |   | 44.7%                           | 415                   |
| Online   |   | 24.2%                           | 225                   |
| Another off-campus site  |   | 0.4%                            | 4                     |
|  |  | <b><i>answered question</i></b> | <b>929</b>            |
|  |  | <b><i>skipped question</i></b>  | <b>5</b>              |

| 61. When are you primarily attending Ohlone classes this semester? |   |                          |                |
|--|---|--------------------------|----------------|
|  |   | Response Percent         | Response Count |
| Day only   |  | 47.1%                    | 440            |
| Evening only   |   | 0.0%                     | 0              |
| <b>Day and evening</b>   |  | <b>52.9%</b>             | <b>494</b>     |
| Weekends only  |   | 0.0%                     | 0              |
|  |   | <i>answered question</i> | <b>934</b>     |
|  |   | <i>skipped question</i>  | <b>0</b>       |

| 62. How many units are you taking at Ohlone this semester? |   |                          |                |
|--|---|--------------------------|----------------|
|  |   | Response Percent         | Response Count |
| Less than 6 units  |    | 6.7%                     | 62             |
| 6-11.5 units   |  | 25.8%                    | 238            |
| <b>12-17.5 units</b>                                       |  | <b>60.1%</b>             | <b>555</b>     |
| 18 units or more   |  | 7.5%                     | 69             |
|  |   | <i>answered question</i> | <b>924</b>     |
|  |   | <i>skipped question</i>  | <b>10</b>      |

| 63. How many semesters have you attended Ohlone, including this one? |   |                          |                |
|--|---|--------------------------|----------------|
|  |   | Response Percent         | Response Count |
| One  |  | 13.9%                    | 128            |
| Two  |  | 28.6%                    | 263            |
| Three  |  | 14.1%                    | 130            |
| Four   |  | 18.0%                    | 165            |
| Five or more   |  | 25.4%                    | 233            |
|  |   | <i>answered question</i> | <b>919</b>     |
|  |   | <i>skipped question</i>  | <b>15</b>      |

| 64. What is your current primary educational goal at Ohlone? (Select only one) |   |                          |                |
|--|---|--------------------------|----------------|
|  |   | Response Percent         | Response Count |
| Transfer after obtaining AA/AS   |    | 52.9%                    | 476            |
| Obtain AA/AS, not transfer   |    | 7.7%                     | 69             |
| Transfer without AA/AS   |    | 22.6%                    | 203            |
| Obtain vocational degree   |    | 0.1%                     | 1              |
| Obtain a certificate   |    | 2.3%                     | 21             |
| Maintain certificate or license  |    | 0.1%                     | 1              |
| Formulate career plans   |    | 0.9%                     | 8              |
| Acquire job skills   |    | 1.2%                     | 11             |
| Update job skills  |    | 0.8%                     | 7              |
| Basic skills improvement   |    | 0.9%                     | 8              |
| GED/high school  |  | 0.8%                     | 7              |
| Leisure/Personal enrichment  |  | 1.6%                     | 14             |
| Undecided  |  | 8.2%                     | 74             |
|  |   | <b>answered question</b> | <b>900</b>     |
|  |   | <b>skipped question</b>  | <b>34</b>      |

| 65. Please identify your major. (Select only one)                 |   |                  |                |
|---|---|------------------|----------------|
|   |   | Response Percent | Response Count |
| Administration of Justice   |    | 2.6%             | 23             |
| Biotechnology   |    | 3.7%             | 32             |
| Business (including Administration, Accounting)                   |    | 15.4%            | 134            |
| Computer Science (including Computer Engineering, Networks)       |    | 3.6%             | 31             |
| Deaf Studies/ASL/Interpreter Prep                                 |    | 1.7%             | 15             |
| Early Childhood Studies   |    | 1.4%             | 12             |
| English/Journalism  |    | 3.0%             | 26             |
| Entertainment Design Technology/Broadcasting                      |    | 1.5%             | 13             |
| Environmental Studies   |   | 1.0%             | 9              |
| Exercise Science/Athletic Training                                |  | 1.1%             | 10             |
| Graphic Arts/Multimedia/Interior Design                           |  | 3.2%             | 28             |
| <b>Health Sciences (Nursing, PTA, RT)</b>                         |  | <b>18.5%</b>     | <b>161</b>     |
| Liberal Arts  |  | 2.4%             | 21             |
| Mathematics/Engineering   |  | 4.9%             | 43             |
| Music   |  | 0.2%             | 2              |
| Natural Sciences (including Biology, Chemistry, Physics, Geology) |  | 5.8%             | 51             |
| Real Estate   |  | 0.1%             | 1              |
| Social Sciences   |  | 7.0%             | 61             |
| Speech Communication  |  | 3.3%             | 29             |
| Undecided   |  | 14.1%            | 123            |
| Other (please specify)  |  | 5.4%             | 47             |

|  |                          |     |
|--|--------------------------|-----|
|  | <i>answered question</i> | 872 |
|  | <i>skipped question</i>  | 62  |