

Student Opinion Survey Spring 2009

1. Ohlone College offers a variety of courses to meet my needs and interests.						
	Strong 'Yes'	'Yes'	'No'	Strong 'No'	No opinion	Response Count
Agree?	25.6% (112)	64.6% (283)	7.3% (32)	1.6% (7)	0.9% (4)	438
Important?	59.0% (236)	38.8% (155)	0.8% (3)	0.3% (1)	1.3% (5)	400
	<i>answered question</i>					440
	<i>skipped question</i>					0

2. Courses at Ohlone are preparing me for my career or educational goal.						
	Strong 'Yes'	'Yes'	'No'	Strong 'No'	No opinion	Response Count
Agree?	27.5% (119)	60.0% (260)	6.7% (29)	0.9% (4)	4.8% (21)	433
Important?	61.4% (245)	33.8% (135)	1.8% (7)	0.3% (1)	2.8% (11)	399
	<i>answered question</i>					437
	<i>skipped question</i>					3

3. My instructors are highly skilled teachers and come to classes well prepared.						
	Strong 'Yes'	'Yes'	'No'	Strong 'No'	No opinion	Response Count
Agree?	35.6% (155)	57.5% (250)	4.1% (18)	0.2% (1)	2.5% (11)	435
Important?	65.2% (260)	33.3% (133)	0.3% (1)	0.0% (0)	1.3% (5)	399
	<i>answered question</i>					439
	<i>skipped question</i>					1

4. My instructors are available to talk with me about my questions and concerns outside of class.						
	Strong 'Yes'	'Yes'	'No'	Strong 'No'	No opinion	Response Count
Agree?	34.8% (152)	55.8% (244)	5.3% (23)	0.5% (2)	3.7% (16)	437
Important?	52.6% (210)	40.4% (161)	3.8% (15)	0.5% (2)	2.8% (11)	399
	<i>answered question</i>					440
	<i>skipped question</i>					0

5. My instructors have been fair in their grading.						
	Strong 'Yes'	'Yes'	'No'	Strong 'No'	No opinion	Response Count
Agree?	27.5% (120)	58.0% (253)	7.8% (34)	1.8% (8)	4.8% (21)	436
Important?	59.2% (238)	37.3% (150)	0.2% (1)	0.5% (2)	2.7% (11)	402
	<i>answered question</i>					440
	<i>skipped question</i>					0

6. My instructors give practical examples of how theories apply to real life.						
	Strong 'Yes'	'Yes'	'No'	Strong 'No'	No opinion	Response Count
Agree?	25.6% (111)	55.1% (239)	14.1% (61)	1.2% (5)	4.1% (18)	434
Important?	41.2% (164)	48.7% (194)	6.0% (24)	0.5% (2)	3.5% (14)	398
	<i>answered question</i>					439
	<i>skipped question</i>					1

7. The quality of instruction is excellent at Ohlone.						
	Strong 'Yes'	'Yes'	'No'	Strong 'No'	No opinion	Response Count
Agree?	21.7% (95)	60.2% (263)	11.2% (49)	0.7% (3)	6.2% (27)	437
Important?	53.5% (213)	39.4% (157)	2.5% (10)	0.3% (1)	4.3% (17)	398
	<i>answered question</i>					440
	<i>skipped question</i>					0

8. My instructors are responsive to my individual needs.						
	Strong 'Yes'	'Yes'	'No'	Strong 'No'	No opinion	Response Count
Agree?	18.0% (78)	56.8% (246)	15.5% (67)	1.6% (7)	8.1% (35)	433
Important?	42.1% (167)	45.1% (179)	5.8% (23)	0.5% (2)	6.5% (26)	397
	<i>answered question</i>					437
	<i>skipped question</i>					3

9. My instructors encourage me to be actively involved and participate in class.						
	Strong 'Yes'	'Yes'	'No'	Strong 'No'	No opinion	Response Count
Agree?	20.4% (89)	61.3% (268)	15.3% (67)	0.7% (3)	2.3% (10)	437
Important?	24.7% (98)	51.6% (205)	16.6% (66)	2.3% (9)	4.8% (19)	397
	<i>answered question</i>					439
	<i>skipped question</i>					1

10. Courses I need are offered at the times that are convenient to my schedule.						
	Strong 'Yes'	'Yes'	'No'	Strong 'No'	No opinion	Response Count
Agree?	11.1% (48)	44.4% (192)	34.5% (149)	6.9% (30)	3.0% (13)	432
Important?	51.9% (207)	38.6% (154)	6.3% (25)	1.3% (5)	2.0% (8)	399
	<i>answered question</i>					437
	<i>skipped question</i>					3

11. My instructors encourage students to examine different points of view.						
	Strong 'Yes'	'Yes'	'No'	Strong 'No'	No opinion	Response Count
Agree?	17.5% (76)	62.2% (270)	14.3% (62)	1.8% (8)	4.1% (18)	434
Important?	32.9% (132)	49.1% (197)	11.7% (47)	0.5% (2)	5.7% (23)	401
	<i>answered question</i>					437
	<i>skipped question</i>					3

12. My instructors engage me in learning by using technology in the classroom.						
	Strong 'Yes'	'Yes'	'No'	Strong 'No'	No opinion	Response Count
Agree?	14.3% (62)	53.3% (232)	23.0% (100)	3.2% (14)	6.2% (27)	435
Important?	21.2% (84)	48.1% (191)	19.1% (76)	2.8% (11)	8.8% (35)	397
	<i>answered question</i>					436
	<i>skipped question</i>					4

13. Sufficient tutoring resources are available in a variety of subjects.						
	Strong 'Yes'	'Yes'	'No'	Strong 'No'	No opinion	Response Count
Agree?	14.9% (65)	49.9% (217)	15.2% (66)	1.8% (8)	18.2% (79)	435
Important?	38.4% (152)	42.7% (169)	5.6% (22)	1.5% (6)	11.9% (47)	396
	<i>answered question</i>					437
	<i>skipped question</i>					3

14. My grade in a class has improved because I used the on-campus tutoring services.						
	Strong 'Yes'	'Yes'	'No'	Strong 'No'	No opinion	Response Count
Agree?	9.2% (40)	20.8% (90)	24.9% (108)	5.8% (25)	39.3% (170)	433
Important?	24.9% (98)	24.1% (95)	14.2% (56)	4.1% (16)	32.7% (129)	394
	<i>answered question</i>					436
	<i>skipped question</i>					4

15. The Ohlone library/learning resource center provides me access to the information I need for my assignments.						
	Strong 'Yes'	'Yes'	'No'	Strong 'No'	No opinion	Response Count
Agree?	15.4% (67)	51.8% (225)	10.4% (45)	1.6% (7)	20.7% (90)	434
Important?	34.9% (139)	43.5% (173)	4.0% (16)	0.5% (2)	17.1% (68)	398
	<i>answered question</i>					437
	<i>skipped question</i>					3

16. The current library hours meet my research and study needs.						
	Strong 'Yes'	'Yes'	'No'	Strong 'No'	No opinion	Response Count
Agree?	15.9% (69)	49.7% (215)	9.7% (42)	2.3% (10)	22.4% (97)	433
Important?	27.6% (109)	44.8% (177)	5.6% (22)	1.5% (6)	20.5% (81)	395
	<i>answered question</i>					436
	<i>skipped question</i>					4

17. The information provided during Orientation was helpful to me.						
	Strong 'Yes'	'Yes'	'No'	Strong 'No'	No opinion	Response Count
Agree?	11.0% (48)	38.2% (166)	13.1% (57)	3.4% (15)	34.3% (149)	435
Important?	21.6% (86)	36.3% (145)	8.5% (34)	2.3% (9)	31.3% (125)	399
	<i>answered question</i>					439
	<i>skipped question</i>					1

18. It is convenient, either through WebAdvisor or at the Admissions and Records window or the Student Services center, to register for classes.						
	Strong 'Yes'	'Yes'	'No'	Strong 'No'	No opinion	Response Count
Agree?	42.6% (185)	50.2% (218)	3.2% (14)	2.3% (10)	1.6% (7)	434
Important?	56.8% (227)	39.5% (158)	2.0% (8)	0.3% (1)	1.5% (6)	400
	<i>answered question</i>					437
	<i>skipped question</i>					3

19. Counselors are available when I need to see them.						
	Strong 'Yes'	'Yes'	'No'	Strong 'No'	No opinion	Response Count
Agree?	18.1% (79)	48.1% (210)	19.5% (85)	4.3% (19)	10.1% (44)	437
Important?	48.4% (193)	40.1% (160)	4.3% (17)	1.3% (5)	6.0% (24)	399
	<i>answered question</i>					439
	<i>skipped question</i>					1

20. There are adequate support services for evening-only students.						
	Strong 'Yes'	'Yes'	'No'	Strong 'No'	No opinion	Response Count
Agree?	4.8% (21)	21.9% (95)	11.1% (48)	1.6% (7)	60.6% (263)	434
Important?	14.6% (58)	25.3% (100)	6.8% (27)	0.8% (3)	52.5% (208)	396
	<i>answered question</i>					437
	<i>skipped question</i>					3

21. There are adequate support services for Newark Center students.						
	Strong 'Yes'	'Yes'	'No'	Strong 'No'	No opinion	Response Count
Agree?	7.8% (34)	27.4% (119)	9.7% (42)	2.1% (9)	53.0% (230)	434
Important?	18.3% (73)	28.6% (114)	4.0% (16)	0.8% (3)	48.4% (193)	399
	<i>answered question</i>					438
	<i>skipped question</i>					2

22. The information in the printed class schedule is helpful and easy to understand.						
	Strong 'Yes'	'Yes'	'No'	Strong 'No'	No opinion	Response Count
Agree?	19.9% (87)	61.8% (270)	7.6% (33)	1.4% (6)	9.4% (41)	437
Important?	39.2% (157)	46.1% (185)	4.5% (18)	0.5% (2)	9.7% (39)	401
	<i>answered question</i>					440
	<i>skipped question</i>					0

23. I have used the requirements for degrees or certificates in the catalog to plan my educational/career goals.						
	Strong 'Yes'	'Yes'	'No'	Strong 'No'	No opinion	Response Count
Agree?	23.6% (102)	48.7% (211)	13.9% (60)	2.1% (9)	11.8% (51)	433
Important?	41.9% (166)	40.7% (161)	3.8% (15)	1.3% (5)	12.4% (49)	396
	<i>answered question</i>					437
	<i>skipped question</i>					3

24. I receive the assistance I need in academic advising and educational planning.						
	Strong 'Yes'	'Yes'	'No'	Strong 'No'	No opinion	Response Count
Agree?	17.7% (77)	48.3% (210)	15.2% (66)	4.1% (18)	14.7% (64)	435
Important?	47.1% (188)	34.6% (138)	3.5% (14)	1.3% (5)	13.5% (54)	399
	<i>answered question</i>					439
	<i>skipped question</i>					1

25. I am satisfied with the information I receive about career and transfer options.						
	Strong 'Yes'	'Yes'	'No'	Strong 'No'	No opinion	Response Count
Agree?	15.2% (66)	40.5% (176)	20.2% (88)	4.1% (18)	20.0% (87)	435
Important?	43.1% (172)	34.8% (139)	3.8% (15)	1.5% (6)	16.8% (67)	399
	<i>answered question</i>					438
	<i>skipped question</i>					2

26. The waitlist process has made it more efficient to register for the classes I want.						
	Strong 'Yes'	'Yes'	'No'	Strong 'No'	No opinion	Response Count
Agree?	11.8% (51)	39.2% (169)	18.6% (80)	4.2% (18)	26.2% (113)	431
Important?	27.3% (107)	39.5% (155)	7.7% (30)	1.8% (7)	23.7% (93)	392
	<i>answered question</i>					433
	<i>skipped question</i>					7

27. I receive satisfactory assistance from the Admissions and Records staff.						
	Strong 'Yes'	'Yes'	'No'	Strong 'No'	No opinion	Response Count
Agree?	10.0% (43)	44.3% (190)	15.9% (68)	4.4% (19)	25.4% (109)	429
Important?	28.7% (113)	41.4% (163)	5.8% (23)	1.3% (5)	22.8% (90)	394
	<i>answered question</i>					433
	<i>skipped question</i>					7

28. The Financial Aid staff provide me with good customer service.						
	Strong 'Yes'	'Yes'	'No'	Strong 'No'	No opinion	Response Count
Agree?	10.6% (46)	29.9% (130)	6.7% (29)	5.1% (22)	47.8% (208)	435
Important?	27.1% (108)	26.6% (106)	4.0% (16)	1.5% (6)	40.9% (163)	399
	<i>answered question</i>					438
	<i>skipped question</i>					2

29. I am satisfied with the quality and service available in the Cafeteria, food courts, and the vending machines.						
	Strong 'Yes'	'Yes'	'No'	Strong 'No'	No opinion	Response Count
Agree?	9.9% (43)	38.8% (169)	15.8% (69)	11.2% (49)	24.3% (106)	436
Important?	27.9% (111)	34.9% (139)	10.8% (43)	3.5% (14)	22.9% (91)	398
	<i>answered question</i>					438
	<i>skipped question</i>					2

30. Campus security officers are responsive.						
	Strong 'Yes'	'Yes'	'No'	Strong 'No'	No opinion	Response Count
Agree?	12.2% (53)	34.9% (152)	7.3% (32)	3.2% (14)	42.4% (185)	436
Important?	29.7% (118)	30.0% (119)	4.5% (18)	2.3% (9)	33.5% (133)	397
	<i>answered question</i>					438
	<i>skipped question</i>					2

31. I am satisfied with the availability of textbooks in the Bookstore.						
	Strong 'Yes'	'Yes'	'No'	Strong 'No'	No opinion	Response Count
Agree?	12.9% (56)	47.3% (205)	22.2% (96)	8.1% (35)	9.5% (41)	433
Important?	45.0% (180)	40.8% (163)	4.5% (18)	1.3% (5)	8.5% (34)	400
	<i>answered question</i>					437
	<i>skipped question</i>					3

32. I receive good customer service at the Bookstore.						
	Strong 'Yes'	'Yes'	'No'	Strong 'No'	No opinion	Response Count
Agree?	26.0% (113)	60.0% (261)	4.4% (19)	2.1% (9)	7.6% (33)	435
Important?	37.5% (149)	49.9% (198)	3.8% (15)	1.3% (5)	7.6% (30)	397
	<i>answered question</i>					437
	<i>skipped question</i>					3

33. I am satisfied with the service received at the Student Health Center.						
	Strong 'Yes'	'Yes'	'No'	Strong 'No'	No opinion	Response Count
Agree?	14.0% (61)	22.5% (98)	3.9% (17)	1.4% (6)	58.2% (253)	435
Important?	27.3% (108)	22.5% (89)	3.0% (12)	0.8% (3)	46.5% (184)	396
	<i>answered question</i>					437
	<i>skipped question</i>					3

34. My experiences at Ohlone have been consistent with what I expected from college publications and/or college representatives.						
	Strong 'Yes'	'Yes'	'No'	Strong 'No'	No opinion	Response Count
Agree?	12.0% (52)	57.5% (249)	8.1% (35)	2.3% (10)	20.1% (87)	433
Important?	26.0% (103)	47.2% (187)	7.1% (28)	0.5% (2)	19.2% (76)	396
	<i>answered question</i>					436
	<i>skipped question</i>					4

35. I have found the Ohlone campuses to be positive and supportive environments to pursue an education.						
	Strong 'Yes'	'Yes'	'No'	Strong 'No'	No opinion	Response Count
Agree?	23.0% (100)	62.1% (270)	5.7% (25)	0.5% (2)	8.7% (38)	435
Important?	42.2% (168)	46.0% (183)	1.5% (6)	0.3% (1)	10.1% (40)	398
	<i>answered question</i>					438
	<i>skipped question</i>					2

36. The student government effectively represents student interests.						
	Strong 'Yes'	'Yes'	'No'	Strong 'No'	No opinion	Response Count
Agree?	5.3% (23)	21.8% (95)	11.9% (52)	4.4% (19)	56.7% (247)	436
Important?	14.3% (57)	27.6% (110)	6.8% (27)	2.8% (11)	48.6% (194)	399
	<i>answered question</i>					439
	<i>skipped question</i>					1

37. I am interested in events, clubs, and activities if they are offered at a time when I can attend.						
	Strong 'Yes'	'Yes'	'No'	Strong 'No'	No opinion	Response Count
Agree?	14.4% (63)	32.7% (143)	17.2% (75)	5.0% (22)	30.7% (134)	437
Important?	16.1% (64)	29.0% (115)	18.4% (73)	3.5% (14)	33.0% (131)	397
	<i>answered question</i>					438
	<i>skipped question</i>					2

38. Ohlone College personnel treat all students with equal respect regardless of their age, ancestry, color, disability, gender, marital status, national origin, parental status, race, religion, sexual orientation, or veteran status.						
	Strong 'Yes'	'Yes'	'No'	Strong 'No'	No opinion	Response Count
Agree?	26.6% (116)	52.3% (228)	5.3% (23)	1.8% (8)	14.0% (61)	436
Important?	49.1% (196)	36.8% (147)	1.3% (5)	0.5% (2)	12.3% (49)	399
	<i>answered question</i>					438
	<i>skipped question</i>					2

39. The faculty and staff at Ohlone are sufficiently diverse to meet the needs of students.						
	Strong 'Yes'	'Yes'	'No'	Strong 'No'	No opinion	Response Count
Agree?	21.0% (91)	56.8% (246)	5.3% (23)	0.9% (4)	15.9% (69)	433
Important?	31.8% (127)	45.5% (182)	6.0% (24)	0.8% (3)	16.0% (64)	400
	<i>answered question</i>					437
	<i>skipped question</i>					3

40. The College promotes positive interaction among students from diverse backgrounds.						
	Strong 'Yes'	'Yes'	'No'	Strong 'No'	No opinion	Response Count
Agree?	24.1% (105)	49.4% (215)	7.6% (33)	1.1% (5)	17.7% (77)	435
Important?	33.5% (133)	41.3% (164)	6.8% (27)	0.5% (2)	17.9% (71)	397
	<i>answered question</i>					437
	<i>skipped question</i>					3

41. The College policies and practices demonstrate appropriate concern for issues of equity and diversity.						
	Strong 'Yes'	'Yes'	'No'	Strong 'No'	No opinion	Response Count
Agree?	16.8% (73)	48.0% (209)	5.3% (23)	0.5% (2)	29.4% (128)	435
Important?	26.3% (104)	42.5% (168)	5.3% (21)	0.3% (1)	25.6% (101)	395
	<i>answered question</i>					436
	<i>skipped question</i>					4

42. I have been made to feel comfortable here by staff and other students.						
	Strong 'Yes'	'Yes'	'No'	Strong 'No'	No opinion	Response Count
Agree?	21.1% (92)	64.1% (280)	7.3% (32)	0.9% (4)	6.6% (29)	437
Important?	36.8% (146)	52.1% (207)	3.3% (13)	1.3% (5)	6.5% (26)	397
	<i>answered question</i>					438
	<i>skipped question</i>					2



43. Campus facilities are well-maintained and provide a comfortable environment.						
	Strong 'Yes'	'Yes'	'No'	Strong 'No'	No opinion	Response Count
Agree?	19.2% (83)	57.7% (250)	13.4% (58)	4.4% (19)	5.3% (23)	433
Important?	40.5% (161)	49.2% (196)	4.3% (17)	0.3% (1)	5.8% (23)	398
	answered question					435
	skipped question					5



44. The campuses' landscaped areas are attractive.						
	Strong 'Yes'	'Yes'	'No'	Strong 'No'	No opinion	Response Count
Agree?	19.6% (85)	48.5% (210)	14.8% (64)	8.1% (35)	9.0% (39)	433
Important?	28.4% (112)	45.2% (178)	12.7% (50)	3.3% (13)	10.4% (41)	394
	answered question					435
	skipped question					5

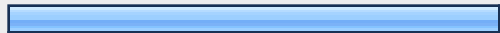
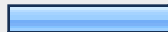
45. I feel safe on campus.						
	Strong 'Yes'	'Yes'	'No'	Strong 'No'	No opinion	Response Count
Agree?	26.5% (116)	62.3% (273)	5.0% (22)	1.1% (5)	5.0% (22)	438
Important?	47.6% (190)	44.1% (176)	2.5% (10)	1.0% (4)	4.8% (19)	399
	answered question					439
	skipped question					1



46. I would recommend taking classes at Ohlone College.						
	Strong 'Yes'	'Yes'	'No'	Strong 'No'	No opinion	Response Count
Agree?	31.3% (137)	57.5% (252)	4.3% (19)	0.5% (2)	6.4% (28)	438
Important?	34.7% (138)	46.2% (184)	6.8% (27)	1.0% (4)	11.3% (45)	398
	<i>answered question</i>					439
	<i>skipped question</i>					1






47. If I had it to do over again, I would attend Ohlone College.						
	Strong 'Yes'	'Yes'	'No'	Strong 'No'	No opinion	Response Count
Agree?	26.8% (117)	49.0% (214)	10.8% (47)	3.7% (16)	9.8% (43)	437
Important?	31.2% (124)	39.9% (159)	10.3% (41)	2.8% (11)	15.8% (63)	398
	<i>answered question</i>					439
	<i>skipped question</i>					1

48. I have met with a counselor who has assisted me in choosing my classes.			
		Response Percent	Response Count
Yes		78.5%	343
No		21.5%	94
	<i>answered question</i>		437
	<i>skipped question</i>		3

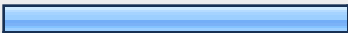

49. I have met with a counselor to work out a plan to graduate and/or to transfer.			
		Response Percent	Response Count
Yes		68.3%	298
No		31.7%	138
		<i>answered question</i>	436
		<i>skipped question</i>	4

50. If you answered 'No,' go to the next page; if you answered 'Yes,' please complete the following: The classes my counselor helped me choose minimized class conflicts at registration.			
		Response Percent	Response Count
Yes		75.7%	262
No		24.3%	84
		<i>answered question</i>	346
		<i>skipped question</i>	94

51. I took all the classes recommended by my counselor.			
		Response Percent	Response Count
Yes		70.8%	235
No		29.2%	97
		<i>answered question</i>	332
		<i>skipped question</i>	108

52. If you answered 'No,' please share with us your reasons:			
		Response Percent	Response Count
Scheduling conflicts between recommended classes		37.4%	43
Recommended class conflicted with another class I wanted to take		33.9%	39
Recommended class conflicted with other responsibilities (work, etc.) in my schedule		27.0%	31
I have chosen not to follow the plan I worked out with my counselor		16.5%	19
Other (please specify)		20.9%	24
		answered question	115
		skipped question	325

53. Pick the top 3 items from this survey, write down the item number, and tell us why the item was of importance or concern. Please add suggestions for improvement.		
		Response Count
		76
		answered question
		76
		skipped question
		364

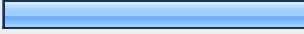





54. What is your gender?			
		Response Percent	Response Count
Female		52.8%	209
Male		47.2%	187
		answered question	396
		skipped question	44





55. What is your age?			Response Percent	Response Count
Under 18			2.1%	9
18-20			55.4%	241
21-24			23.7%	103
25-29			7.4%	32
30-39			6.2%	27
40-49			3.4%	15
50-59			1.4%	6
60+			0.5%	2
	answered question			435
	skipped question			5


56. What is your primary ethnicity?			
		Response Percent	Response Count
African American/Black		5.2%	22
Asian		34.1%	145
Filipino		12.0%	51
Hispanic/Latino		12.0%	51
Middle Eastern		2.1%	9
Native American		0.2%	1
Pacific Islander		1.4%	6
White		21.9%	93
Decline to state		5.4%	23
Other (please specify)		5.6%	24
		<i>answered question</i>	425
		<i>skipped question</i>	15





57. What is the primary language spoken in your home?			
		Response Percent	Response Count
English		62.8%	260
Arabic		0.7%	3
Chinese		12.8%	53
Farsi		2.4%	10
Hindi		1.4%	6
Japanese		0.2%	1
Korean		1.4%	6
Russian		0.5%	2
Spanish		4.3%	18
Tagalog		3.1%	13
Vietnamese		4.1%	17
Other (please specify)		6.0%	25
		answered question	414
		skipped question	26






58. Do you have a disability?			
		Response Percent	Response Count
Yes		5.6%	24
No		94.4%	407
		answered question	431
		skipped question	9












59. What is your current employment status?			
		Response Percent	Response Count
Not employed		46.4%	202
Part-time (less than 10 hours a week)		16.3%	71
Part-time (10-19 hours a week)		16.8%	73
Part-time (20-29 hours a week)		13.3%	58
Full-time (30-40 hours a week)		5.5%	24
More than full-time (more than 40 hours a week)		1.6%	7
		answered question	435
		skipped question	5






















60. Where are you currently taking Ohlone classes? (Check all that apply)			
		Response Percent	Response Count
Fremont campus		90.4%	395
Newark campus		35.5%	155
Online		19.0%	83
Another off-campus site		0.2%	1
		answered question	437
		skipped question	3

61. When are you primarily attending Ohlone classes this semester?			
		Response Percent	Response Count
Day only		100.0%	440
Evening only		0.0%	0
Day and evening		0.0%	0
Weekends only		0.0%	0
		<i>answered question</i>	440
		<i>skipped question</i>	0

62. How many units are you taking at Ohlone this semester?			
		Response Percent	Response Count
Less than 6 units		10.6%	46
6-11.5 units		30.0%	130
12-17.5 units		56.1%	243
18 units or more		3.2%	14
		<i>answered question</i>	433
		<i>skipped question</i>	7

63. How many semesters have you attended Ohlone, including this one?			
		Response Percent	Response Count
One		15.4%	66
Two		33.6%	144
Three		14.0%	60
Four		15.4%	66
Five or more		21.7%	93
		<i>answered question</i>	429
		<i>skipped question</i>	11

64. What is your current primary educational goal at Ohlone? (Select only one)			
		Response Percent	Response Count
Transfer after obtaining AA/AS		53.3%	221
Obtain AA/AS, not transfer		7.7%	32
Transfer without AA/AS		20.5%	85
Obtain vocational degree		0.0%	0
Obtain a certificate		2.2%	9
Maintain certificate or license		0.0%	0
Formulate career plans		1.0%	4
Acquire job skills		1.2%	5
Update job skills		1.0%	4
Basic skills improvement		1.0%	4
GED/high school		1.0%	4
Leisure/Personal enrichment		2.4%	10
Undecided		8.9%	37
		answered question	415
		skipped question	25

65. Please identify your major. (Select only one)			
		Response Percent	Response Count
Administration of Justice		3.5%	14
Biotechnology		3.7%	15
Business (including Administration, Accounting)		14.9%	60
Computer Science (including Computer Engineering, Networks)		1.7%	7
Deaf Studies/ASL/Interpreter Prep		0.7%	3
Early Childhood Studies		1.2%	5
English/Journalism		4.2%	17
Entertainment Design Technology/Broadcasting		0.5%	2
Environmental Studies		2.0%	8
Exercise Science/Athletic Training		1.2%	5
Graphic Arts/Multimedia/Interior Design		3.0%	12
Health Sciences (Nursing, PTA, RT)		19.3%	78
Liberal Arts		1.5%	6
Mathematics/Engineering		3.7%	15
Music		0.2%	1
Natural Sciences (including Biology, Chemistry, Physics, Geology)		5.7%	23
Real Estate		0.2%	1
Social Sciences		6.7%	27
Speech Communication		2.5%	10
Undecided		17.8%	72
Other (please specify)		5.7%	23

	<i>answered question</i>	404
	<i>skipped question</i>	36