

# Student Opinion Survey Spring 2009

1. Ohlone College offers a variety of courses to meet my needs and interests.						
	Strong 'Yes'	'Yes'	'No'	Strong 'No'	No opinion	Response Count
Agree?	31.8% (70)	<b>63.2% (139)</b>	3.6% (8)	0.5% (1)	0.9% (2)	220
Important?	<b>57.1% (120)</b>	37.6% (79)	2.9% (6)	0.0% (0)	2.4% (5)	210
<i>answered question</i>						<b>220</b>
<i>skipped question</i>						<b>0</b>

2. Courses at Ohlone are preparing me for my career or educational goal.						
	Strong 'Yes'	'Yes'	'No'	Strong 'No'	No opinion	Response Count
Agree?	38.6% (85)	<b>50.5% (111)</b>	4.5% (10)	1.4% (3)	5.0% (11)	220
Important?	<b>59.1% (123)</b>	34.1% (71)	2.4% (5)	0.0% (0)	4.3% (9)	208
<i>answered question</i>						<b>220</b>
<i>skipped question</i>						<b>0</b>

3. My instructors are highly skilled teachers and come to classes well prepared.						
	Strong 'Yes'	'Yes'	'No'	Strong 'No'	No opinion	Response Count
Agree?	<b>46.6% (102)</b>	<b>46.6% (102)</b>	4.6% (10)	0.0% (0)	2.3% (5)	219
Important?	<b>67.1% (139)</b>	30.4% (63)	0.5% (1)	0.0% (0)	1.9% (4)	207
<i>answered question</i>						<b>219</b>
<i>skipped question</i>						<b>1</b>

4. My instructors are available to talk with me about my questions and concerns outside of class.						
	Strong 'Yes'	'Yes'	'No'	Strong 'No'	No opinion	Response Count
Agree?	42.0% (92)	<b>45.2% (99)</b>	6.4% (14)	0.0% (0)	6.4% (14)	219
Important?	<b>56.6% (120)</b>	35.8% (76)	1.9% (4)	0.5% (1)	5.2% (11)	212
	<i>answered question</i>					<b>220</b>
	<i>skipped question</i>					<b>0</b>

5. My instructors have been fair in their grading.						
	Strong 'Yes'	'Yes'	'No'	Strong 'No'	No opinion	Response Count
Agree?	37.2% (81)	<b>53.7% (117)</b>	5.5% (12)	0.0% (0)	3.7% (8)	218
Important?	<b>57.5% (119)</b>	39.1% (81)	0.5% (1)	0.0% (0)	2.9% (6)	207
	<i>answered question</i>					<b>218</b>
	<i>skipped question</i>					<b>2</b>

6. My instructors give practical examples of how theories apply to real life.						
	Strong 'Yes'	'Yes'	'No'	Strong 'No'	No opinion	Response Count
Agree?	37.9% (83)	<b>47.5% (104)</b>	9.6% (21)	0.9% (2)	4.1% (9)	219
Important?	<b>50.7% (107)</b>	40.3% (85)	3.8% (8)	0.5% (1)	4.7% (10)	211
	<i>answered question</i>					<b>220</b>
	<i>skipped question</i>					<b>0</b>

7. The quality of instruction is excellent at Ohlone.						
	Strong 'Yes'	'Yes'	'No'	Strong 'No'	No opinion	Response Count
Agree?	32.9% (71)	<b>58.3% (126)</b>	2.8% (6)	0.5% (1)	5.6% (12)	216
Important?	<b>57.4% (120)</b>	39.7% (83)	0.0% (0)	0.0% (0)	2.9% (6)	209
	<i>answered question</i>					<b>218</b>
	<i>skipped question</i>					<b>2</b>

8. My instructors are responsive to my individual needs.						
	Strong 'Yes'	'Yes'	'No'	Strong 'No'	No opinion	Response Count
Agree?	32.6% (71)	<b>52.3% (114)</b>	6.9% (15)	1.4% (3)	6.9% (15)	218
Important?	<b>53.6% (113)</b>	37.0% (78)	3.8% (8)	0.0% (0)	5.7% (12)	211
	<i>answered question</i>					<b>219</b>
	<i>skipped question</i>					<b>1</b>

9. My instructors encourage me to be actively involved and participate in class.						
	Strong 'Yes'	'Yes'	'No'	Strong 'No'	No opinion	Response Count
Agree?	33.8% (74)	<b>52.1% (114)</b>	10.0% (22)	0.9% (2)	3.2% (7)	219
Important?	39.7% (83)	<b>40.7% (85)</b>	12.0% (25)	1.4% (3)	6.2% (13)	209
	<i>answered question</i>					<b>219</b>
	<i>skipped question</i>					<b>1</b>

10. Courses I need are offered at the times that are convenient to my schedule.						
	Strong 'Yes'	'Yes'	'No'	Strong 'No'	No opinion	Response Count
Agree?	21.6% (47)	<b>45.0% (98)</b>	23.9% (52)	7.8% (17)	1.8% (4)	218
Important?	<b>64.9% (137)</b>	27.5% (58)	3.3% (7)	2.4% (5)	1.9% (4)	211
	<i>answered question</i>					<b>219</b>
	<i>skipped question</i>					<b>1</b>

11. My instructors encourage students to examine different points of view.						
	Strong 'Yes'	'Yes'	'No'	Strong 'No'	No opinion	Response Count
Agree?	20.3% (44)	<b>55.3% (120)</b>	12.9% (28)	1.8% (4)	9.7% (21)	217
Important?	37.9% (78)	<b>45.6% (94)</b>	6.8% (14)	1.0% (2)	8.7% (18)	206
	<i>answered question</i>					<b>217</b>
	<i>skipped question</i>					<b>3</b>

12. My instructors engage me in learning by using technology in the classroom.						
	Strong 'Yes'	'Yes'	'No'	Strong 'No'	No opinion	Response Count
Agree?	24.9% (54)	<b>47.9% (104)</b>	18.0% (39)	2.3% (5)	6.9% (15)	217
Important?	34.0% (71)	<b>41.6% (87)</b>	12.4% (26)	1.9% (4)	10.0% (21)	209
	<i>answered question</i>					<b>217</b>
	<i>skipped question</i>					<b>3</b>

13. Sufficient tutoring resources are available in a variety of subjects.						
	Strong 'Yes'	'Yes'	'No'	Strong 'No'	No opinion	Response Count
Agree?	18.7% (40)	<b>43.9% (94)</b>	9.3% (20)	1.4% (3)	26.6% (57)	214
Important?	35.6% (73)	<b>36.6% (75)</b>	4.9% (10)	2.0% (4)	21.0% (43)	205
	<i>answered question</i>					<b>214</b>
	<i>skipped question</i>					<b>6</b>

14. My grade in a class has improved because I used the on-campus tutoring services.						
	Strong 'Yes'	'Yes'	'No'	Strong 'No'	No opinion	Response Count
Agree?	10.4% (22)	19.3% (41)	19.8% (42)	3.3% (7)	<b>47.2% (100)</b>	212
Important?	24.0% (49)	22.5% (46)	13.2% (27)	1.0% (2)	<b>39.2% (80)</b>	204
	<i>answered question</i>					<b>213</b>
	<i>skipped question</i>					<b>7</b>

15. The Ohlone library/learning resource center provides me access to the information I need for my assignments.						
	Strong 'Yes'	'Yes'	'No'	Strong 'No'	No opinion	Response Count
Agree?	15.3% (33)	<b>39.5% (85)</b>	5.1% (11)	1.4% (3)	38.6% (83)	215
Important?	<b>32.5% (66)</b>	<b>32.5% (66)</b>	4.4% (9)	0.0% (0)	30.5% (62)	203
	<i>answered question</i>					<b>215</b>
	<i>skipped question</i>					<b>5</b>

<b>16. The current library hours meet my research and study needs.</b>						
	<b>Strong 'Yes'</b>	<b>'Yes'</b>	<b>'No'</b>	<b>Strong 'No'</b>	<b>No opinion</b>	<b>Response Count</b>
Agree?	13.0% (28)	29.3% (63)	16.3% (35)	1.4% (3)	<b>40.0% (86)</b>	215
Important?	27.0% (55)	30.4% (62)	8.8% (18)	0.5% (1)	<b>33.3% (68)</b>	204
	<i>answered question</i>					<b>215</b>
	<i>skipped question</i>					<b>5</b>

<b>17. The information provided during Orientation was helpful to me.</b>						
	<b>Strong 'Yes'</b>	<b>'Yes'</b>	<b>'No'</b>	<b>Strong 'No'</b>	<b>No opinion</b>	<b>Response Count</b>
Agree?	13.6% (29)	24.4% (52)	9.9% (21)	1.9% (4)	<b>50.2% (107)</b>	213
Important?	23.4% (48)	23.9% (49)	5.4% (11)	2.9% (6)	<b>44.4% (91)</b>	205
	<i>answered question</i>					<b>214</b>
	<i>skipped question</i>					<b>6</b>

<b>18. It is convenient, either through WebAdvisor or at the Admissions and Records window or the Student Services center, to register for classes.</b>						
	<b>Strong 'Yes'</b>	<b>'Yes'</b>	<b>'No'</b>	<b>Strong 'No'</b>	<b>No opinion</b>	<b>Response Count</b>
Agree?	<b>44.7% (96)</b>	43.7% (94)	4.2% (9)	2.3% (5)	5.1% (11)	215
Important?	<b>55.8% (115)</b>	35.9% (74)	2.9% (6)	1.0% (2)	4.4% (9)	206
	<i>answered question</i>					<b>215</b>
	<i>skipped question</i>					<b>5</b>

19. Counselors are available when I need to see them.						
	Strong 'Yes'	'Yes'	'No'	Strong 'No'	No opinion	Response Count
Agree?	13.5% (29)	<b>35.8% (77)</b>	17.7% (38)	4.2% (9)	28.8% (62)	215
Important?	35.3% (73)	<b>36.7% (76)</b>	3.9% (8)	0.0% (0)	24.2% (50)	207
	<i>answered question</i>					<b>215</b>
	<i>skipped question</i>					<b>5</b>

20. There are adequate support services for evening-only students.						
	Strong 'Yes'	'Yes'	'No'	Strong 'No'	No opinion	Response Count
Agree?	8.9% (19)	<b>34.7% (74)</b>	23.9% (51)	7.0% (15)	25.4% (54)	213
Important?	<b>36.0% (73)</b>	35.0% (71)	5.9% (12)	1.0% (2)	22.2% (45)	203
	<i>answered question</i>					<b>213</b>
	<i>skipped question</i>					<b>7</b>

21. There are adequate support services for Newark Center students.						
	Strong 'Yes'	'Yes'	'No'	Strong 'No'	No opinion	Response Count
Agree?	11.6% (25)	27.0% (58)	10.7% (23)	2.3% (5)	<b>48.4% (104)</b>	215
Important?	27.0% (55)	25.0% (51)	2.0% (4)	1.5% (3)	<b>44.6% (91)</b>	204
	<i>answered question</i>					<b>215</b>
	<i>skipped question</i>					<b>5</b>

22. The information in the printed class schedule is helpful and easy to understand.						
	Strong 'Yes'	'Yes'	'No'	Strong 'No'	No opinion	Response Count
Agree?	22.0% (47)	<b>51.9% (111)</b>	4.2% (9)	2.8% (6)	19.2% (41)	214
Important?	32.4% (66)	<b>42.6% (87)</b>	2.9% (6)	0.0% (0)	22.1% (45)	204
	<i>answered question</i>					<b>214</b>
	<i>skipped question</i>					<b>6</b>

23. I have used the requirements for degrees or certificates in the catalog to plan my educational/career goals.						
	Strong 'Yes'	'Yes'	'No'	Strong 'No'	No opinion	Response Count
Agree?	25.5% (54)	<b>38.2% (81)</b>	13.2% (28)	3.8% (8)	19.3% (41)	212
Important?	34.8% (71)	<b>35.3% (72)</b>	3.4% (7)	2.9% (6)	23.5% (48)	204
	<i>answered question</i>					<b>213</b>
	<i>skipped question</i>					<b>7</b>

24. I receive the assistance I need in academic advising and educational planning.						
	Strong 'Yes'	'Yes'	'No'	Strong 'No'	No opinion	Response Count
Agree?	15.0% (32)	<b>36.4% (78)</b>	14.5% (31)	4.7% (10)	29.4% (63)	214
Important?	<b>38.5% (79)</b>	31.2% (64)	3.4% (7)	1.5% (3)	25.4% (52)	205
	<i>answered question</i>					<b>214</b>
	<i>skipped question</i>					<b>6</b>

25. I am satisfied with the information I receive about career and transfer options.						
	Strong 'Yes'	'Yes'	'No'	Strong 'No'	No opinion	Response Count
Agree?	12.3% (26)	<b>39.2% (83)</b>	10.8% (23)	1.9% (4)	35.8% (76)	212
Important?	31.4% (64)	<b>34.3% (70)</b>	3.9% (8)	0.0% (0)	30.4% (62)	204
	<i>answered question</i>					<b>213</b>
	<i>skipped question</i>					<b>7</b>

26. The waitlist process has made it more efficient to register for the classes I want.						
	Strong 'Yes'	'Yes'	'No'	Strong 'No'	No opinion	Response Count
Agree?	21.3% (45)	<b>34.6% (73)</b>	11.4% (24)	2.8% (6)	29.9% (63)	211
Important?	<b>33.8% (68)</b>	33.3% (67)	3.5% (7)	0.5% (1)	28.9% (58)	201
	<i>answered question</i>					<b>211</b>
	<i>skipped question</i>					<b>9</b>

27. I receive satisfactory assistance from the Admissions and Records staff.						
	Strong 'Yes'	'Yes'	'No'	Strong 'No'	No opinion	Response Count
Agree?	12.4% (26)	<b>43.3% (91)</b>	8.1% (17)	3.3% (7)	32.9% (69)	210
Important?	30.0% (60)	<b>37.0% (74)</b>	3.0% (6)	1.0% (2)	29.0% (58)	200
	<i>answered question</i>					<b>211</b>
	<i>skipped question</i>					<b>9</b>

<b>28. The Financial Aid staff provide me with good customer service.</b>						
	<b>Strong 'Yes'</b>	<b>'Yes'</b>	<b>'No'</b>	<b>Strong 'No'</b>	<b>No opinion</b>	<b>Response Count</b>
Agree?	10.1% (21)	21.7% (45)	5.3% (11)	2.4% (5)	<b>60.4% (125)</b>	207
Important?	23.9% (47)	23.9% (47)	2.0% (4)	1.5% (3)	<b>48.7% (96)</b>	197
	<i>answered question</i>					<b>208</b>
	<i>skipped question</i>					<b>12</b>

<b>29. I am satisfied with the quality and service available in the Cafeteria, food courts, and the vending machines.</b>						
	<b>Strong 'Yes'</b>	<b>'Yes'</b>	<b>'No'</b>	<b>Strong 'No'</b>	<b>No opinion</b>	<b>Response Count</b>
Agree?	11.4% (24)	25.6% (54)	8.5% (18)	7.1% (15)	<b>47.4% (100)</b>	211
Important?	22.1% (44)	26.6% (53)	5.0% (10)	3.5% (7)	<b>42.7% (85)</b>	199
	<i>answered question</i>					<b>211</b>
	<i>skipped question</i>					<b>9</b>

<b>30. Campus security officers are responsive.</b>						
	<b>Strong 'Yes'</b>	<b>'Yes'</b>	<b>'No'</b>	<b>Strong 'No'</b>	<b>No opinion</b>	<b>Response Count</b>
Agree?	11.4% (24)	30.3% (64)	4.3% (9)	5.2% (11)	<b>48.8% (103)</b>	211
Important?	29.9% (59)	29.9% (59)	1.0% (2)	2.0% (4)	<b>37.1% (73)</b>	197
	<i>answered question</i>					<b>212</b>
	<i>skipped question</i>					<b>8</b>

31. I am satisfied with the availability of textbooks in the Bookstore.						
	Strong 'Yes'	'Yes'	'No'	Strong 'No'	No opinion	Response Count
Agree?	12.3% (26)	<b>48.1% (102)</b>	13.7% (29)	4.2% (9)	21.7% (46)	212
Important?	37.3% (75)	<b>38.3% (77)</b>	5.0% (10)	1.0% (2)	18.4% (37)	201
	<i>answered question</i>					<b>212</b>
	<i>skipped question</i>					<b>8</b>

32. I receive good customer service at the Bookstore.						
	Strong 'Yes'	'Yes'	'No'	Strong 'No'	No opinion	Response Count
Agree?	21.6% (46)	<b>48.4% (103)</b>	6.6% (14)	1.4% (3)	22.1% (47)	213
Important?	33.2% (67)	<b>42.1% (85)</b>	3.5% (7)	0.0% (0)	21.3% (43)	202
	<i>answered question</i>					<b>214</b>
	<i>skipped question</i>					<b>6</b>

33. I am satisfied with the service received at the Student Health Center.						
	Strong 'Yes'	'Yes'	'No'	Strong 'No'	No opinion	Response Count
Agree?	8.1% (17)	18.0% (38)	0.9% (2)	0.5% (1)	<b>72.5% (153)</b>	211
Important?	16.4% (33)	21.4% (43)	1.5% (3)	0.5% (1)	<b>60.2% (121)</b>	201
	<i>answered question</i>					<b>213</b>
	<i>skipped question</i>					<b>7</b>

<b>34. My experiences at Ohlone have been consistent with what I expected from college publications and/or college representatives.</b>						
	<b>Strong 'Yes'</b>	<b>'Yes'</b>	<b>'No'</b>	<b>Strong 'No'</b>	<b>No opinion</b>	<b>Response Count</b>
Agree?	17.8% (38)	<b>51.9% (111)</b>	7.5% (16)	0.5% (1)	22.4% (48)	214
Important?	30.9% (63)	<b>45.6% (93)</b>	2.0% (4)	0.0% (0)	21.6% (44)	204
	<i>answered question</i>					<b>215</b>
	<i>skipped question</i>					<b>5</b>

<b>35. I have found the Ohlone campuses to be positive and supportive environments to pursue an education.</b>						
	<b>Strong 'Yes'</b>	<b>'Yes'</b>	<b>'No'</b>	<b>Strong 'No'</b>	<b>No opinion</b>	<b>Response Count</b>
Agree?	28.4% (61)	<b>56.3% (121)</b>	3.3% (7)	0.9% (2)	11.2% (24)	215
Important?	42.9% (88)	<b>46.3% (95)</b>	0.5% (1)	0.0% (0)	10.2% (21)	205
	<i>answered question</i>					<b>216</b>
	<i>skipped question</i>					<b>4</b>

<b>36. The student government effectively represents student interests.</b>						
	<b>Strong 'Yes'</b>	<b>'Yes'</b>	<b>'No'</b>	<b>Strong 'No'</b>	<b>No opinion</b>	<b>Response Count</b>
Agree?	6.6% (14)	19.2% (41)	5.6% (12)	2.3% (5)	<b>66.2% (141)</b>	213
Important?	11.9% (24)	22.9% (46)	3.5% (7)	2.0% (4)	<b>59.7% (120)</b>	201
	<i>answered question</i>					<b>213</b>
	<i>skipped question</i>					<b>7</b>

<b>37. I am interested in events, clubs, and activities if they are offered at a time when I can attend.</b>						
	<b>Strong 'Yes'</b>	<b>'Yes'</b>	<b>'No'</b>	<b>Strong 'No'</b>	<b>No opinion</b>	<b>Response Count</b>
Agree?	10.8% (23)	27.2% (58)	17.8% (38)	2.3% (5)	<b>41.8% (89)</b>	213
Important?	17.6% (36)	26.3% (54)	11.7% (24)	3.4% (7)	<b>41.0% (84)</b>	205
	<i>answered question</i>					<b>214</b>
	<i>skipped question</i>					<b>6</b>

<b>38. Ohlone College personnel treat all students with equal respect regardless of their age, ancestry, color, disability, gender, marital status, national origin, parental status, race, religion, sexual orientation, or veteran status.</b>						
	<b>Strong 'Yes'</b>	<b>'Yes'</b>	<b>'No'</b>	<b>Strong 'No'</b>	<b>No opinion</b>	<b>Response Count</b>
Agree?	28.2% (61)	<b>49.5% (107)</b>	3.7% (8)	0.9% (2)	17.6% (38)	216
Important?	<b>44.6% (91)</b>	37.7% (77)	2.0% (4)	0.5% (1)	15.2% (31)	204
	<i>answered question</i>					<b>216</b>
	<i>skipped question</i>					<b>4</b>

<b>39. The faculty and staff at Ohlone are sufficiently diverse to meet the needs of students.</b>						
	<b>Strong 'Yes'</b>	<b>'Yes'</b>	<b>'No'</b>	<b>Strong 'No'</b>	<b>No opinion</b>	<b>Response Count</b>
Agree?	22.9% (49)	<b>47.7% (102)</b>	3.7% (8)	0.5% (1)	25.2% (54)	214
Important?	36.9% (76)	<b>40.3% (83)</b>	1.5% (3)	0.0% (0)	21.4% (44)	206
	<i>answered question</i>					<b>215</b>
	<i>skipped question</i>					<b>5</b>

40. The College promotes positive interaction among students from diverse backgrounds.						
	Strong 'Yes'	'Yes'	'No'	Strong 'No'	No opinion	Response Count
Agree?	23.6% (51)	<b>49.5% (107)</b>	1.9% (4)	0.5% (1)	24.5% (53)	216
Important?	35.6% (73)	<b>39.0% (80)</b>	3.4% (7)	0.0% (0)	22.0% (45)	205
	<i>answered question</i>					<b>216</b>
	<i>skipped question</i>					<b>4</b>

41. The College policies and practices demonstrate appropriate concern for issues of equity and diversity.						
	Strong 'Yes'	'Yes'	'No'	Strong 'No'	No opinion	Response Count
Agree?	20.7% (44)	<b>39.4% (84)</b>	2.8% (6)	0.5% (1)	36.6% (78)	213
Important?	30.2% (61)	<b>34.7% (70)</b>	2.5% (5)	0.0% (0)	32.7% (66)	202
	<i>answered question</i>					<b>214</b>
	<i>skipped question</i>					<b>6</b>

42. I have been made to feel comfortable here by staff and other students.						
	Strong 'Yes'	'Yes'	'No'	Strong 'No'	No opinion	Response Count
Agree?	26.2% (56)	<b>56.5% (121)</b>	6.1% (13)	0.5% (1)	10.7% (23)	214
Important?	38.4% (78)	<b>47.8% (97)</b>	2.5% (5)	0.0% (0)	11.3% (23)	203
	<i>answered question</i>					<b>214</b>
	<i>skipped question</i>					<b>6</b>



43. Campus facilities are well-maintained and provide a comfortable environment.						
	Strong 'Yes'	'Yes'	'No'	Strong 'No'	No opinion	Response Count
Agree?	18.4% (39)	<b>60.4% (128)</b>	10.4% (22)	3.8% (8)	7.1% (15)	212
Important?	36.6% (74)	<b>50.0% (101)</b>	4.0% (8)	2.5% (5)	6.9% (14)	202
	<i>answered question</i>					<b>212</b>
	<i>skipped question</i>					<b>8</b>



44. The campuses' landscaped areas are attractive.						
	Strong 'Yes'	'Yes'	'No'	Strong 'No'	No opinion	Response Count
Agree?	22.4% (48)	<b>48.1% (103)</b>	16.4% (35)	2.8% (6)	10.3% (22)	214
Important?	25.7% (52)	<b>47.0% (95)</b>	13.9% (28)	1.5% (3)	11.9% (24)	202
	<i>answered question</i>					<b>214</b>
	<i>skipped question</i>					<b>6</b>



45. I feel safe on campus.						
	Strong 'Yes'	'Yes'	'No'	Strong 'No'	No opinion	Response Count
Agree?	24.8% (53)	<b>56.5% (121)</b>	9.8% (21)	1.4% (3)	7.5% (16)	214
Important?	<b>48.0% (98)</b>	42.6% (87)	2.5% (5)	0.5% (1)	6.4% (13)	204
	<i>answered question</i>					<b>214</b>
	<i>skipped question</i>					<b>6</b>



46. I would recommend taking classes at Ohlone College.						
	Strong 'Yes'	'Yes'	'No'	Strong 'No'	No opinion	Response Count
Agree?	39.3% (84)	<b>52.8% (113)</b>	1.9% (4)	1.4% (3)	4.7% (10)	214
Important?	43.6% (88)	<b>44.1% (89)</b>	3.0% (6)	0.5% (1)	8.9% (18)	202
	<i>answered question</i>					<b>214</b>
	<i>skipped question</i>					<b>6</b>

47. If I had it to do over again, I would attend Ohlone College.						
	Strong 'Yes'	'Yes'	'No'	Strong 'No'	No opinion	Response Count
Agree?	37.6% (80)	<b>47.9% (102)</b>	4.7% (10)	1.4% (3)	8.5% (18)	213
Important?	40.3% (81)	<b>42.3% (85)</b>	2.0% (4)	1.0% (2)	14.4% (29)	201
	<i>answered question</i>					<b>213</b>
	<i>skipped question</i>					<b>7</b>

48. I have met with a counselor who has assisted me in choosing my classes.			
		Response Percent	Response Count
Yes		48.8%	104
No		51.2%	109
	<i>answered question</i>		<b>213</b>
	<i>skipped question</i>		<b>7</b>

<b>49. I have met with a counselor to work out a plan to graduate and/or to transfer.</b>			
		<b>Response Percent</b>	<b>Response Count</b>
<b>Yes</b>		38.5%	82
<b>No</b>		61.5%	131
<b>answered question</b>			<b>213</b>
<b>skipped question</b>			<b>7</b>

<b>50. If you answered 'No,' go to the next page; if you answered 'Yes,' please complete the following: The classes my counselor helped me choose minimized class conflicts at registration.</b>			
		<b>Response Percent</b>	<b>Response Count</b>
<b>Yes</b>		60.3%	70
<b>No</b>		39.7%	46
<b>answered question</b>			<b>116</b>
<b>skipped question</b>			<b>104</b>

<b>51. I took all the classes recommended by my counselor.</b>			
		<b>Response Percent</b>	<b>Response Count</b>
<b>Yes</b>		69.2%	74
<b>No</b>		30.8%	33
<b>answered question</b>			<b>107</b>
<b>skipped question</b>			<b>113</b>

**52. If you answered 'No,' please share with us your reasons:**

		Response Percent	Response Count
Scheduling conflicts between recommended classes		31.8%	14
Recommended class conflicted with another class I wanted to take		20.5%	9
<b>Recommended class conflicted with other responsibilities (work, etc.) in my schedule</b>		<b>36.4%</b>	<b>16</b>
I have chosen not to follow the plan I worked out with my counselor		15.9%	7
Other (please specify)		27.3%	12
		<i>answered question</i>	<b>44</b>
		<i>skipped question</i>	<b>176</b>











**53. Pick the top 3 items from this survey, write down the item number, and tell us why the item was of importance or concern. Please add suggestions for improvement.**










		Response Count
		38
		<i>answered question</i>
		<b>38</b>
		<i>skipped question</i>
		<b>182</b>



**54. What is your gender?**



		Response Percent	Response Count
Female		54.9%	89
Male		45.1%	73
		<i>answered question</i>	<b>162</b>
		<i>skipped question</i>	<b>58</b>





55. What is your age?			Response Percent	Response Count
Under 18			3.8%	8
18-20			14.6%	31
21-24			20.2%	43
<b>25-29</b>			<b>21.1%</b>	<b>45</b>
30-39			19.7%	42
40-49			13.1%	28
50-59			6.1%	13
60+			1.4%	3
		<b>answered question</b>		<b>213</b>
		<b>skipped question</b>		<b>7</b>

56. What is your primary ethnicity?			
		Response Percent	Response Count
African American/Black		2.9%	6
<b>Asian</b>		<b>30.1%</b>	<b>63</b>
Filipino		9.6%	20
Hispanic/Latino		14.4%	30
Middle Eastern		4.8%	10
Native American		1.0%	2
Pacific Islander		1.9%	4
White		26.8%	56
Decline to state		6.2%	13
Other (please specify)		2.4%	5
		<b><i>answered question</i></b>	<b>209</b>
		<b><i>skipped question</i></b>	<b>11</b>

57. What is the primary language spoken in your home?			Response Percent	Response Count
English			69.8%	141
Arabic			0.0%	0
Chinese			5.0%	10
Farsi			1.0%	2
Hindi			4.0%	8
Japanese			0.5%	1
Korean			0.0%	0
Russian			0.0%	0
Spanish			3.5%	7
Tagalog			3.0%	6
Vietnamese			3.0%	6
Other (please specify)			10.4%	21
			<b>answered question</b>	<b>202</b>
			<b>skipped question</b>	<b>18</b>






58. Do you have a disability?			Response Percent	Response Count
Yes			7.5%	16
No			92.5%	198
			<b>answered question</b>	<b>214</b>
			<b>skipped question</b>	<b>6</b>














59. What is your current employment status?			
		Response Percent	Response Count
Not employed		29.0%	62
Part-time (less than 10 hours a week)		4.2%	9
Part-time (10-19 hours a week)		7.0%	15
Part-time (20-29 hours a week)		7.5%	16
<b>Full-time (30-40 hours a week)</b>		<b>38.3%</b>	<b>82</b>
More than full-time (more than 40 hours a week)		14.0%	30
		<b><i>answered question</i></b>	<b>214</b>
		<b><i>skipped question</i></b>	<b>6</b>





















60. Where are you currently taking Ohlone classes? (Check all that apply)			
		Response Percent	Response Count
<b>Fremont campus</b>		<b>75.3%</b>	<b>162</b>
Newark campus		39.5%	85
Online		14.0%	30
Another off-campus site		0.9%	2
		<b><i>answered question</i></b>	<b>215</b>
		<b><i>skipped question</i></b>	<b>5</b>

61. When are you primarily attending Ohlone classes this semester?			
		Response Percent	Response Count
Day only		0.0%	0
<b>Evening only</b>		<b>100.0%</b>	<b>220</b>
Day and evening		0.0%	0
Weekends only		0.0%	0
		<i>answered question</i>	<b>220</b>
		<i>skipped question</i>	<b>0</b>

62. How many units are you taking at Ohlone this semester?			
		Response Percent	Response Count
<b>Less than 6 units</b>		<b>50.2%</b>	<b>108</b>
6-11.5 units		33.5%	72
12-17.5 units		15.8%	34
18 units or more		0.5%	1
		<i>answered question</i>	<b>215</b>
		<i>skipped question</i>	<b>5</b>

63. How many semesters have you attended Ohlone, including this one?			
		Response Percent	Response Count
One		26.9%	58
Two		19.0%	41
Three		13.0%	28
Four		12.5%	27
Five or more		28.7%	62
		<i>answered question</i>	216
		<i>skipped question</i>	4

64. What is your current primary educational goal at Ohlone? (Select only one)			
		Response Percent	Response Count
Transfer after obtaining AA/AS		31.7%	66
Obtain AA/AS, not transfer		15.9%	33
Transfer without AA/AS		13.0%	27
Obtain vocational degree		1.4%	3
Obtain a certificate		3.4%	7
Maintain certificate or license		1.0%	2
Formulate career plans		1.4%	3
Acquire job skills		4.8%	10
Update job skills		3.4%	7
Basic skills improvement		1.4%	3
GED/high school		2.4%	5
Leisure/Personal enrichment		9.6%	20
Undecided		10.6%	22
		<b>answered question</b>	<b>208</b>
		<b>skipped question</b>	<b>12</b>

65. Please identify your major. (Select only one)			
		Response Percent	Response Count
Administration of Justice		4.1%	8
Biotechnology		1.0%	2
Business (including Administration, Accounting)		12.2%	24
Computer Science (including Computer Engineering, Networks)		10.7%	21
Deaf Studies/ASL/Interpreter Prep		4.1%	8
Early Childhood Studies		5.6%	11
English/Journalism		5.1%	10
Entertainment Design Technology/Broadcasting		1.5%	3
Environmental Studies		0.5%	1
Exercise Science/Athletic Training		1.0%	2
Graphic Arts/Multimedia/Interior Design		2.0%	4
<b>Health Sciences (Nursing, PTA, RT)</b>		<b>20.4%</b>	<b>40</b>
Liberal Arts		1.5%	3
Mathematics/Engineering		6.6%	13
Music		2.6%	5
Natural Sciences (including Biology, Chemistry, Physics, Geology)		1.5%	3
Real Estate		0.0%	0
Social Sciences		1.5%	3
Speech Communication		2.6%	5
Undecided		11.7%	23
Other (please specify)		3.6%	7

	<i>answered question</i>	196
	<i>skipped question</i>	24