

Student Opinion Survey Spring 2007

Ohlone College offers a variety of courses to meet my needs and interests.						
	Strong 'Yes'	'Yes'	'No'	Strong 'No'	No opinion	Response Count
Agree?	22.7% (68)	64.7% (194)	9.0% (27)	1.0% (3)	2.7% (8)	300
Important?	72.5% (214)	26.4% (78)	0.7% (2)	0.0% (0)	0.3% (1)	295
	<i>answered question</i>					302
	<i>skipped question</i>					0

Courses at Ohlone are preparing me for my career or educational goal.						
	Strong 'Yes'	'Yes'	'No'	Strong 'No'	No opinion	Response Count
Agree?	30.0% (90)	60.0% (180)	5.3% (16)	0.3% (1)	4.3% (13)	300
Important?	71.8% (214)	27.2% (81)	0.3% (1)	0.3% (1)	0.3% (1)	298
	<i>answered question</i>					302
	<i>skipped question</i>					0

My instructors are highly skilled teachers and come to classes well prepared.						
	Strong 'Yes'	'Yes'	'No'	Strong 'No'	No opinion	Response Count
Agree?	28.2% (85)	58.8% (177)	6.6% (20)	2.0% (6)	4.3% (13)	301
Important?	71.1% (212)	26.8% (80)	1.3% (4)	0.3% (1)	0.3% (1)	298
	<i>answered question</i>					302
	<i>skipped question</i>					0

My instructors are available to talk with me about my questions and concerns outside of class.						
	Strong 'Yes'	'Yes'	'No'	Strong 'No'	No opinion	Response Count
Agree?	28.4% (85)	54.5% (163)	8.0% (24)	1.7% (5)	7.4% (22)	299
Important?	55.9% (166)	39.7% (118)	3.4% (10)	0.0% (0)	1.0% (3)	297
	<i>answered question</i>					301
	<i>skipped question</i>					1

My instructors have been fair in their grading.						
	Strong 'Yes'	'Yes'	'No'	Strong 'No'	No opinion	Response Count
Agree?	24.0% (72)	58.3% (175)	6.7% (20)	1.0% (3)	10.0% (30)	300
Important?	69.2% (207)	28.1% (84)	2.0% (6)	0.0% (0)	0.7% (2)	299
	answered question					302
	skipped question					0

My instructors give practical examples of how theories apply to real life.						
	Strong 'Yes'	'Yes'	'No'	Strong 'No'	No opinion	Response Count
Agree?	25.7% (76)	49.7% (147)	14.9% (44)	2.4% (7)	7.4% (22)	296
Important?	54.8% (160)	37.0% (108)	7.2% (21)	0.7% (2)	0.3% (1)	292
	answered question					299
	skipped question					3

The quality of instruction is excellent at Ohlone.						
	Strong 'Yes'	'Yes'	'No'	Strong 'No'	No opinion	Response Count
Agree?	16.1% (48)	61.2% (183)	10.7% (32)	1.7% (5)	10.4% (31)	299
Important?	62.2% (183)	34.4% (101)	2.4% (7)	0.3% (1)	0.7% (2)	294
	answered question					302
	skipped question					0

My instructors are responsive to my individual needs.						
	Strong 'Yes'	'Yes'	'No'	Strong 'No'	No opinion	Response Count
Agree?	15.3% (45)	54.2% (160)	16.9% (50)	2.0% (6)	11.5% (34)	295
Important?	47.4% (139)	44.7% (131)	5.5% (16)	1.4% (4)	1.0% (3)	293
	answered question					300
	skipped question					2

My instructors encourage me to be actively involved and participate in class.						
	Strong 'Yes'	'Yes'	'No'	Strong 'No'	No opinion	Response Count
Agree?	25.0% (74)	54.4% (161)	10.8% (32)	1.4% (4)	8.4% (25)	296
Important?	39.9% (117)	41.6% (122)	16.0% (47)	1.7% (5)	0.7% (2)	293
	answered question					300
	skipped question					2

Courses I need are offered at the times that are convenient to my schedule.						
	Strong 'Yes'	'Yes'	'No'	Strong 'No'	No opinion	Response Count
Agree?	13.3% (40)	41.7% (125)	29.0% (87)	12.7% (38)	3.3% (10)	300
Important?	68.9% (204)	28.0% (83)	2.7% (8)	0.0% (0)	0.3% (1)	296
	answered question					302
	skipped question					0

My instructors encourage students to examine different points of view.						
	Strong 'Yes'	'Yes'	'No'	Strong 'No'	No opinion	Response Count
Agree?	15.7% (47)	58.2% (174)	15.7% (47)	0.7% (2)	9.7% (29)	299
Important?	36.9% (110)	54.7% (163)	7.7% (23)	0.3% (1)	0.3% (1)	298
	answered question					301
	skipped question					1

My instructors engage me in learning by using technology in the classroom.						
	Strong 'Yes'	'Yes'	'No'	Strong 'No'	No opinion	Response Count
Agree?	18.5% (55)	48.7% (145)	17.1% (51)	3.7% (11)	12.1% (36)	298
Important?	36.4% (107)	42.2% (124)	20.1% (59)	1.0% (3)	0.3% (1)	294
	answered question					300
	skipped question					2

Sufficient tutoring resources are available in a variety of subjects.						
	Strong 'Yes'	'Yes'	'No'	Strong 'No'	No opinion	Response Count
Agree?	17.1% (51)	39.3% (117)	16.8% (50)	2.0% (6)	24.8% (74)	298
Important?	50.5% (145)	35.9% (103)	11.5% (33)	1.7% (5)	0.3% (1)	287
	<i>answered question</i>					300
	<i>skipped question</i>					2

My grade in a class has improved because I used the on-campus tutoring services.						
	Strong 'Yes'	'Yes'	'No'	Strong 'No'	No opinion	Response Count
Agree?	8.1% (24)	22.6% (67)	19.6% (58)	5.7% (17)	43.9% (130)	296
Important?	34.6% (97)	37.9% (106)	22.1% (62)	4.3% (12)	1.1% (3)	280
	<i>answered question</i>					299
	<i>skipped question</i>					3

The Ohlone library provides me access to the information I need for my assignments.						
	Strong 'Yes'	'Yes'	'No'	Strong 'No'	No opinion	Response Count
Agree?	18.4% (55)	37.1% (111)	11.7% (35)	1.7% (5)	31.1% (93)	299
Important?	44.9% (128)	40.7% (116)	12.6% (36)	1.4% (4)	0.4% (1)	285
	<i>answered question</i>					301
	<i>skipped question</i>					1

The current library hours meet my research and study needs.						
	Strong 'Yes'	'Yes'	'No'	Strong 'No'	No opinion	Response Count
Agree?	14.8% (44)	37.0% (110)	12.1% (36)	6.4% (19)	29.6% (88)	297
Important?	45.8% (131)	40.9% (117)	10.5% (30)	2.1% (6)	0.7% (2)	286
	<i>answered question</i>					300
	<i>skipped question</i>					2

The information provided during Orientation was helpful to me.						
	Strong 'Yes'	'Yes'	'No'	Strong 'No'	No opinion	Response Count
Agree?	11.9% (35)	28.1% (83)	12.9% (38)	2.4% (7)	44.7% (132)	295
Important?	33.3% (92)	40.6% (112)	17.0% (47)	8.0% (22)	1.1% (3)	276
	answered question					297
	skipped question					5

It is convenient, either through WebAdvisor or at the Admissions and Records window, to register for classes.						
	Strong 'Yes'	'Yes'	'No'	Strong 'No'	No opinion	Response Count
Agree?	48.8% (146)	39.8% (119)	6.7% (20)	2.3% (7)	2.3% (7)	299
Important?	67.7% (201)	28.6% (85)	3.4% (10)	0.0% (0)	0.3% (1)	297
	answered question					300
	skipped question					2

Counselors are available when I need to see them.						
	Strong 'Yes'	'Yes'	'No'	Strong 'No'	No opinion	Response Count
Agree?	14.7% (44)	39.5% (118)	21.1% (63)	6.7% (20)	18.1% (54)	299
Important?	60.4% (174)	35.1% (101)	3.1% (9)	0.7% (2)	0.7% (2)	288
	answered question					300
	skipped question					2

There are adequate support services for evening-only students.						
	Strong 'Yes'	'Yes'	'No'	Strong 'No'	No opinion	Response Count
Agree?	7.2% (21)	22.2% (65)	20.8% (61)	8.5% (25)	41.3% (121)	293
Important?	48.4% (136)	36.3% (102)	9.3% (26)	4.6% (13)	1.4% (4)	281
	answered question					296
	skipped question					6

I receive the assistance I need in academic advising and educational planning.						
	Strong 'Yes'	'Yes'	'No'	Strong 'No'	No opinion	Response Count
Agree?	11.4% (34)	43.4% (129)	15.2% (45)	4.7% (14)	25.3% (75)	297
Important?	57.1% (165)	33.9% (98)	6.6% (19)	1.7% (5)	0.7% (2)	289
	answered question					301
	skipped question					1

I am satisfied with the information I receive about career and transfer options.						
	Strong 'Yes'	'Yes'	'No'	Strong 'No'	No opinion	Response Count
Agree?	14.4% (43)	37.6% (112)	16.4% (49)	4.0% (12)	27.5% (82)	298
Important?	54.1% (158)	40.4% (118)	2.7% (8)	2.4% (7)	0.3% (1)	292
	answered question					302
	skipped question					0

The waitlist process has made it more efficient to register for the classes I want.						
	Strong 'Yes'	'Yes'	'No'	Strong 'No'	No opinion	Response Count
Agree?	23.1% (69)	34.4% (103)	10.4% (31)	4.7% (14)	27.4% (82)	299
Important?	51.2% (146)	35.8% (102)	9.1% (26)	2.8% (8)	1.1% (3)	285
	answered question					301
	skipped question					1

I receive satisfactory assistance from the Admissions and Records staff during the registration process.						
	Strong 'Yes'	'Yes'	'No'	Strong 'No'	No opinion	Response Count
Agree?	14.1% (41)	44.7% (130)	15.8% (46)	3.4% (10)	22.0% (64)	291
Important?	55.3% (152)	38.5% (106)	4.4% (12)	1.1% (3)	0.7% (2)	275
	answered question					292
	skipped question					10

The Financial Aid staff provide me with good customer service.						
	Strong 'Yes'	'Yes'	'No'	Strong 'No'	No opinion	Response Count
Agree?	10.5% (31)	24.7% (73)	10.8% (32)	3.4% (10)	50.7% (150)	296
Important?	50.2% (140)	37.3% (104)	8.6% (24)	3.2% (9)	0.7% (2)	279
	answered question					300
	skipped question					2

I am satisfied with the quality and service available in the Cafeteria and the vending machines.						
	Strong 'Yes'	'Yes'	'No'	Strong 'No'	No opinion	Response Count
Agree?	10.2% (30)	25.8% (76)	13.9% (41)	9.2% (27)	41.0% (121)	295
Important?	33.5% (94)	39.1% (110)	21.7% (61)	4.3% (12)	1.4% (4)	281
	answered question					299
	skipped question					3

Campus security officers are responsive.						
	Strong 'Yes'	'Yes'	'No'	Strong 'No'	No opinion	Response Count
Agree?	11.5% (34)	28.5% (84)	8.5% (25)	5.8% (17)	45.8% (135)	295
Important?	50.2% (140)	36.9% (103)	7.5% (21)	3.9% (11)	1.4% (4)	279
	answered question					299
	skipped question					3

I am satisfied with the availability of textbooks in the Bookstore.						
	Strong 'Yes'	'Yes'	'No'	Strong 'No'	No opinion	Response Count
Agree?	11.7% (34)	44.3% (129)	21.6% (63)	8.6% (25)	13.7% (40)	291
Important?	55.4% (158)	34.7% (99)	8.1% (23)	1.1% (3)	0.7% (2)	285
	answered question					295
	skipped question					7

I receive good customer service at the Bookstore.						
	Strong 'Yes'	'Yes'	'No'	Strong 'No'	No opinion	Response Count
Agree?	22.8% (67)	53.4% (157)	7.8% (23)	6.8% (20)	9.2% (27)	294
Important?	43.2% (124)	44.6% (128)	10.8% (31)	0.7% (2)	0.7% (2)	287
	answered question					297
	skipped question					5

I am satisfied with the service received at the Student Health Center.						
	Strong 'Yes'	'Yes'	'No'	Strong 'No'	No opinion	Response Count
Agree?	11.1% (33)	21.3% (63)	2.0% (6)	1.0% (3)	64.5% (191)	296
Important?	41.2% (110)	42.7% (114)	13.1% (35)	1.5% (4)	1.5% (4)	267
	answered question					298
	skipped question					4

My experiences at Ohlone have been consistent with what I expected from college publications and/or college representatives.						
	Strong 'Yes'	'Yes'	'No'	Strong 'No'	No opinion	Response Count
Agree?	17.9% (53)	57.1% (169)	5.4% (16)	2.0% (6)	17.6% (52)	296
Important?	49.5% (139)	41.3% (116)	7.8% (22)	0.7% (2)	0.7% (2)	281
	answered question					299
	skipped question					3

I have found the Ohlone campus to be a positive and supportive environment to pursue an education.						
	Strong 'Yes'	'Yes'	'No'	Strong 'No'	No opinion	Response Count
Agree?	26.1% (78)	59.9% (179)	5.4% (16)	1.0% (3)	7.7% (23)	299
Important?	56.4% (162)	36.9% (106)	4.9% (14)	0.7% (2)	1.0% (3)	287
	answered question					300
	skipped question					2

The student government effectively represents student interests.						
	Strong 'Yes'	'Yes'	'No'	Strong 'No'	No opinion	Response Count
Agree?	7.8% (23)	17.9% (53)	12.2% (36)	6.4% (19)	55.7% (165)	296
Important?	32.0% (86)	37.5% (101)	23.0% (62)	5.9% (16)	1.5% (4)	269
	answered question					298
	skipped question					4

I am interested in events, clubs, and activities if they are offered at a time when I can attend.						
	Strong 'Yes'	'Yes'	'No'	Strong 'No'	No opinion	Response Count
Agree?	8.8% (26)	28.3% (84)	8.4% (25)	7.1% (21)	47.5% (141)	297
Important?	24.9% (68)	34.8% (95)	31.5% (86)	7.3% (20)	1.5% (4)	273
	answered question					299
	skipped question					3

Ohlone College personnel treat all students with equal respect regardless of their age, ancestry, color, disability, gender, marital status, national origin, parental status, race, religion, sexual orientation, or veteran status.						
	Strong 'Yes'	'Yes'	'No'	Strong 'No'	No opinion	Response Count
Agree?	32.3% (96)	41.1% (122)	7.4% (22)	3.4% (10)	15.8% (47)	297
Important?	67.4% (192)	28.4% (81)	2.5% (7)	1.4% (4)	0.4% (1)	285
	answered question					298
	skipped question					4

The faculty and staff at Ohlone are sufficiently diverse to meet the needs of students.						
	Strong 'Yes'	'Yes'	'No'	Strong 'No'	No opinion	Response Count
Agree?	21.4% (63)	55.6% (164)	4.7% (14)	0.7% (2)	17.6% (52)	295
Important?	47.5% (132)	44.2% (123)	6.8% (19)	1.1% (3)	0.4% (1)	278
	answered question					297
	skipped question					5

The College promotes positive interaction among students from diverse backgrounds.						
	Strong 'Yes'	'Yes'	'No'	Strong 'No'	No opinion	Response Count
Agree?	19.3% (57)	51.7% (153)	5.7% (17)	1.4% (4)	22.0% (65)	296
Important?	44.4% (124)	44.8% (125)	8.2% (23)	1.4% (4)	1.1% (3)	279
	answered question					299
	skipped question					3

The College policies and practices demonstrate appropriate concern for issues of equity and diversity.						
	Strong 'Yes'	'Yes'	'No'	Strong 'No'	No opinion	Response Count
Agree?	19.6% (57)	44.7% (130)	4.8% (14)	1.0% (3)	29.9% (87)	291
Important?	43.6% (120)	47.3% (130)	6.2% (17)	1.8% (5)	1.1% (3)	275
	answered question					294
	skipped question					8

I have been made to feel comfortable here by staff and other students.						
	Strong 'Yes'	'Yes'	'No'	Strong 'No'	No opinion	Response Count
Agree?	25.6% (76)	57.2% (170)	6.1% (18)	0.7% (2)	10.4% (31)	297
Important?	49.8% (142)	43.9% (125)	4.2% (12)	1.4% (4)	0.7% (2)	285
	answered question					299
	skipped question					3



Campus facilities are well-maintained and provide a comfortable environment.						
	Strong 'Yes'	'Yes'	'No'	Strong 'No'	No opinion	Response Count
Agree?	20.1% (60)	56.0% (167)	12.8% (38)	4.4% (13)	6.7% (20)	298
Important?	52.8% (150)	43.3% (123)	3.2% (9)	0.4% (1)	0.4% (1)	284
	answered question					300
	skipped question					2



The campus' landscaped areas are attractive.						
	Strong 'Yes'	'Yes'	'No'	Strong 'No'	No opinion	Response Count
Agree?	21.6% (64)	38.9% (115)	15.5% (46)	7.1% (21)	16.9% (50)	296
Important?	34.9% (99)	43.3% (123)	16.9% (48)	4.2% (12)	0.7% (2)	284
	answered question					300
	skipped question					2



I feel safe on campus.						
	Strong 'Yes'	'Yes'	'No'	Strong 'No'	No opinion	Response Count
Agree?	26.5% (79)	53.0% (158)	8.7% (26)	2.3% (7)	9.4% (28)	298
Important?	66.3% (189)	30.5% (87)	1.8% (5)	1.1% (3)	0.4% (1)	285
	answered question					300
	skipped question					2






I would recommend taking classes at Ohlone.						
	Strong 'Yes'	'Yes'	'No'	Strong 'No'	No opinion	Response Count
Agree?	28.9% (86)	59.1% (176)	3.0% (9)	1.0% (3)	8.1% (24)	298
Important?	44.2% (126)	48.1% (137)	6.3% (18)	1.1% (3)	0.4% (1)	285
	answered question					300
	skipped question					2

If I had it to do over again, I would attend Ohlone.						
	Strong 'Yes'	'Yes'	'No'	Strong 'No'	No opinion	Response Count
Agree?	26.8% (80)	49.3% (147)	6.0% (18)	3.4% (10)	14.4% (43)	298
Important?	41.1% (116)	45.4% (128)	9.9% (28)	2.8% (8)	0.7% (2)	282
	answered question					300
	skipped question					2



I have completed a Student Educational Plan (SEP) with the Counseling Department.			Response Percent	Response Count
Yes			34.7%	100
No			65.3%	188
			<i>answered question</i>	288
			<i>skipped question</i>	14

If you answered 'Yes,' please complete the following: My SEP minimizes class conflicts at registration.			Response Percent	Response Count
Yes			43.3%	78
No			56.7%	102
			<i>answered question</i>	180
			<i>skipped question</i>	122

I took all the classes recommended on my SEP.			Response Percent	Response Count
Yes			39.2%	65
No			60.8%	101
			<i>answered question</i>	166
			<i>skipped question</i>	136











If you answered 'No,' please share with us your reasons:			Response Percent	Response Count
Scheduling conflicts between recommended classes			30.2%	29
Recommended class conflicted with another class I wanted to take			25.0%	24
Recommended class conflicted with other responsibilities (work, etc.) in my schedule			41.7%	40
I have chosen not to follow my SEP			32.3%	31
Other (please specify)			1.0%	1
			<i>answered question</i>	96
			<i>skipped question</i>	206



Pick the top 3 items from this survey, write down the item number, and tell us why the item was of importance or concern. Please add suggestions for improvement.			Response Count
			156
			<i>answered question</i>
			156
			<i>skipped question</i>
			146







What is your gender?			Response Percent	Response Count
Female			52.4%	155
Male			47.6%	141
			<i>answered question</i>	296
			<i>skipped question</i>	6








What is your age?				
			Response Percent	Response Count
Under 18		0.0%	0	
18-20		0.0%	0	
21-24		67.2%	203	
25-29		32.8%	99	
30-39		0.0%	0	
40-49		0.0%	0	
50-59		0.0%	0	
60+		0.0%	0	
			answered question	302
			skipped question	0




What is your primary ethnicity?				
			Response Percent	Response Count
African American/Black		4.4%	13	
Asian		41.1%	122	
Filipino		9.4%	28	
Hispanic/Latino		11.1%	33	
Middle Eastern		2.0%	6	
Native American		0.7%	2	
Pacific Islander		1.7%	5	
White		22.6%	67	
Decline to state		3.4%	10	
Other (please specify)		3.7%	11	
			answered question	297
			skipped question	5




What is the primary language spoken in your home?			Response Percent	Response Count
English			59.8%	177
Arabic			0.0%	0
Chinese			14.2%	42
Farsi			3.0%	9
Hindi			3.7%	11
Japanese			1.0%	3
Korean			0.0%	0
Russian			0.3%	1
Spanish			3.4%	10
Tagalog			1.7%	5
Vietnamese			3.4%	10
Other (please specify)			9.5%	28
			answered question	296
			skipped question	6





Do you have a disability?			Response Percent	Response Count
Yes			5.2%	15
No			94.8%	271
			answered question	286
			skipped question	16






What is your current employment status?			Response Percent	Response Count
Not employed			26.6%	80
Part-time (less than 10 hours a week)			4.3%	13
Part-time (10-19 hours a week)			13.3%	40
Part-time (20-29 hours a week)			20.3%	61
Full-time (30-40 hours a week)			29.9%	90
More than full-time (more than 40 hours a week)			5.7%	17
			answered question	301
			skipped question	1














What was your total family income last year?			Response Percent	Response Count
\$0 - \$19,999			14.6%	42
\$20,000 - \$39,999			17.1%	49
\$40,000 - \$59,999			9.1%	26
\$60,000 - \$74,999			10.8%	31
\$75,000 - \$99,999			8.4%	24
\$100,000 - \$149,000			8.0%	23
\$150,000 - \$199,000			1.4%	4
\$200,000 or more			3.8%	11
Decline to state			26.8%	77
			answered question	287
			skipped question	15



















Where are you currently taking Ohlone classes?			Response Percent	Response Count
Fremont campus only			77.9%	233
Newark area only			6.0%	18
Both Fremont campus and Newark area			16.1%	48
			<i>answered question</i>	299
			<i>skipped question</i>	3

When are you primarily attending Ohlone classes this semester?			Response Percent	Response Count
Day only			30.7%	91
Evening only			31.4%	93
Day and evening			37.8%	112
Weekends only			0.0%	0
			<i>answered question</i>	296
			<i>skipped question</i>	6

How many units are you taking at Ohlone this semester?			Response Percent	Response Count
Less than 6 units			20.9%	62
6-11.5 units			33.3%	99
12-17.5 units			42.4%	126
18 units or more			3.4%	10
			<i>answered question</i>	297
			<i>skipped question</i>	5

How many semesters have you attended Ohlone, including this one?			Response Percent	Response Count
One			16.9%	49
Two			17.9%	52
Three			14.5%	42
Four			12.8%	37
Five or more			37.9%	110
			answered question	290
			skipped question	12

What is your current primary educational goal at Ohlone? (Select only one)			Response Percent	Response Count
Transfer after obtaining AA/AS			48.0%	141
Obtain AA/AS, not transfer			10.2%	30
Transfer without AA/AS			20.1%	59
Obtain vocational degree			1.0%	3
Obtain a certificate			1.0%	3
Maintain certificate or license			1.4%	4
Formulate career plans			4.4%	13
Acquire job skills			1.7%	5
Update job skills			0.7%	2
Basic skills improvement			2.0%	6
GED/high school			0.3%	1
Leisure/Personal enrichment			2.0%	6
Undecided			7.1%	21
			answered question	294
			skipped question	8

Please identify your major. (Select only one)			Response Percent	Response Count
Administration of Justice			2.4%	7
Biotechnology			0.0%	0
Business (including Administration, Accounting)			23.1%	68
Computer Science (including Computer Engineering, Networks)			5.4%	16
Deaf Studies/ASL/Interpreter Prep			0.7%	2
Early Childhood Studies			1.7%	5
English/Journalism			2.0%	6
Exercise Science/Athletic Training			0.0%	0
Entertainment Design Technology/Broadcasting			4.1%	12
Graphic Arts/Multimedia/Interior Design			1.7%	5
Health Sciences (Nursing, PTA, RT)			16.3%	48
Liberal Arts			4.8%	14
Mathematics/Engineering			2.4%	7
Music			1.0%	3
Natural Sciences (including Biology, Chemistry, Physics, Geology)			7.5%	22
Real Estate			0.3%	1
Social Sciences			5.1%	15
Speech Communication			1.4%	4
Undecided			8.8%	26
Other (please specify)			11.5%	34
			answered question	295
			skipped question	7