

Student Opinion Survey Spring 2007

Ohlone College offers a variety of courses to meet my needs and interests.						
	Strong 'Yes'	'Yes'	'No'	Strong 'No'	No opinion	Response Count
Agree?	24.3% (108)	64.3% (286)	8.1% (36)	1.3% (6)	2.0% (9)	445
Important?	69.5% (306)	30.0% (132)	0.5% (2)	0.0% (0)	0.0% (0)	440
	answered question					447
	skipped question					1

Courses at Ohlone are preparing me for my career or educational goal.						
	Strong 'Yes'	'Yes'	'No'	Strong 'No'	No opinion	Response Count
Agree?	23.6% (105)	63.7% (283)	6.3% (28)	1.6% (7)	4.7% (21)	444
Important?	73.7% (325)	25.4% (112)	0.5% (2)	0.2% (1)	0.2% (1)	441
	answered question					447
	skipped question					1

My instructors are highly skilled teachers and come to classes well prepared.						
	Strong 'Yes'	'Yes'	'No'	Strong 'No'	No opinion	Response Count
Agree?	27.4% (122)	61.3% (273)	5.8% (26)	2.0% (9)	3.4% (15)	445
Important?	74.6% (329)	24.9% (110)	0.5% (2)	0.0% (0)	0.0% (0)	441
	answered question					447
	skipped question					1

My instructors are available to talk with me about my questions and concerns outside of class.						
	Strong 'Yes'	'Yes'	'No'	Strong 'No'	No opinion	Response Count
Agree?	28.7% (127)	58.4% (258)	7.5% (33)	0.7% (3)	4.8% (21)	442
Important?	52.6% (230)	42.8% (187)	3.9% (17)	0.2% (1)	0.5% (2)	437
	answered question					445
	skipped question					3

My instructors have been fair in their grading.						
	Strong 'Yes'	'Yes'	'No'	Strong 'No'	No opinion	Response Count
Agree?	24.4% (109)	60.1% (268)	8.5% (38)	2.0% (9)	4.9% (22)	446
Important?	72.1% (315)	26.5% (116)	0.9% (4)	0.2% (1)	0.2% (1)	437
	answered question					447
	skipped question					1

My instructors give practical examples of how theories apply to real life.						
	Strong 'Yes'	'Yes'	'No'	Strong 'No'	No opinion	Response Count
Agree?	21.0% (93)	51.2% (227)	18.7% (83)	2.0% (9)	7.0% (31)	443
Important?	45.9% (199)	44.7% (194)	8.8% (38)	0.5% (2)	0.2% (1)	434
	answered question					445
	skipped question					3

The quality of instruction is excellent at Ohlone.						
	Strong 'Yes'	'Yes'	'No'	Strong 'No'	No opinion	Response Count
Agree?	13.4% (59)	66.2% (292)	11.1% (49)	2.5% (11)	6.8% (30)	441
Important?	63.5% (278)	33.6% (147)	2.1% (9)	0.5% (2)	0.5% (2)	438
	answered question					446
	skipped question					2

My instructors are responsive to my individual needs.						
	Strong 'Yes'	'Yes'	'No'	Strong 'No'	No opinion	Response Count
Agree?	12.9% (56)	54.4% (236)	20.0% (87)	2.1% (9)	10.6% (46)	434
Important?	45.9% (196)	44.5% (190)	7.5% (32)	1.4% (6)	0.7% (3)	427
	answered question					443
	skipped question					5

My instructors encourage me to be actively involved and participate in class.						
	Strong 'Yes'	'Yes'	'No'	Strong 'No'	No opinion	Response Count
Agree?	20.4% (90)	58.3% (257)	13.8% (61)	2.0% (9)	5.4% (24)	441
Important?	35.8% (157)	46.3% (203)	16.7% (73)	0.9% (4)	0.2% (1)	438
	answered question					445
	skipped question					3

Courses I need are offered at the times that are convenient to my schedule.						
	Strong 'Yes'	'Yes'	'No'	Strong 'No'	No opinion	Response Count
Agree?	17.3% (77)	45.0% (200)	27.0% (120)	7.4% (33)	3.2% (14)	444
Important?	68.7% (301)	29.5% (129)	1.6% (7)	0.2% (1)	0.0% (0)	438
	answered question					446
	skipped question					2

My instructors encourage students to examine different points of view.						
	Strong 'Yes'	'Yes'	'No'	Strong 'No'	No opinion	Response Count
Agree?	17.5% (77)	57.1% (252)	17.0% (75)	1.4% (6)	7.0% (31)	441
Important?	38.9% (171)	50.5% (222)	9.3% (41)	1.4% (6)	0.0% (0)	440
	answered question					446
	skipped question					2

My instructors engage me in learning by using technology in the classroom.						
	Strong 'Yes'	'Yes'	'No'	Strong 'No'	No opinion	Response Count
Agree?	15.6% (69)	49.0% (217)	20.1% (89)	6.3% (28)	9.0% (40)	443
Important?	30.3% (132)	45.1% (196)	22.3% (97)	2.3% (10)	0.0% (0)	435
	answered question					445
	skipped question					3

Sufficient tutoring resources are available in a variety of subjects.						
	Strong 'Yes'	'Yes'	'No'	Strong 'No'	No opinion	Response Count
Agree?	20.7% (92)	48.6% (216)	11.3% (50)	1.1% (5)	18.2% (81)	444
Important?	51.8% (219)	39.5% (167)	6.4% (27)	2.4% (10)	0.0% (0)	423
	answered question					445
	skipped question					3

My grade in a class has improved because I used the on-campus tutoring services.						
	Strong 'Yes'	'Yes'	'No'	Strong 'No'	No opinion	Response Count
Agree?	7.0% (31)	22.2% (99)	21.5% (96)	4.9% (22)	44.4% (198)	446
Important?	33.8% (142)	44.8% (188)	16.9% (71)	3.6% (15)	1.0% (4)	420
	answered question					447
	skipped question					1

The Ohlone library provides me access to the information I need for my assignments.						
	Strong 'Yes'	'Yes'	'No'	Strong 'No'	No opinion	Response Count
Agree?	19.5% (87)	46.4% (207)	9.6% (43)	2.0% (9)	22.4% (100)	446
Important?	48.4% (206)	42.5% (181)	7.5% (32)	1.6% (7)	0.0% (0)	426
	answered question					447
	skipped question					1

The current library hours meet my research and study needs.						
	Strong 'Yes'	'Yes'	'No'	Strong 'No'	No opinion	Response Count
Agree?	23.5% (104)	42.8% (189)	7.2% (32)	3.8% (17)	22.6% (100)	442
Important?	50.0% (216)	37.3% (161)	10.4% (45)	2.3% (10)	0.0% (0)	432
	answered question					446
	skipped question					2

The information provided during Orientation was helpful to me.						
	Strong 'Yes'	'Yes'	'No'	Strong 'No'	No opinion	Response Count
Agree?	11.8% (52)	33.7% (149)	14.5% (64)	4.5% (20)	35.5% (157)	442
Important?	32.0% (134)	42.5% (178)	18.6% (78)	6.2% (26)	0.7% (3)	419
	answered question					445
	skipped question					3

It is convenient, either through WebAdvisor or at the Admissions and Records window, to register for classes.						
	Strong 'Yes'	'Yes'	'No'	Strong 'No'	No opinion	Response Count
Agree?	57.4% (255)	32.7% (145)	5.0% (22)	2.0% (9)	2.9% (13)	444
Important?	71.0% (308)	25.8% (112)	2.8% (12)	0.5% (2)	0.0% (0)	434
	answered question					445
	skipped question					3

Counselors are available when I need to see them.						
	Strong 'Yes'	'Yes'	'No'	Strong 'No'	No opinion	Response Count
Agree?	16.9% (75)	44.5% (198)	17.5% (78)	5.8% (26)	15.3% (68)	445
Important?	60.1% (258)	36.4% (156)	2.3% (10)	0.9% (4)	0.2% (1)	429
	answered question					445
	skipped question					3

There are adequate support services for evening-only students.						
	Strong 'Yes'	'Yes'	'No'	Strong 'No'	No opinion	Response Count
Agree?	5.7% (25)	21.6% (94)	13.5% (59)	3.2% (14)	56.0% (244)	436
Important?	35.9% (147)	39.4% (161)	18.1% (74)	5.6% (23)	1.0% (4)	409
	answered question					441
	skipped question					7

I receive the assistance I need in academic advising and educational planning.						
	Strong 'Yes'	'Yes'	'No'	Strong 'No'	No opinion	Response Count
Agree?	12.1% (54)	45.1% (201)	12.3% (55)	6.3% (28)	24.2% (108)	446
Important?	54.8% (234)	37.0% (158)	6.1% (26)	1.4% (6)	0.7% (3)	427
	answered question					447
	skipped question					1

I am satisfied with the information I receive about career and transfer options.						
	Strong 'Yes'	'Yes'	'No'	Strong 'No'	No opinion	Response Count
Agree?	13.0% (58)	40.2% (179)	19.1% (85)	5.6% (25)	22.0% (98)	445
Important?	60.6% (260)	34.3% (147)	3.5% (15)	1.4% (6)	0.2% (1)	429
	answered question					447
	skipped question					1

The waitlist process has made it more efficient to register for the classes I want.						
	Strong 'Yes'	'Yes'	'No'	Strong 'No'	No opinion	Response Count
Agree?	22.3% (99)	40.3% (179)	7.4% (33)	3.4% (15)	26.6% (118)	444
Important?	51.2% (217)	39.6% (168)	5.4% (23)	2.8% (12)	0.9% (4)	424
	answered question					446
	skipped question					2

I receive satisfactory assistance from the Admissions and Records staff during the registration process.						
	Strong 'Yes'	'Yes'	'No'	Strong 'No'	No opinion	Response Count
Agree?	12.8% (55)	46.3% (199)	13.3% (57)	3.7% (16)	24.0% (103)	430
Important?	49.6% (199)	44.4% (178)	3.5% (14)	1.5% (6)	1.0% (4)	401
	answered question					434
	skipped question					14

The Financial Aid staff provide me with good customer service.						
	Strong 'Yes'	'Yes'	'No'	Strong 'No'	No opinion	Response Count
Agree?	9.8% (43)	26.8% (118)	10.0% (44)	2.7% (12)	50.8% (224)	441
Important?	47.0% (190)	39.6% (160)	9.9% (40)	3.0% (12)	0.5% (2)	404
	answered question					444
	skipped question					4

I am satisfied with the quality and service available in the Cafeteria and the vending machines.						
	Strong 'Yes'	'Yes'	'No'	Strong 'No'	No opinion	Response Count
Agree?	14.5% (64)	35.9% (158)	11.8% (52)	6.4% (28)	31.4% (138)	440
Important?	35.5% (149)	40.2% (169)	20.2% (85)	3.3% (14)	0.7% (3)	420
	answered question					445
	skipped question					3

Campus security officers are responsive.						
	Strong 'Yes'	'Yes'	'No'	Strong 'No'	No opinion	Response Count
Agree?	11.4% (50)	30.2% (133)	8.0% (35)	5.5% (24)	45.0% (198)	440
Important?	52.2% (215)	35.9% (148)	7.5% (31)	3.6% (15)	0.7% (3)	412
	answered question					444
	skipped question					4

I am satisfied with the availability of textbooks in the Bookstore.						
	Strong 'Yes'	'Yes'	'No'	Strong 'No'	No opinion	Response Count
Agree?	11.1% (48)	51.0% (221)	20.6% (89)	8.3% (36)	9.0% (39)	433
Important?	61.0% (258)	34.0% (144)	3.5% (15)	0.9% (4)	0.5% (2)	423
	answered question					440
	skipped question					8

I receive good customer service at the Bookstore.						
	Strong 'Yes'	'Yes'	'No'	Strong 'No'	No opinion	Response Count
Agree?	26.7% (118)	57.5% (254)	6.1% (27)	4.5% (20)	5.2% (23)	442
Important?	45.6% (196)	45.1% (194)	7.9% (34)	1.4% (6)	0.0% (0)	430
	answered question					444
	skipped question					4

I am satisfied with the service received at the Student Health Center.						
	Strong 'Yes'	'Yes'	'No'	Strong 'No'	No opinion	Response Count
Agree?	17.0% (75)	22.4% (99)	1.1% (5)	0.7% (3)	58.7% (259)	441
Important?	47.9% (191)	39.6% (158)	9.3% (37)	2.3% (9)	1.0% (4)	399
	answered question					443
	skipped question					5

My experiences at Ohlone have been consistent with what I expected from college publications and/or college representatives.						
	Strong 'Yes'	'Yes'	'No'	Strong 'No'	No opinion	Response Count
Agree?	21.1% (93)	56.0% (247)	8.2% (36)	2.7% (12)	12.0% (53)	441
Important?	48.0% (203)	45.4% (192)	5.0% (21)	1.2% (5)	0.5% (2)	423
	answered question					442
	skipped question					6

I have found the Ohlone campus to be a positive and supportive environment to pursue an education.						
	Strong 'Yes'	'Yes'	'No'	Strong 'No'	No opinion	Response Count
Agree?	26.4% (117)	59.4% (263)	5.4% (24)	2.5% (11)	6.3% (28)	443
Important?	61.2% (260)	36.5% (155)	1.6% (7)	0.2% (1)	0.5% (2)	425
	answered question					444
	skipped question					4

The student government effectively represents student interests.						
	Strong 'Yes'	'Yes'	'No'	Strong 'No'	No opinion	Response Count
Agree?	7.0% (31)	25.4% (112)	10.7% (47)	5.0% (22)	51.9% (229)	441
Important?	32.8% (130)	43.7% (173)	16.4% (65)	6.3% (25)	0.8% (3)	396
	<i>answered question</i>					442
	<i>skipped question</i>					6

I am interested in events, clubs, and activities if they are offered at a time when I can attend.						
	Strong 'Yes'	'Yes'	'No'	Strong 'No'	No opinion	Response Count
Agree?	9.3% (41)	29.6% (131)	14.4% (64)	7.2% (32)	39.5% (175)	443
Important?	26.2% (106)	34.2% (138)	29.0% (117)	9.7% (39)	1.0% (4)	404
	<i>answered question</i>					443
	<i>skipped question</i>					5

Ohlone College personnel treat all students with equal respect regardless of their age, ancestry, color, disability, gender, marital status, national origin, parental status, race, religion, sexual orientation, or veteran status.						
	Strong 'Yes'	'Yes'	'No'	Strong 'No'	No opinion	Response Count
Agree?	30.3% (133)	46.2% (203)	8.4% (37)	3.6% (16)	11.4% (50)	439
Important?	69.3% (294)	28.3% (120)	1.4% (6)	0.9% (4)	0.0% (0)	424
	<i>answered question</i>					443
	<i>skipped question</i>					5

The faculty and staff at Ohlone are sufficiently diverse to meet the needs of students.						
	Strong 'Yes'	'Yes'	'No'	Strong 'No'	No opinion	Response Count
Agree?	22.6% (100)	58.8% (260)	4.1% (18)	0.5% (2)	14.0% (62)	442
Important?	50.2% (212)	40.8% (172)	7.6% (32)	1.2% (5)	0.2% (1)	422
	<i>answered question</i>					443
	<i>skipped question</i>					5

The College promotes positive interaction among students from diverse backgrounds.						
	Strong 'Yes'	'Yes'	'No'	Strong 'No'	No opinion	Response Count
Agree?	21.3% (94)	50.9% (225)	6.8% (30)	2.3% (10)	18.8% (83)	442
Important?	45.1% (189)	44.6% (187)	7.9% (33)	1.9% (8)	0.5% (2)	419
	answered question					443
	skipped question					5

The College policies and practices demonstrate appropriate concern for issues of equity and diversity.						
	Strong 'Yes'	'Yes'	'No'	Strong 'No'	No opinion	Response Count
Agree?	20.1% (88)	48.6% (213)	4.3% (19)	1.4% (6)	25.6% (112)	438
Important?	44.3% (180)	47.3% (192)	5.4% (22)	2.2% (9)	0.7% (3)	406
	answered question					440
	skipped question					8

I have been made to feel comfortable here by staff and other students.						
	Strong 'Yes'	'Yes'	'No'	Strong 'No'	No opinion	Response Count
Agree?	24.7% (109)	57.2% (253)	6.1% (27)	2.0% (9)	10.0% (44)	442
Important?	50.5% (212)	43.8% (184)	4.3% (18)	1.0% (4)	0.5% (2)	420
	answered question					443
	skipped question					5



Campus facilities are well-maintained and provide a comfortable environment.						
	Strong 'Yes'	'Yes'	'No'	Strong 'No'	No opinion	Response Count
Agree?	21.9% (97)	54.3% (240)	13.3% (59)	4.3% (19)	6.1% (27)	442
Important?	54.2% (228)	42.8% (180)	2.1% (9)	0.7% (3)	0.2% (1)	421
	answered question					443
	skipped question					5



The campus' landscaped areas are attractive.						
	Strong 'Yes'	'Yes'	'No'	Strong 'No'	No opinion	Response Count
Agree?	20.2% (89)	42.0% (185)	15.2% (67)	9.1% (40)	13.6% (60)	441
Important?	35.8% (150)	42.5% (178)	17.7% (74)	4.1% (17)	0.0% (0)	419
	answered question					442
	skipped question					6



I feel safe on campus.						
	Strong 'Yes'	'Yes'	'No'	Strong 'No'	No opinion	Response Count
Agree?	31.7% (140)	55.2% (244)	5.4% (24)	2.3% (10)	5.4% (24)	442
Important?	67.8% (289)	29.8% (127)	1.2% (5)	1.2% (5)	0.0% (0)	426
	answered question					443
	skipped question					5






I would recommend taking classes at Ohlone.						
	Strong 'Yes'	'Yes'	'No'	Strong 'No'	No opinion	Response Count
Agree?	35.2% (156)	52.4% (232)	3.6% (16)	2.3% (10)	6.5% (29)	443
Important?	48.9% (207)	44.2% (187)	5.4% (23)	0.9% (4)	0.5% (2)	423
	answered question					444
	skipped question					4

If I had it to do over again, I would attend Ohlone.						
	Strong 'Yes'	'Yes'	'No'	Strong 'No'	No opinion	Response Count
Agree?	29.8% (132)	44.0% (195)	7.2% (32)	5.4% (24)	13.5% (60)	443
Important?	42.7% (179)	44.2% (185)	9.8% (41)	2.9% (12)	0.5% (2)	419
	answered question					444
	skipped question					4



I have completed a Student Educational Plan (SEP) with the Counseling Department.			Response Percent	Response Count
Yes			35.7%	154
No			64.3%	277
			<i>answered question</i>	431
			<i>skipped question</i>	17

If you answered 'Yes,' please complete the following: My SEP minimizes class conflicts at registration.			Response Percent	Response Count
Yes			48.1%	129
No			51.9%	139
			<i>answered question</i>	268
			<i>skipped question</i>	180

I took all the classes recommended on my SEP.			Response Percent	Response Count
Yes			42.6%	107
No			57.4%	144
			<i>answered question</i>	251
			<i>skipped question</i>	197












If you answered 'No,' please share with us your reasons:			Response Percent	Response Count
Scheduling conflicts between recommended classes			36.3%	45
Recommended class conflicted with another class I wanted to take			30.7%	38
Recommended class conflicted with other responsibilities (work, etc.) in my schedule			37.9%	47
I have chosen not to follow my SEP			29.0%	36
Other (please specify)			1.6%	2
			<i>answered question</i>	124
			<i>skipped question</i>	324



Pick the top 3 items from this survey, write down the item number, and tell us why the item was of importance or concern. Please add suggestions for improvement.			Response Count
			223
			<i>answered question</i>
			223
			<i>skipped question</i>
			225







What is your gender?			Response Percent	Response Count
Female			53.7%	239
Male			46.3%	206
			<i>answered question</i>	445
			<i>skipped question</i>	3






What is your age?			Response Percent	Response Count
Under 18			2.2%	10
18-20			67.0%	299
21-24			15.5%	69
25-29			4.9%	22
30-39			4.9%	22
40-49			3.8%	17
50-59			1.6%	7
60+			0.0%	0
			answered question	446
			skipped question	2




What is your primary ethnicity?			Response Percent	Response Count
African American/Black			3.6%	16
Asian			29.9%	133
Filipino			12.6%	56
Hispanic/Latino			11.9%	53
Middle Eastern			3.6%	16
Native American			0.5%	2
Pacific Islander			2.3%	10
White			28.3%	126
Decline to state			3.8%	17
Other (please specify)			3.6%	16
			answered question	445
			skipped question	3


What is the primary language spoken in your home?			Response Percent	Response Count
English			66.0%	293
Arabic			0.7%	3
Chinese			10.8%	48
Farsi			2.0%	9
Hindi			2.3%	10
Japanese			0.0%	0
Korean			0.2%	1
Russian			0.2%	1
Spanish			3.8%	17
Tagalog			3.2%	14
Vietnamese			2.3%	10
Other (please specify)			8.6%	38
			answered question	444
			skipped question	4





Do you have a disability?			Response Percent	Response Count
Yes			5.8%	25
No			94.2%	405
			answered question	430
			skipped question	18






What is your current employment status?			Response Percent	Response Count
Not employed			37.3%	167
Part-time (less than 10 hours a week)			7.1%	32
Part-time (10-19 hours a week)			20.8%	93
Part-time (20-29 hours a week)			23.7%	106
Full-time (30-40 hours a week)			8.7%	39
More than full-time (more than 40 hours a week)			2.5%	11
			answered question	448
			skipped question	0

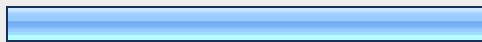

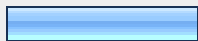










What was your total family income last year?			Response Percent	Response Count
\$0 - \$19,999			11.5%	48
\$20,000 - \$39,999			11.7%	49
\$40,000 - \$59,999			6.7%	28
\$60,000 - \$74,999			7.9%	33
\$75,000 - \$99,999			8.4%	35
\$100,000 - \$149,000			9.8%	41
\$150,000 - \$199,000			4.1%	17
\$200,000 or more			2.6%	11
Decline to state			37.5%	157
			answered question	419
			skipped question	29

Where are you currently taking Ohlone classes?			Response Percent	Response Count
Fremont campus only			93.7%	417
Newark area only			1.4%	6
Both Fremont campus and Newark area			4.9%	22
			<i>answered question</i>	445
			<i>skipped question</i>	3

When are you primarily attending Ohlone classes this semester?			Response Percent	Response Count
Day only			100.0%	448
Evening only			0.0%	0
Day and evening			0.0%	0
Weekends only			0.0%	0
			<i>answered question</i>	448
			<i>skipped question</i>	0

How many units are you taking at Ohlone this semester?			Response Percent	Response Count
Less than 6 units			8.1%	36
6-11.5 units			27.9%	124
12-17.5 units			59.3%	264
18 units or more			4.7%	21
			<i>answered question</i>	445
			<i>skipped question</i>	3

How many semesters have you attended Ohlone, including this one?			Response Percent	Response Count
One			19.9%	87
Two			30.4%	133
Three			16.4%	72
Four			15.5%	68
Five or more			17.8%	78
			answered question	438
			skipped question	10

What is your current primary educational goal at Ohlone? (Select only one)			Response Percent	Response Count
Transfer after obtaining AA/AS			51.5%	229
Obtain AA/AS, not transfer			6.7%	30
Transfer without AA/AS			20.9%	93
Obtain vocational degree			0.9%	4
Obtain a certificate			0.7%	3
Maintain certificate or license			0.7%	3
Formulate career plans			2.3%	10
Acquire job skills			0.5%	2
Update job skills			0.5%	2
Basic skills improvement			2.5%	11
GED/high school			0.7%	3
Leisure/Personal enrichment			1.8%	8
Undecided			10.6%	47
			answered question	445
			skipped question	3

Please identify your major. (Select only one)			Response Percent	Response Count
Administration of Justice			5.5%	24
Biotechnology			0.0%	0
Business (including Administration, Accounting)			23.4%	103
Computer Science (including Computer Engineering, Networks)			3.0%	13
Deaf Studies/ASL/Interpreter Prep			0.9%	4
Early Childhood Studies			1.8%	8
English/Journalism			3.9%	17
Exercise Science/Athletic Training			1.1%	5
Entertainment Design Technology/Broadcasting			1.4%	6
Graphic Arts/Multimedia/Interior Design			2.1%	9
Health Sciences (Nursing, PTA, RT)			12.5%	55
Liberal Arts			3.9%	17
Mathematics/Engineering			2.3%	10
Music			0.5%	2
Natural Sciences (including Biology, Chemistry, Physics, Geology)			4.6%	20
Real Estate			0.2%	1
Social Sciences			4.3%	19
Speech Communication			1.4%	6
Undecided			18.2%	80
Other (please specify)			9.3%	41
		answered question		440
		skipped question		8