

Student Opinion Survey Spring 2007

<b>Ohlone College offers a variety of courses to meet my needs and interests.</b>						
	Strong 'Yes'	'Yes'	'No'	Strong 'No'	No opinion	Response Count
Agree?	24.3% (108)	<b>64.3% (286)</b>	8.1% (36)	1.3% (6)	2.0% (9)	445
Important?	<b>69.5% (306)</b>	30.0% (132)	0.5% (2)	0.0% (0)	0.0% (0)	440
	<b>answered question</b>					<b>447</b>
	<b>skipped question</b>					<b>1</b>

<b>Courses at Ohlone are preparing me for my career or educational goal.</b>						
	Strong 'Yes'	'Yes'	'No'	Strong 'No'	No opinion	Response Count
Agree?	23.6% (105)	<b>63.7% (283)</b>	6.3% (28)	1.6% (7)	4.7% (21)	444
Important?	<b>73.7% (325)</b>	25.4% (112)	0.5% (2)	0.2% (1)	0.2% (1)	441
	<b>answered question</b>					<b>447</b>
	<b>skipped question</b>					<b>1</b>

<b>My instructors are highly skilled teachers and come to classes well prepared.</b>						
	Strong 'Yes'	'Yes'	'No'	Strong 'No'	No opinion	Response Count
Agree?	27.4% (122)	<b>61.3% (273)</b>	5.8% (26)	2.0% (9)	3.4% (15)	445
Important?	<b>74.6% (329)</b>	24.9% (110)	0.5% (2)	0.0% (0)	0.0% (0)	441
	<b>answered question</b>					<b>447</b>
	<b>skipped question</b>					<b>1</b>

<b>My instructors are available to talk with me about my questions and concerns outside of class.</b>						
	Strong 'Yes'	'Yes'	'No'	Strong 'No'	No opinion	Response Count
Agree?	28.7% (127)	<b>58.4% (258)</b>	7.5% (33)	0.7% (3)	4.8% (21)	442
Important?	<b>52.6% (230)</b>	42.8% (187)	3.9% (17)	0.2% (1)	0.5% (2)	437
	<b>answered question</b>					<b>445</b>
	<b>skipped question</b>					<b>3</b>

<b>My instructors have been fair in their grading.</b>						
	Strong 'Yes'	'Yes'	'No'	Strong 'No'	No opinion	Response Count
Agree?	24.4% (109)	<b>60.1% (268)</b>	8.5% (38)	2.0% (9)	4.9% (22)	446
Important?	<b>72.1% (315)</b>	26.5% (116)	0.9% (4)	0.2% (1)	0.2% (1)	437
	<b>answered question</b>					<b>447</b>
	<b>skipped question</b>					<b>1</b>

<b>My instructors give practical examples of how theories apply to real life.</b>						
	Strong 'Yes'	'Yes'	'No'	Strong 'No'	No opinion	Response Count
Agree?	21.0% (93)	<b>51.2% (227)</b>	18.7% (83)	2.0% (9)	7.0% (31)	443
Important?	<b>45.9% (199)</b>	44.7% (194)	8.8% (38)	0.5% (2)	0.2% (1)	434
	<b>answered question</b>					<b>445</b>
	<b>skipped question</b>					<b>3</b>

<b>The quality of instruction is excellent at Ohlone.</b>						
	Strong 'Yes'	'Yes'	'No'	Strong 'No'	No opinion	Response Count
Agree?	13.4% (59)	<b>66.2% (292)</b>	11.1% (49)	2.5% (11)	6.8% (30)	441
Important?	<b>63.5% (278)</b>	33.6% (147)	2.1% (9)	0.5% (2)	0.5% (2)	438
	<b>answered question</b>					<b>446</b>
	<b>skipped question</b>					<b>2</b>

<b>My instructors are responsive to my individual needs.</b>						
	Strong 'Yes'	'Yes'	'No'	Strong 'No'	No opinion	Response Count
Agree?	12.9% (56)	<b>54.4% (236)</b>	20.0% (87)	2.1% (9)	10.6% (46)	434
Important?	<b>45.9% (196)</b>	44.5% (190)	7.5% (32)	1.4% (6)	0.7% (3)	427
	<b>answered question</b>					<b>443</b>
	<b>skipped question</b>					<b>5</b>

<b>My instructors encourage me to be actively involved and participate in class.</b>						
	Strong 'Yes'	'Yes'	'No'	Strong 'No'	No opinion	Response Count
Agree?	20.4% (90)	<b>58.3% (257)</b>	13.8% (61)	2.0% (9)	5.4% (24)	441
Important?	35.8% (157)	<b>46.3% (203)</b>	16.7% (73)	0.9% (4)	0.2% (1)	438
	<b>answered question</b>					<b>445</b>
	<b>skipped question</b>					<b>3</b>

<b>Courses I need are offered at the times that are convenient to my schedule.</b>						
	Strong 'Yes'	'Yes'	'No'	Strong 'No'	No opinion	Response Count
Agree?	17.3% (77)	<b>45.0% (200)</b>	27.0% (120)	7.4% (33)	3.2% (14)	444
Important?	<b>68.7% (301)</b>	29.5% (129)	1.6% (7)	0.2% (1)	0.0% (0)	438
	<b>answered question</b>					<b>446</b>
	<b>skipped question</b>					<b>2</b>

<b>My instructors encourage students to examine different points of view.</b>						
	Strong 'Yes'	'Yes'	'No'	Strong 'No'	No opinion	Response Count
Agree?	17.5% (77)	<b>57.1% (252)</b>	17.0% (75)	1.4% (6)	7.0% (31)	441
Important?	38.9% (171)	<b>50.5% (222)</b>	9.3% (41)	1.4% (6)	0.0% (0)	440
	<b>answered question</b>					<b>446</b>
	<b>skipped question</b>					<b>2</b>

<b>My instructors engage me in learning by using technology in the classroom.</b>						
	Strong 'Yes'	'Yes'	'No'	Strong 'No'	No opinion	Response Count
Agree?	15.6% (69)	<b>49.0% (217)</b>	20.1% (89)	6.3% (28)	9.0% (40)	443
Important?	30.3% (132)	<b>45.1% (196)</b>	22.3% (97)	2.3% (10)	0.0% (0)	435
	<b>answered question</b>					<b>445</b>
	<b>skipped question</b>					<b>3</b>

<b>Sufficient tutoring resources are available in a variety of subjects.</b>						
	Strong 'Yes'	'Yes'	'No'	Strong 'No'	No opinion	Response Count
Agree?	20.7% (92)	<b>48.6% (216)</b>	11.3% (50)	1.1% (5)	18.2% (81)	444
Important?	<b>51.8% (219)</b>	39.5% (167)	6.4% (27)	2.4% (10)	0.0% (0)	423
	<b>answered question</b>					<b>445</b>
	<b>skipped question</b>					<b>3</b>

<b>My grade in a class has improved because I used the on-campus tutoring services.</b>						
	Strong 'Yes'	'Yes'	'No'	Strong 'No'	No opinion	Response Count
Agree?	7.0% (31)	22.2% (99)	21.5% (96)	4.9% (22)	<b>44.4% (198)</b>	446
Important?	33.8% (142)	<b>44.8% (188)</b>	16.9% (71)	3.6% (15)	1.0% (4)	420
	<b>answered question</b>					<b>447</b>
	<b>skipped question</b>					<b>1</b>

<b>The Ohlone library provides me access to the information I need for my assignments.</b>						
	Strong 'Yes'	'Yes'	'No'	Strong 'No'	No opinion	Response Count
Agree?	19.5% (87)	<b>46.4% (207)</b>	9.6% (43)	2.0% (9)	22.4% (100)	446
Important?	<b>48.4% (206)</b>	42.5% (181)	7.5% (32)	1.6% (7)	0.0% (0)	426
	<b>answered question</b>					<b>447</b>
	<b>skipped question</b>					<b>1</b>

<b>The current library hours meet my research and study needs.</b>						
	Strong 'Yes'	'Yes'	'No'	Strong 'No'	No opinion	Response Count
Agree?	23.5% (104)	<b>42.8% (189)</b>	7.2% (32)	3.8% (17)	22.6% (100)	442
Important?	<b>50.0% (216)</b>	37.3% (161)	10.4% (45)	2.3% (10)	0.0% (0)	432
	<b>answered question</b>					<b>446</b>
	<b>skipped question</b>					<b>2</b>

<b>The information provided during Orientation was helpful to me.</b>						
	Strong 'Yes'	'Yes'	'No'	Strong 'No'	No opinion	Response Count
Agree?	11.8% (52)	33.7% (149)	14.5% (64)	4.5% (20)	<b>35.5% (157)</b>	442
Important?	32.0% (134)	<b>42.5% (178)</b>	18.6% (78)	6.2% (26)	0.7% (3)	419
	<i>answered question</i>					<b>445</b>
	<i>skipped question</i>					<b>3</b>

<b>It is convenient, either through WebAdvisor or at the Admissions and Records window, to register for classes.</b>						
	Strong 'Yes'	'Yes'	'No'	Strong 'No'	No opinion	Response Count
Agree?	<b>57.4% (255)</b>	32.7% (145)	5.0% (22)	2.0% (9)	2.9% (13)	444
Important?	<b>71.0% (308)</b>	25.8% (112)	2.8% (12)	0.5% (2)	0.0% (0)	434
	<i>answered question</i>					<b>445</b>
	<i>skipped question</i>					<b>3</b>

<b>Counselors are available when I need to see them.</b>						
	Strong 'Yes'	'Yes'	'No'	Strong 'No'	No opinion	Response Count
Agree?	16.9% (75)	<b>44.5% (198)</b>	17.5% (78)	5.8% (26)	15.3% (68)	445
Important?	<b>60.1% (258)</b>	36.4% (156)	2.3% (10)	0.9% (4)	0.2% (1)	429
	<i>answered question</i>					<b>445</b>
	<i>skipped question</i>					<b>3</b>

<b>There are adequate support services for evening-only students.</b>						
	Strong 'Yes'	'Yes'	'No'	Strong 'No'	No opinion	Response Count
Agree?	5.7% (25)	21.6% (94)	13.5% (59)	3.2% (14)	<b>56.0% (244)</b>	436
Important?	35.9% (147)	<b>39.4% (161)</b>	18.1% (74)	5.6% (23)	1.0% (4)	409
	<i>answered question</i>					<b>441</b>
	<i>skipped question</i>					<b>7</b>

<b>I receive the assistance I need in academic advising and educational planning.</b>						
	Strong 'Yes'	'Yes'	'No'	Strong 'No'	No opinion	Response Count
Agree?	12.1% (54)	<b>45.1% (201)</b>	12.3% (55)	6.3% (28)	24.2% (108)	446
Important?	<b>54.8% (234)</b>	37.0% (158)	6.1% (26)	1.4% (6)	0.7% (3)	427
	<b>answered question</b>					<b>447</b>
	<b>skipped question</b>					<b>1</b>

<b>I am satisfied with the information I receive about career and transfer options.</b>						
	Strong 'Yes'	'Yes'	'No'	Strong 'No'	No opinion	Response Count
Agree?	13.0% (58)	<b>40.2% (179)</b>	19.1% (85)	5.6% (25)	22.0% (98)	445
Important?	<b>60.6% (260)</b>	34.3% (147)	3.5% (15)	1.4% (6)	0.2% (1)	429
	<b>answered question</b>					<b>447</b>
	<b>skipped question</b>					<b>1</b>

<b>The waitlist process has made it more efficient to register for the classes I want.</b>						
	Strong 'Yes'	'Yes'	'No'	Strong 'No'	No opinion	Response Count
Agree?	22.3% (99)	<b>40.3% (179)</b>	7.4% (33)	3.4% (15)	26.6% (118)	444
Important?	<b>51.2% (217)</b>	39.6% (168)	5.4% (23)	2.8% (12)	0.9% (4)	424
	<b>answered question</b>					<b>446</b>
	<b>skipped question</b>					<b>2</b>

<b>I receive satisfactory assistance from the Admissions and Records staff during the registration process.</b>						
	Strong 'Yes'	'Yes'	'No'	Strong 'No'	No opinion	Response Count
Agree?	12.8% (55)	<b>46.3% (199)</b>	13.3% (57)	3.7% (16)	24.0% (103)	430
Important?	<b>49.6% (199)</b>	44.4% (178)	3.5% (14)	1.5% (6)	1.0% (4)	401
	<b>answered question</b>					<b>434</b>
	<b>skipped question</b>					<b>14</b>

<b>The Financial Aid staff provide me with good customer service.</b>						
	Strong 'Yes'	'Yes'	'No'	Strong 'No'	No opinion	Response Count
Agree?	9.8% (43)	26.8% (118)	10.0% (44)	2.7% (12)	<b>50.8% (224)</b>	441
Important?	<b>47.0% (190)</b>	39.6% (160)	9.9% (40)	3.0% (12)	0.5% (2)	404
	<b>answered question</b>					<b>444</b>
	<b>skipped question</b>					<b>4</b>

<b>I am satisfied with the quality and service available in the Cafeteria and the vending machines.</b>						
	Strong 'Yes'	'Yes'	'No'	Strong 'No'	No opinion	Response Count
Agree?	14.5% (64)	<b>35.9% (158)</b>	11.8% (52)	6.4% (28)	31.4% (138)	440
Important?	35.5% (149)	<b>40.2% (169)</b>	20.2% (85)	3.3% (14)	0.7% (3)	420
	<b>answered question</b>					<b>445</b>
	<b>skipped question</b>					<b>3</b>

<b>Campus security officers are responsive.</b>						
	Strong 'Yes'	'Yes'	'No'	Strong 'No'	No opinion	Response Count
Agree?	11.4% (50)	30.2% (133)	8.0% (35)	5.5% (24)	<b>45.0% (198)</b>	440
Important?	<b>52.2% (215)</b>	35.9% (148)	7.5% (31)	3.6% (15)	0.7% (3)	412
	<b>answered question</b>					<b>444</b>
	<b>skipped question</b>					<b>4</b>

<b>I am satisfied with the availability of textbooks in the Bookstore.</b>						
	Strong 'Yes'	'Yes'	'No'	Strong 'No'	No opinion	Response Count
Agree?	11.1% (48)	<b>51.0% (221)</b>	20.6% (89)	8.3% (36)	9.0% (39)	433
Important?	<b>61.0% (258)</b>	34.0% (144)	3.5% (15)	0.9% (4)	0.5% (2)	423
	<b>answered question</b>					<b>440</b>
	<b>skipped question</b>					<b>8</b>

<b>I receive good customer service at the Bookstore.</b>						
	Strong 'Yes'	'Yes'	'No'	Strong 'No'	No opinion	Response Count
Agree?	26.7% (118)	<b>57.5% (254)</b>	6.1% (27)	4.5% (20)	5.2% (23)	442
Important?	<b>45.6% (196)</b>	45.1% (194)	7.9% (34)	1.4% (6)	0.0% (0)	430
	<b>answered question</b>					<b>444</b>
	<b>skipped question</b>					<b>4</b>

<b>I am satisfied with the service received at the Student Health Center.</b>						
	Strong 'Yes'	'Yes'	'No'	Strong 'No'	No opinion	Response Count
Agree?	17.0% (75)	22.4% (99)	1.1% (5)	0.7% (3)	<b>58.7% (259)</b>	441
Important?	<b>47.9% (191)</b>	39.6% (158)	9.3% (37)	2.3% (9)	1.0% (4)	399
	<b>answered question</b>					<b>443</b>
	<b>skipped question</b>					<b>5</b>

<b>My experiences at Ohlone have been consistent with what I expected from college publications and/or college representatives.</b>						
	Strong 'Yes'	'Yes'	'No'	Strong 'No'	No opinion	Response Count
Agree?	21.1% (93)	<b>56.0% (247)</b>	8.2% (36)	2.7% (12)	12.0% (53)	441
Important?	<b>48.0% (203)</b>	45.4% (192)	5.0% (21)	1.2% (5)	0.5% (2)	423
	<b>answered question</b>					<b>442</b>
	<b>skipped question</b>					<b>6</b>

<b>I have found the Ohlone campus to be a positive and supportive environment to pursue an education.</b>						
	Strong 'Yes'	'Yes'	'No'	Strong 'No'	No opinion	Response Count
Agree?	26.4% (117)	<b>59.4% (263)</b>	5.4% (24)	2.5% (11)	6.3% (28)	443
Important?	<b>61.2% (260)</b>	36.5% (155)	1.6% (7)	0.2% (1)	0.5% (2)	425
	<b>answered question</b>					<b>444</b>
	<b>skipped question</b>					<b>4</b>

<b>The student government effectively represents student interests.</b>						
	Strong 'Yes'	'Yes'	'No'	Strong 'No'	No opinion	Response Count
Agree?	7.0% (31)	25.4% (112)	10.7% (47)	5.0% (22)	<b>51.9% (229)</b>	441
Important?	32.8% (130)	<b>43.7% (173)</b>	16.4% (65)	6.3% (25)	0.8% (3)	396
	<i>answered question</i>					<b>442</b>
	<i>skipped question</i>					<b>6</b>

<b>I am interested in events, clubs, and activities if they are offered at a time when I can attend.</b>						
	Strong 'Yes'	'Yes'	'No'	Strong 'No'	No opinion	Response Count
Agree?	9.3% (41)	29.6% (131)	14.4% (64)	7.2% (32)	<b>39.5% (175)</b>	443
Important?	26.2% (106)	<b>34.2% (138)</b>	29.0% (117)	9.7% (39)	1.0% (4)	404
	<i>answered question</i>					<b>443</b>
	<i>skipped question</i>					<b>5</b>

<b>Ohlone College personnel treat all students with equal respect regardless of their age, ancestry, color, disability, gender, marital status, national origin, parental status, race, religion, sexual orientation, or veteran status.</b>						
	Strong 'Yes'	'Yes'	'No'	Strong 'No'	No opinion	Response Count
Agree?	30.3% (133)	<b>46.2% (203)</b>	8.4% (37)	3.6% (16)	11.4% (50)	439
Important?	<b>69.3% (294)</b>	28.3% (120)	1.4% (6)	0.9% (4)	0.0% (0)	424
	<i>answered question</i>					<b>443</b>
	<i>skipped question</i>					<b>5</b>

<b>The faculty and staff at Ohlone are sufficiently diverse to meet the needs of students.</b>						
	Strong 'Yes'	'Yes'	'No'	Strong 'No'	No opinion	Response Count
Agree?	22.6% (100)	<b>58.8% (260)</b>	4.1% (18)	0.5% (2)	14.0% (62)	442
Important?	<b>50.2% (212)</b>	40.8% (172)	7.6% (32)	1.2% (5)	0.2% (1)	422
	<i>answered question</i>					<b>443</b>
	<i>skipped question</i>					<b>5</b>

<b>The College promotes positive interaction among students from diverse backgrounds.</b>						
	Strong 'Yes'	'Yes'	'No'	Strong 'No'	No opinion	Response Count
Agree?	21.3% (94)	<b>50.9% (225)</b>	6.8% (30)	2.3% (10)	18.8% (83)	442
Important?	<b>45.1% (189)</b>	44.6% (187)	7.9% (33)	1.9% (8)	0.5% (2)	419
	<b>answered question</b>					<b>443</b>
	<b>skipped question</b>					<b>5</b>

<b>The College policies and practices demonstrate appropriate concern for issues of equity and diversity.</b>						
	Strong 'Yes'	'Yes'	'No'	Strong 'No'	No opinion	Response Count
Agree?	20.1% (88)	<b>48.6% (213)</b>	4.3% (19)	1.4% (6)	25.6% (112)	438
Important?	44.3% (180)	<b>47.3% (192)</b>	5.4% (22)	2.2% (9)	0.7% (3)	406
	<b>answered question</b>					<b>440</b>
	<b>skipped question</b>					<b>8</b>

<b>I have been made to feel comfortable here by staff and other students.</b>						
	Strong 'Yes'	'Yes'	'No'	Strong 'No'	No opinion	Response Count
Agree?	24.7% (109)	<b>57.2% (253)</b>	6.1% (27)	2.0% (9)	10.0% (44)	442
Important?	<b>50.5% (212)</b>	43.8% (184)	4.3% (18)	1.0% (4)	0.5% (2)	420
	<b>answered question</b>					<b>443</b>
	<b>skipped question</b>					<b>5</b>



<b>Campus facilities are well-maintained and provide a comfortable environment.</b>						
	Strong 'Yes'	'Yes'	'No'	Strong 'No'	No opinion	Response Count
Agree?	21.9% (97)	<b>54.3% (240)</b>	13.3% (59)	4.3% (19)	6.1% (27)	442
Important?	<b>54.2% (228)</b>	42.8% (180)	2.1% (9)	0.7% (3)	0.2% (1)	421
	<b>answered question</b>					<b>443</b>
	<b>skipped question</b>					<b>5</b>



<b>The campus' landscaped areas are attractive.</b>						
	Strong 'Yes'	'Yes'	'No'	Strong 'No'	No opinion	Response Count
Agree?	20.2% (89)	<b>42.0% (185)</b>	15.2% (67)	9.1% (40)	13.6% (60)	441
Important?	35.8% (150)	<b>42.5% (178)</b>	17.7% (74)	4.1% (17)	0.0% (0)	419
	<b>answered question</b>					<b>442</b>
	<b>skipped question</b>					<b>6</b>



<b>I feel safe on campus.</b>						
	Strong 'Yes'	'Yes'	'No'	Strong 'No'	No opinion	Response Count
Agree?	31.7% (140)	<b>55.2% (244)</b>	5.4% (24)	2.3% (10)	5.4% (24)	442
Important?	<b>67.8% (289)</b>	29.8% (127)	1.2% (5)	1.2% (5)	0.0% (0)	426
	<b>answered question</b>					<b>443</b>
	<b>skipped question</b>					<b>5</b>






<b>I would recommend taking classes at Ohlone.</b>						
	Strong 'Yes'	'Yes'	'No'	Strong 'No'	No opinion	Response Count
Agree?	35.2% (156)	<b>52.4% (232)</b>	3.6% (16)	2.3% (10)	6.5% (29)	443
Important?	<b>48.9% (207)</b>	44.2% (187)	5.4% (23)	0.9% (4)	0.5% (2)	423
	<b>answered question</b>					<b>444</b>
	<b>skipped question</b>					<b>4</b>

<b>If I had it to do over again, I would attend Ohlone.</b>						
	Strong 'Yes'	'Yes'	'No'	Strong 'No'	No opinion	Response Count
Agree?	29.8% (132)	<b>44.0% (195)</b>	7.2% (32)	5.4% (24)	13.5% (60)	443
Important?	42.7% (179)	<b>44.2% (185)</b>	9.8% (41)	2.9% (12)	0.5% (2)	419
	<b>answered question</b>					<b>444</b>
	<b>skipped question</b>					<b>4</b>



<b>I have completed a Student Educational Plan (SEP) with the Counseling Department.</b>			<b>Response Percent</b>	<b>Response Count</b>
Yes			35.7%	154
No			64.3%	277
			<i>answered question</i>	<b>431</b>
			<i>skipped question</i>	<b>17</b>

<b>If you answered 'Yes,' please complete the following: My SEP minimizes class conflicts at registration.</b>			<b>Response Percent</b>	<b>Response Count</b>
Yes			48.1%	129
No			51.9%	139
			<i>answered question</i>	<b>268</b>
			<i>skipped question</i>	<b>180</b>

<b>I took all the classes recommended on my SEP.</b>			<b>Response Percent</b>	<b>Response Count</b>
Yes			42.6%	107
No			57.4%	144
			<i>answered question</i>	<b>251</b>
			<i>skipped question</i>	<b>197</b>












If you answered 'No,' please share with us your reasons:			Response Percent	Response Count
Scheduling conflicts between recommended classes			36.3%	45
Recommended class conflicted with another class I wanted to take			30.7%	38
<b>Recommended class conflicted with other responsibilities (work, etc.) in my schedule</b>			<b>37.9%</b>	<b>47</b>
I have chosen not to follow my SEP			29.0%	36
Other (please specify)			1.6%	2
			<i>answered question</i>	<b>124</b>
			<i>skipped question</i>	<b>324</b>



Pick the top 3 items from this survey, write down the item number, and tell us why the item was of importance or concern. Please add suggestions for improvement.			Response Count
			223
			<i>answered question</i>
			<b>223</b>
			<i>skipped question</i>
			<b>225</b>







What is your gender?			Response Percent	Response Count
Female			53.7%	239
Male			46.3%	206
			<i>answered question</i>	<b>445</b>
			<i>skipped question</i>	<b>3</b>










<b>What is your age?</b>			<b>Response Percent</b>	<b>Response Count</b>
Under 18			2.2%	10
<b>18-20</b>			<b>67.0%</b>	299
21-24			15.5%	69
25-29			4.9%	22
30-39			4.9%	22
40-49			3.8%	17
50-59			1.6%	7
60+			0.0%	0
			<b><i>answered question</i></b>	<b>446</b>
			<b><i>skipped question</i></b>	<b>2</b>




<b>What is your primary ethnicity?</b>			<b>Response Percent</b>	<b>Response Count</b>
African American/Black			3.6%	16
<b>Asian</b>			<b>29.9%</b>	133
Filipino			12.6%	56
Hispanic/Latino			11.9%	53
Middle Eastern			3.6%	16
Native American			0.5%	2
Pacific Islander			2.3%	10
White			28.3%	126
Decline to state			3.8%	17
Other (please specify)			3.6%	16
			<b><i>answered question</i></b>	<b>445</b>
			<b><i>skipped question</i></b>	<b>3</b>


What is the primary language spoken in your home?			Response Percent	Response Count
English			66.0%	293
Arabic			0.7%	3
Chinese			10.8%	48
Farsi			2.0%	9
Hindi			2.3%	10
Japanese			0.0%	0
Korean			0.2%	1
Russian			0.2%	1
Spanish			3.8%	17
Tagalog			3.2%	14
Vietnamese			2.3%	10
Other (please specify)			8.6%	38
			<b>answered question</b>	<b>444</b>
			<b>skipped question</b>	<b>4</b>





Do you have a disability?			Response Percent	Response Count
Yes			5.8%	25
No			94.2%	405
			<b>answered question</b>	<b>430</b>
			<b>skipped question</b>	<b>18</b>






<b>What is your current employment status?</b>			<b>Response Percent</b>	<b>Response Count</b>
<b>Not employed</b>			<b>37.3%</b>	<b>167</b>
Part-time (less than 10 hours a week)			7.1%	32
Part-time (10-19 hours a week)			20.8%	93
Part-time (20-29 hours a week)			23.7%	106
Full-time (30-40 hours a week)			8.7%	39
More than full-time (more than 40 hours a week)			2.5%	11
			<b><i>answered question</i></b>	<b>448</b>
			<b><i>skipped question</i></b>	<b>0</b>

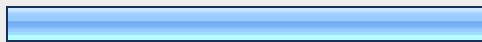

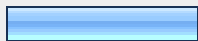










<b>What was your total family income last year?</b>			<b>Response Percent</b>	<b>Response Count</b>
\$0 - \$19,999			11.5%	48
\$20,000 - \$39,999			11.7%	49
\$40,000 - \$59,999			6.7%	28
\$60,000 - \$74,999			7.9%	33
\$75,000 - \$99,999			8.4%	35
\$100,000 - \$149,000			9.8%	41
\$150,000 - \$199,000			4.1%	17
\$200,000 or more			2.6%	11
<b>Decline to state</b>			<b>37.5%</b>	<b>157</b>
			<b><i>answered question</i></b>	<b>419</b>
			<b><i>skipped question</i></b>	<b>29</b>

Where are you currently taking Ohlone classes?			Response Percent	Response Count
Fremont campus only			93.7%	417
Newark area only			1.4%	6
Both Fremont campus and Newark area			4.9%	22
			<b>answered question</b>	<b>445</b>
			<b>skipped question</b>	<b>3</b>

When are you primarily attending Ohlone classes this semester?			Response Percent	Response Count
Day only			100.0%	448
Evening only			0.0%	0
Day and evening			0.0%	0
Weekends only			0.0%	0
			<b>answered question</b>	<b>448</b>
			<b>skipped question</b>	<b>0</b>

How many units are you taking at Ohlone this semester?			Response Percent	Response Count
Less than 6 units			8.1%	36
6-11.5 units			27.9%	124
12-17.5 units			59.3%	264
18 units or more			4.7%	21
			<b>answered question</b>	<b>445</b>
			<b>skipped question</b>	<b>3</b>

How many semesters have you attended Ohlone, including this one?			Response Percent	Response Count
One			19.9%	87
<b>Two</b>			<b>30.4%</b>	133
Three			16.4%	72
Four			15.5%	68
Five or more			17.8%	78
			<b>answered question</b>	<b>438</b>
			<b>skipped question</b>	<b>10</b>

What is your current primary educational goal at Ohlone? (Select only one)			Response Percent	Response Count
<b>Transfer after obtaining AA/AS</b>			<b>51.5%</b>	229
Obtain AA/AS, not transfer			6.7%	30
Transfer without AA/AS			20.9%	93
Obtain vocational degree			0.9%	4
Obtain a certificate			0.7%	3
Maintain certificate or license			0.7%	3
Formulate career plans			2.3%	10
Acquire job skills			0.5%	2
Update job skills			0.5%	2
Basic skills improvement			2.5%	11
GED/high school			0.7%	3
Leisure/Personal enrichment			1.8%	8
Undecided			10.6%	47
			<b>answered question</b>	<b>445</b>
			<b>skipped question</b>	<b>3</b>

<b>Please identify your major. (Select only one)</b>			<b>Response Percent</b>	<b>Response Count</b>
Administration of Justice			5.5%	24
Biotechnology			0.0%	0
<b>Business (including Administration, Accounting)</b>			<b>23.4%</b>	103
Computer Science (including Computer Engineering, Networks)			3.0%	13
Deaf Studies/ASL/Interpreter Prep			0.9%	4
Early Childhood Studies			1.8%	8
English/Journalism			3.9%	17
Exercise Science/Athletic Training			1.1%	5
Entertainment Design Technology/Broadcasting			1.4%	6
Graphic Arts/Multimedia/Interior Design			2.1%	9
Health Sciences (Nursing, PTA, RT)			12.5%	55
Liberal Arts			3.9%	17
Mathematics/Engineering			2.3%	10
Music			0.5%	2
Natural Sciences (including Biology, Chemistry, Physics, Geology)			4.6%	20
Real Estate			0.2%	1
Social Sciences			4.3%	19
Speech Communication			1.4%	6
Undecided			18.2%	80
Other (please specify)			9.3%	41
		<b>answered question</b>		<b>440</b>
		<b>skipped question</b>		<b>8</b>