

Student Opinion Survey Spring 2007

Ohlone College offers a variety of courses to meet my needs and interests.						
	Strong 'Yes'	'Yes'	'No'	Strong 'No'	No opinion	Response Count
Agree?	25.7% (55)	62.1% (133)	8.9% (19)	0.9% (2)	2.3% (5)	214
Important?	75.7% (159)	22.9% (48)	1.0% (2)	0.0% (0)	0.5% (1)	210
	<i>answered question</i>					214
	<i>skipped question</i>					0

Courses at Ohlone are preparing me for my career or educational goal.						
	Strong 'Yes'	'Yes'	'No'	Strong 'No'	No opinion	Response Count
Agree?	30.4% (65)	63.1% (135)	2.8% (6)	0.0% (0)	3.7% (8)	214
Important?	71.4% (150)	25.2% (53)	2.9% (6)	0.0% (0)	0.5% (1)	210
	<i>answered question</i>					214
	<i>skipped question</i>					0

My instructors are highly skilled teachers and come to classes well prepared.						
	Strong 'Yes'	'Yes'	'No'	Strong 'No'	No opinion	Response Count
Agree?	41.8% (89)	48.4% (103)	4.2% (9)	1.9% (4)	3.8% (8)	213
Important?	72.2% (151)	24.4% (51)	2.4% (5)	0.5% (1)	0.5% (1)	209
	<i>answered question</i>					214
	<i>skipped question</i>					0

My instructors are available to talk with me about my questions and concerns outside of class.						
	Strong 'Yes'	'Yes'	'No'	Strong 'No'	No opinion	Response Count
Agree?	33.3% (71)	49.3% (105)	6.1% (13)	2.3% (5)	8.9% (19)	213
Important?	61.7% (129)	33.0% (69)	4.8% (10)	0.0% (0)	0.5% (1)	209
	<i>answered question</i>					213
	<i>skipped question</i>					1

My instructors have been fair in their grading.						
	Strong 'Yes'	'Yes'	'No'	Strong 'No'	No opinion	Response Count
Agree?	34.7% (74)	51.2% (109)	2.3% (5)	2.8% (6)	8.9% (19)	213
Important?	69.7% (147)	27.5% (58)	1.9% (4)	0.5% (1)	0.5% (1)	211
	answered question					213
	skipped question					1

My instructors give practical examples of how theories apply to real life.						
	Strong 'Yes'	'Yes'	'No'	Strong 'No'	No opinion	Response Count
Agree?	35.4% (75)	48.1% (102)	8.5% (18)	3.3% (7)	4.7% (10)	212
Important?	58.4% (122)	35.4% (74)	4.8% (10)	1.0% (2)	0.5% (1)	209
	answered question					213
	skipped question					1

The quality of instruction is excellent at Ohlone.						
	Strong 'Yes'	'Yes'	'No'	Strong 'No'	No opinion	Response Count
Agree?	22.9% (49)	56.1% (120)	7.5% (16)	1.4% (3)	12.1% (26)	214
Important?	66.2% (137)	30.4% (63)	2.9% (6)	0.0% (0)	0.5% (1)	207
	answered question					214
	skipped question					0

My instructors are responsive to my individual needs.						
	Strong 'Yes'	'Yes'	'No'	Strong 'No'	No opinion	Response Count
Agree?	24.8% (52)	51.9% (109)	9.0% (19)	1.9% (4)	12.4% (26)	210
Important?	53.9% (111)	38.8% (80)	6.8% (14)	0.0% (0)	0.5% (1)	206
	answered question					211
	skipped question					3

My instructors encourage me to be actively involved and participate in class.						
	Strong 'Yes'	'Yes'	'No'	Strong 'No'	No opinion	Response Count
Agree?	34.3% (73)	49.3% (105)	7.0% (15)	0.9% (2)	8.5% (18)	213
Important?	48.3% (101)	34.0% (71)	15.3% (32)	1.4% (3)	1.0% (2)	209
	answered question					214
	skipped question					0

Courses I need are offered at the times that are convenient to my schedule.						
	Strong 'Yes'	'Yes'	'No'	Strong 'No'	No opinion	Response Count
Agree?	20.6% (44)	42.1% (90)	23.8% (51)	10.7% (23)	2.8% (6)	214
Important?	78.5% (164)	18.7% (39)	2.4% (5)	0.0% (0)	0.5% (1)	209
	answered question					214
	skipped question					0

My instructors encourage students to examine different points of view.						
	Strong 'Yes'	'Yes'	'No'	Strong 'No'	No opinion	Response Count
Agree?	23.0% (48)	56.9% (119)	5.7% (12)	2.4% (5)	12.0% (25)	209
Important?	41.5% (85)	47.3% (97)	9.8% (20)	1.0% (2)	0.5% (1)	205
	answered question					209
	skipped question					5

My instructors engage me in learning by using technology in the classroom.						
	Strong 'Yes'	'Yes'	'No'	Strong 'No'	No opinion	Response Count
Agree?	23.2% (49)	42.7% (90)	13.7% (29)	3.8% (8)	16.6% (35)	211
Important?	41.2% (84)	39.7% (81)	16.7% (34)	2.0% (4)	0.5% (1)	204
	answered question					212
	skipped question					2

Sufficient tutoring resources are available in a variety of subjects.						
	Strong 'Yes'	'Yes'	'No'	Strong 'No'	No opinion	Response Count
Agree?	14.4% (30)	38.3% (80)	14.4% (30)	3.3% (7)	29.7% (62)	209
Important?	46.5% (93)	36.5% (73)	14.5% (29)	2.0% (4)	0.5% (1)	200
	<i>answered question</i>					211
	<i>skipped question</i>					3

My grade in a class has improved because I used the on-campus tutoring services.						
	Strong 'Yes'	'Yes'	'No'	Strong 'No'	No opinion	Response Count
Agree?	5.3% (11)	19.6% (41)	12.0% (25)	6.2% (13)	56.9% (119)	209
Important?	28.6% (54)	40.2% (76)	23.8% (45)	5.8% (11)	1.6% (3)	189
	<i>answered question</i>					210
	<i>skipped question</i>					4

The Ohlone library provides me access to the information I need for my assignments.						
	Strong 'Yes'	'Yes'	'No'	Strong 'No'	No opinion	Response Count
Agree?	13.3% (28)	34.8% (73)	9.0% (19)	2.9% (6)	40.0% (84)	210
Important?	44.1% (86)	40.0% (78)	12.3% (24)	3.1% (6)	0.5% (1)	195
	<i>answered question</i>					210
	<i>skipped question</i>					4

The current library hours meet my research and study needs.						
	Strong 'Yes'	'Yes'	'No'	Strong 'No'	No opinion	Response Count
Agree?	10.5% (22)	29.0% (61)	11.4% (24)	6.7% (14)	42.4% (89)	210
Important?	41.8% (81)	40.7% (79)	13.4% (26)	3.6% (7)	0.5% (1)	194
	<i>answered question</i>					210
	<i>skipped question</i>					4

The information provided during Orientation was helpful to me.						
	Strong 'Yes'	'Yes'	'No'	Strong 'No'	No opinion	Response Count
Agree?	10.0% (21)	28.6% (60)	6.2% (13)	3.3% (7)	51.9% (109)	210
Important?	34.2% (64)	37.4% (70)	19.3% (36)	7.5% (14)	1.6% (3)	187
	answered question					210
	skipped question					4

It is convenient, either through WebAdvisor or at the Admissions and Records window, to register for classes.						
	Strong 'Yes'	'Yes'	'No'	Strong 'No'	No opinion	Response Count
Agree?	49.1% (105)	37.9% (81)	5.1% (11)	3.7% (8)	4.2% (9)	214
Important?	70.2% (146)	26.0% (54)	2.4% (5)	0.5% (1)	1.0% (2)	208
	answered question					214
	skipped question					0

Counselors are available when I need to see them.						
	Strong 'Yes'	'Yes'	'No'	Strong 'No'	No opinion	Response Count
Agree?	13.3% (28)	33.3% (70)	19.5% (41)	8.6% (18)	25.2% (53)	210
Important?	58.6% (116)	35.4% (70)	4.5% (9)	0.5% (1)	1.0% (2)	198
	answered question					212
	skipped question					2

There are adequate support services for evening-only students.						
	Strong 'Yes'	'Yes'	'No'	Strong 'No'	No opinion	Response Count
Agree?	8.1% (17)	26.3% (55)	22.5% (47)	12.4% (26)	30.6% (64)	209
Important?	60.2% (118)	30.6% (60)	6.6% (13)	1.5% (3)	1.0% (2)	196
	answered question					211
	skipped question					3

I receive the assistance I need in academic advising and educational planning.						
	Strong 'Yes'	'Yes'	'No'	Strong 'No'	No opinion	Response Count
Agree?	12.0% (25)	34.9% (73)	15.3% (32)	4.3% (9)	33.5% (70)	209
Important?	51.8% (103)	39.7% (79)	5.5% (11)	2.5% (5)	0.5% (1)	199
	answered question					211
	skipped question					3

I am satisfied with the information I receive about career and transfer options.						
	Strong 'Yes'	'Yes'	'No'	Strong 'No'	No opinion	Response Count
Agree?	13.7% (29)	33.2% (70)	11.8% (25)	4.7% (10)	36.5% (77)	211
Important?	53.0% (106)	38.0% (76)	6.0% (12)	2.5% (5)	0.5% (1)	200
	answered question					211
	skipped question					3

The waitlist process has made it more efficient to register for the classes I want.						
	Strong 'Yes'	'Yes'	'No'	Strong 'No'	No opinion	Response Count
Agree?	21.5% (45)	34.0% (71)	10.0% (21)	2.9% (6)	31.6% (66)	209
Important?	52.8% (103)	34.4% (67)	8.7% (17)	3.6% (7)	0.5% (1)	195
	answered question					210
	skipped question					4

I receive satisfactory assistance from the Admissions and Records staff during the registration process.						
	Strong 'Yes'	'Yes'	'No'	Strong 'No'	No opinion	Response Count
Agree?	15.3% (32)	39.2% (82)	13.9% (29)	2.9% (6)	28.7% (60)	209
Important?	52.7% (99)	38.3% (72)	5.3% (10)	2.7% (5)	1.1% (2)	188
	answered question					212
	skipped question					2

The Financial Aid staff provide me with good customer service.						
	Strong 'Yes'	'Yes'	'No'	Strong 'No'	No opinion	Response Count
Agree?	7.8% (16)	21.4% (44)	6.8% (14)	2.9% (6)	61.2% (126)	206
Important?	43.4% (82)	38.6% (73)	12.7% (24)	4.2% (8)	1.1% (2)	189
	answered question					209
	skipped question					5

I am satisfied with the quality and service available in the Cafeteria and the vending machines.						
	Strong 'Yes'	'Yes'	'No'	Strong 'No'	No opinion	Response Count
Agree?	5.7% (12)	23.9% (50)	9.6% (20)	5.3% (11)	55.5% (116)	209
Important?	28.0% (54)	38.3% (74)	23.8% (46)	8.8% (17)	1.0% (2)	193
	answered question					210
	skipped question					4

Campus security officers are responsive.						
	Strong 'Yes'	'Yes'	'No'	Strong 'No'	No opinion	Response Count
Agree?	7.1% (15)	26.2% (55)	9.0% (19)	3.8% (8)	53.8% (113)	210
Important?	50.0% (95)	36.3% (69)	7.4% (14)	5.3% (10)	1.1% (2)	190
	answered question					210
	skipped question					4

I am satisfied with the availability of textbooks in the Bookstore.						
	Strong 'Yes'	'Yes'	'No'	Strong 'No'	No opinion	Response Count
Agree?	11.2% (23)	46.1% (95)	20.4% (42)	5.3% (11)	17.0% (35)	206
Important?	55.0% (110)	33.5% (67)	8.5% (17)	1.5% (3)	1.5% (3)	200
	answered question					210
	skipped question					4

I receive good customer service at the Bookstore.						
	Strong 'Yes'	'Yes'	'No'	Strong 'No'	No opinion	Response Count
Agree?	24.6% (52)	55.5% (117)	5.2% (11)	2.4% (5)	12.3% (26)	211
Important?	38.3% (77)	50.7% (102)	8.0% (16)	1.5% (3)	1.5% (3)	201
	answered question					211
	skipped question					3

I am satisfied with the service received at the Student Health Center.						
	Strong 'Yes'	'Yes'	'No'	Strong 'No'	No opinion	Response Count
Agree?	5.3% (11)	18.8% (39)	1.4% (3)	0.5% (1)	74.0% (154)	208
Important?	38.1% (69)	41.4% (75)	14.9% (27)	4.4% (8)	1.1% (2)	181
	answered question					208
	skipped question					6

My experiences at Ohlone have been consistent with what I expected from college publications and/or college representatives.						
	Strong 'Yes'	'Yes'	'No'	Strong 'No'	No opinion	Response Count
Agree?	20.8% (44)	54.7% (116)	5.7% (12)	0.9% (2)	17.9% (38)	212
Important?	48.2% (94)	41.0% (80)	8.7% (17)	1.5% (3)	0.5% (1)	195
	answered question					212
	skipped question					2

I have found the Ohlone campus to be a positive and supportive environment to pursue an education.						
	Strong 'Yes'	'Yes'	'No'	Strong 'No'	No opinion	Response Count
Agree?	26.3% (56)	59.6% (127)	2.3% (5)	1.4% (3)	10.3% (22)	213
Important?	56.3% (112)	35.7% (71)	6.0% (12)	1.0% (2)	1.0% (2)	199
	answered question					213
	skipped question					1

The student government effectively represents student interests.						
	Strong 'Yes'	'Yes'	'No'	Strong 'No'	No opinion	Response Count
Agree?	7.6% (16)	18.1% (38)	4.3% (9)	2.4% (5)	67.6% (142)	210
Important?	29.8% (54)	37.6% (68)	23.8% (43)	7.7% (14)	1.1% (2)	181
	<i>answered question</i>					210
	<i>skipped question</i>					4

I am interested in events, clubs, and activities if they are offered at a time when I can attend.						
	Strong 'Yes'	'Yes'	'No'	Strong 'No'	No opinion	Response Count
Agree?	9.4% (20)	25.9% (55)	5.2% (11)	3.8% (8)	55.7% (118)	212
Important?	27.4% (52)	28.9% (55)	33.2% (63)	10.0% (19)	0.5% (1)	190
	<i>answered question</i>					212
	<i>skipped question</i>					2

Ohlone College personnel treat all students with equal respect regardless of their age, ancestry, color, disability, gender, marital status, national origin, parental status, race, religion, sexual orientation, or veteran status.						
	Strong 'Yes'	'Yes'	'No'	Strong 'No'	No opinion	Response Count
Agree?	28.2% (60)	41.8% (89)	4.7% (10)	2.8% (6)	22.5% (48)	213
Important?	61.6% (122)	30.8% (61)	3.5% (7)	3.5% (7)	0.5% (1)	198
	<i>answered question</i>					213
	<i>skipped question</i>					1

The faculty and staff at Ohlone are sufficiently diverse to meet the needs of students.						
	Strong 'Yes'	'Yes'	'No'	Strong 'No'	No opinion	Response Count
Agree?	19.5% (41)	48.6% (102)	4.8% (10)	1.9% (4)	25.2% (53)	210
Important?	47.2% (92)	41.0% (80)	8.7% (17)	2.6% (5)	0.5% (1)	195
	<i>answered question</i>					211
	<i>skipped question</i>					3

The College promotes positive interaction among students from diverse backgrounds.						
	Strong 'Yes'	'Yes'	'No'	Strong 'No'	No opinion	Response Count
Agree?	17.5% (37)	43.1% (91)	2.4% (5)	1.4% (3)	35.5% (75)	211
Important?	40.4% (78)	45.1% (87)	9.8% (19)	4.1% (8)	0.5% (1)	193
	answered question					212
	skipped question					2

The College policies and practices demonstrate appropriate concern for issues of equity and diversity.						
	Strong 'Yes'	'Yes'	'No'	Strong 'No'	No opinion	Response Count
Agree?	16.7% (35)	41.9% (88)	2.4% (5)	1.4% (3)	37.6% (79)	210
Important?	41.0% (77)	45.2% (85)	9.0% (17)	4.3% (8)	0.5% (1)	188
	answered question					210
	skipped question					4

I have been made to feel comfortable here by staff and other students.						
	Strong 'Yes'	'Yes'	'No'	Strong 'No'	No opinion	Response Count
Agree?	23.5% (50)	56.3% (120)	3.8% (8)	0.5% (1)	16.0% (34)	213
Important?	50.5% (99)	41.3% (81)	4.1% (8)	3.6% (7)	0.5% (1)	196
	answered question					213
	skipped question					1

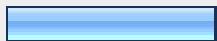

Campus facilities are well-maintained and provide a comfortable environment.						
	Strong 'Yes'	'Yes'	'No'	Strong 'No'	No opinion	Response Count
Agree?	19.6% (42)	53.3% (114)	11.2% (24)	4.7% (10)	11.2% (24)	214
Important?	51.0% (101)	43.9% (87)	3.5% (7)	1.0% (2)	0.5% (1)	198
	answered question					214
	skipped question					0



The campus' landscaped areas are attractive.						
	Strong 'Yes'	'Yes'	'No'	Strong 'No'	No opinion	Response Count
Agree?	18.9% (40)	43.4% (92)	13.7% (29)	4.2% (9)	19.8% (42)	212
Important?	33.2% (65)	42.9% (84)	18.4% (36)	4.6% (9)	1.0% (2)	196
	answered question					213
	skipped question					1

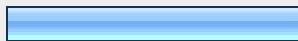
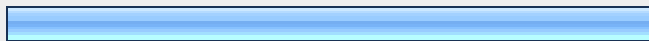
I feel safe on campus.						
	Strong 'Yes'	'Yes'	'No'	Strong 'No'	No opinion	Response Count
Agree?	16.4% (35)	57.5% (123)	12.1% (26)	4.2% (9)	9.8% (21)	214
Important?	60.8% (121)	35.7% (71)	2.0% (4)	1.0% (2)	0.5% (1)	199
	answered question					214
	skipped question					0





I would recommend taking classes at Ohlone.						
	Strong 'Yes'	'Yes'	'No'	Strong 'No'	No opinion	Response Count
Agree?	31.0% (66)	58.2% (124)	2.8% (6)	0.0% (0)	8.0% (17)	213
Important?	49.2% (96)	42.1% (82)	6.7% (13)	1.5% (3)	0.5% (1)	195
	answered question					213
	skipped question					1

If I had it to do over again, I would attend Ohlone.						
	Strong 'Yes'	'Yes'	'No'	Strong 'No'	No opinion	Response Count
Agree?	30.2% (64)	51.4% (109)	4.2% (9)	1.4% (3)	12.7% (27)	212
Important?	46.8% (89)	39.5% (75)	10.0% (19)	2.6% (5)	1.1% (2)	190
	answered question					212
	skipped question					2



I have completed a Student Educational Plan (SEP) with the Counseling Department.			Response Percent	Response Count
Yes			22.4%	45
No			77.6%	156
			<i>answered question</i>	201
			<i>skipped question</i>	13

If you answered 'Yes,' please complete the following: My SEP minimizes class conflicts at registration.			Response Percent	Response Count
Yes			34.6%	37
No			65.4%	70
			<i>answered question</i>	107
			<i>skipped question</i>	107

I took all the classes recommended on my SEP.			Response Percent	Response Count
Yes			31.0%	31
No			69.0%	69
			<i>answered question</i>	100
			<i>skipped question</i>	114












If you answered 'No,' please share with us your reasons:			Response Percent	Response Count
Scheduling conflicts between recommended classes			32.7%	18
Recommended class conflicted with another class I wanted to take			27.3%	15
Recommended class conflicted with other responsibilities (work, etc.) in my schedule			49.1%	27
I have chosen not to follow my SEP			34.6%	19
Other (please specify)			0.0%	0
		answered question		55
		skipped question		159



Pick the top 3 items from this survey, write down the item number, and tell us why the item was of importance or concern. Please add suggestions for improvement.			Response Count
			91
		answered question	91
		skipped question	123







What is your gender?			Response Percent	Response Count
Female			64.4%	134
Male			35.6%	74
		answered question		208
		skipped question		6





What is your age?			Response Percent	Response Count
Under 18			2.4%	5
18-20			11.0%	23
21-24			20.5%	43
25-29			23.8%	50
30-39			25.7%	54
40-49			11.0%	23
50-59			4.8%	10
60+			1.0%	2
			<i>answered question</i>	210
			<i>skipped question</i>	4




What is your primary ethnicity?			Response Percent	Response Count
African American/Black			4.3%	9
Asian			39.2%	83
Filipino			9.4%	20
Hispanic/Latino			9.9%	21
Middle Eastern			2.8%	6
Native American			1.4%	3
Pacific Islander			2.8%	6
White			22.6%	48
Decline to state			3.8%	8
Other (please specify)			3.8%	8
			<i>answered question</i>	212
			<i>skipped question</i>	2


What is the primary language spoken in your home?			Response Percent	Response Count
English			61.8%	131
Arabic			0.0%	0
Chinese			9.4%	20
Farsi			3.3%	7
Hindi			2.4%	5
Japanese			0.9%	2
Korean			0.5%	1
Russian			1.4%	3
Spanish			4.7%	10
Tagalog			2.4%	5
Vietnamese			2.8%	6
Other (please specify)			10.4%	22
			answered question	212
			skipped question	2

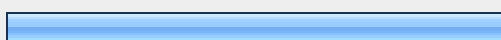


Do you have a disability?			Response Percent	Response Count
Yes			6.4%	13
No			93.6%	190
			answered question	203
			skipped question	11






What is your current employment status?			Response Percent	Response Count
Not employed			22.9%	49
Part-time (less than 10 hours a week)			3.3%	7
Part-time (10-19 hours a week)			6.1%	13
Part-time (20-29 hours a week)			11.2%	24
Full-time (30-40 hours a week)			44.9%	96
More than full-time (more than 40 hours a week)			11.7%	25
			answered question	214
			skipped question	0

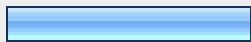
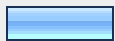
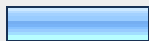









What was your total family income last year?			Response Percent	Response Count
\$0 - \$19,999			6.9%	14
\$20,000 - \$39,999			16.7%	34
\$40,000 - \$59,999			11.8%	24
\$60,000 - \$74,999			9.8%	20
\$75,000 - \$99,999			11.3%	23
\$100,000 - \$149,000			11.8%	24
\$150,000 - \$199,000			2.9%	6
\$200,000 or more			2.9%	6
Decline to state			26.0%	53
			answered question	204
			skipped question	10
















Where are you currently taking Ohlone classes?			Response Percent	Response Count
Fremont campus only			71.4%	152
Newark area only			15.0%	32
Both Fremont campus and Newark area			13.6%	29
			answered question	213
			skipped question	1

When are you primarily attending Ohlone classes this semester?			Response Percent	Response Count
Day only			0.0%	0
Evening only			100.0%	214
Day and evening			0.0%	0
Weekends only			0.0%	0
			answered question	214
			skipped question	0

How many units are you taking at Ohlone this semester?			Response Percent	Response Count
Less than 6 units			53.1%	113
6-11.5 units			36.2%	77
12-17.5 units			10.8%	23
18 units or more			0.0%	0
			answered question	213
			skipped question	1

How many semesters have you attended Ohlone, including this one?			Response Percent	Response Count
One			22.1%	46
Two			25.0%	52
Three			15.9%	33
Four			7.2%	15
Five or more			29.8%	62
			answered question	208
			skipped question	6

What is your current primary educational goal at Ohlone? (Select only one)			Response Percent	Response Count
Transfer after obtaining AA/AS			26.6%	55
Obtain AA/AS, not transfer			11.6%	24
Transfer without AA/AS			15.9%	33
Obtain vocational degree			1.5%	3
Obtain a certificate			5.3%	11
Maintain certificate or license			0.0%	0
Formulate career plans			4.4%	9
Acquire job skills			4.8%	10
Update job skills			2.4%	5
Basic skills improvement			6.3%	13
GED/high school			1.9%	4
Leisure/Personal enrichment			6.3%	13
Undecided			13.0%	27
			answered question	207
			skipped question	7

Please identify your major. (Select only one)			Response Percent	Response Count
Administration of Justice			1.0%	2
Biotechnology			0.0%	0
Business (including Administration, Accounting)			20.1%	42
Computer Science (including Computer Engineering, Networks)			11.0%	23
Deaf Studies/ASL/Interpreter Prep			0.0%	0
Early Childhood Studies			1.9%	4
English/Journalism			1.9%	4
Exercise Science/Athletic Training			0.0%	0
Entertainment Design Technology/Broadcasting			3.8%	8
Graphic Arts/Multimedia/Interior Design			0.5%	1
Health Sciences (Nursing, PTA, RT)			19.6%	41
Liberal Arts			1.9%	4
Mathematics/Engineering			1.9%	4
Music			0.0%	0
Natural Sciences (including Biology, Chemistry, Physics, Geology)			7.2%	15
Real Estate			0.0%	0
Social Sciences			2.4%	5
Speech Communication			2.4%	5
Undecided			14.8%	31
Other (please specify)			9.6%	20
		answered question		209
		skipped question		5