

Student Opinion Survey Spring 2007

Ohlone College offers a variety of courses to meet my needs and interests.						
	Strong 'Yes'	'Yes'	'No'	Strong 'No'	No opinion	Response Count
Agree?	30.8% (52)	61.5% (104)	6.5% (11)	0.6% (1)	0.6% (1)	169
Important?	71.9% (120)	26.9% (45)	1.2% (2)	0.0% (0)	0.0% (0)	167
	answered question					169
	skipped question					1

Courses at Ohlone are preparing me for my career or educational goal.						
	Strong 'Yes'	'Yes'	'No'	Strong 'No'	No opinion	Response Count
Agree?	33.9% (57)	63.7% (107)	0.0% (0)	0.0% (0)	2.4% (4)	168
Important?	69.3% (115)	27.7% (46)	3.0% (5)	0.0% (0)	0.0% (0)	166
	answered question					169
	skipped question					1

My instructors are highly skilled teachers and come to classes well prepared.						
	Strong 'Yes'	'Yes'	'No'	Strong 'No'	No opinion	Response Count
Agree?	47.9% (80)	45.5% (76)	3.6% (6)	0.6% (1)	2.4% (4)	167
Important?	75.8% (125)	22.4% (37)	1.2% (2)	0.6% (1)	0.0% (0)	165
	answered question					169
	skipped question					1

My instructors are available to talk with me about my questions and concerns outside of class.						
	Strong 'Yes'	'Yes'	'No'	Strong 'No'	No opinion	Response Count
Agree?	35.5% (59)	54.2% (90)	2.4% (4)	1.8% (3)	6.0% (10)	166
Important?	57.9% (95)	36.6% (60)	4.3% (7)	1.2% (2)	0.0% (0)	164
	answered question					167
	skipped question					3

My instructors have been fair in their grading.						
	Strong 'Yes'	'Yes'	'No'	Strong 'No'	No opinion	Response Count
Agree?	37.5% (63)	53.0% (89)	1.8% (3)	1.8% (3)	6.0% (10)	168
Important?	66.5% (109)	31.1% (51)	1.8% (3)	0.6% (1)	0.0% (0)	164
	<i>answered question</i>					168
	<i>skipped question</i>					2

My instructors give practical examples of how theories apply to real life.						
	Strong 'Yes'	'Yes'	'No'	Strong 'No'	No opinion	Response Count
Agree?	38.3% (64)	51.5% (86)	5.4% (9)	0.6% (1)	4.2% (7)	167
Important?	53.4% (87)	42.9% (70)	3.1% (5)	0.0% (0)	0.6% (1)	163
	<i>answered question</i>					167
	<i>skipped question</i>					3

The quality of instruction is excellent at Ohlone.						
	Strong 'Yes'	'Yes'	'No'	Strong 'No'	No opinion	Response Count
Agree?	34.5% (58)	53.6% (90)	5.4% (9)	1.2% (2)	5.4% (9)	168
Important?	67.1% (110)	31.1% (51)	0.6% (1)	0.6% (1)	0.6% (1)	164
	<i>answered question</i>					168
	<i>skipped question</i>					2

My instructors are responsive to my individual needs.						
	Strong 'Yes'	'Yes'	'No'	Strong 'No'	No opinion	Response Count
Agree?	31.3% (52)	51.8% (86)	7.2% (12)	0.6% (1)	9.0% (15)	166
Important?	53.4% (87)	40.5% (66)	5.5% (9)	0.0% (0)	0.6% (1)	163
	<i>answered question</i>					167
	<i>skipped question</i>					3

My instructors encourage me to be actively involved and participate in class.						
	Strong 'Yes'	'Yes'	'No'	Strong 'No'	No opinion	Response Count
Agree?	39.6% (67)	52.1% (88)	3.0% (5)	0.0% (0)	5.3% (9)	169
Important?	49.1% (82)	41.3% (69)	9.0% (15)	0.0% (0)	0.6% (1)	167
	answered question					169
	skipped question					1

Courses I need are offered at the times that are convenient to my schedule.						
	Strong 'Yes'	'Yes'	'No'	Strong 'No'	No opinion	Response Count
Agree?	26.2% (44)	47.6% (80)	20.8% (35)	3.6% (6)	1.8% (3)	168
Important?	69.6% (117)	28.0% (47)	2.4% (4)	0.0% (0)	0.0% (0)	168
	answered question					169
	skipped question					1

My instructors encourage students to examine different points of view.						
	Strong 'Yes'	'Yes'	'No'	Strong 'No'	No opinion	Response Count
Agree?	29.5% (49)	54.8% (91)	5.4% (9)	1.2% (2)	9.0% (15)	166
Important?	49.1% (80)	42.9% (70)	6.1% (10)	1.8% (3)	0.0% (0)	163
	answered question					167
	skipped question					3

My instructors engage me in learning by using technology in the classroom.						
	Strong 'Yes'	'Yes'	'No'	Strong 'No'	No opinion	Response Count
Agree?	23.5% (39)	53.0% (88)	10.2% (17)	1.2% (2)	12.0% (20)	166
Important?	39.3% (64)	46.6% (76)	14.1% (23)	0.0% (0)	0.0% (0)	163
	answered question					168
	skipped question					2

Sufficient tutoring resources are available in a variety of subjects.						
	Strong 'Yes'	'Yes'	'No'	Strong 'No'	No opinion	Response Count
Agree?	16.5% (27)	45.1% (74)	9.8% (16)	2.4% (4)	26.2% (43)	164
Important?	44.7% (71)	46.5% (74)	8.2% (13)	0.6% (1)	0.0% (0)	159
	answered question					167
	skipped question					3

My grade in a class has improved because I used the on-campus tutoring services.						
	Strong 'Yes'	'Yes'	'No'	Strong 'No'	No opinion	Response Count
Agree?	9.0% (15)	26.3% (44)	12.0% (20)	3.6% (6)	49.1% (82)	167
Important?	28.3% (43)	44.7% (68)	20.4% (31)	3.9% (6)	2.6% (4)	152
	answered question					167
	skipped question					3

The Ohlone library provides me access to the information I need for my assignments.						
	Strong 'Yes'	'Yes'	'No'	Strong 'No'	No opinion	Response Count
Agree?	12.6% (21)	42.5% (71)	5.4% (9)	3.0% (5)	36.5% (61)	167
Important?	44.2% (69)	41.7% (65)	11.5% (18)	2.6% (4)	0.0% (0)	156
	answered question					167
	skipped question					3

The current library hours meet my research and study needs.						
	Strong 'Yes'	'Yes'	'No'	Strong 'No'	No opinion	Response Count
Agree?	12.0% (20)	35.3% (59)	10.2% (17)	6.6% (11)	35.9% (60)	167
Important?	42.0% (66)	42.0% (66)	12.7% (20)	3.2% (5)	0.0% (0)	157
	answered question					167
	skipped question					3

The information provided during Orientation was helpful to me.						
	Strong 'Yes'	'Yes'	'No'	Strong 'No'	No opinion	Response Count
Agree?	12.9% (21)	38.0% (62)	3.1% (5)	1.8% (3)	44.2% (72)	163
Important?	32.2% (48)	46.3% (69)	15.4% (23)	4.7% (7)	1.3% (2)	149
	answered question					164
	skipped question					6

It is convenient, either through WebAdvisor or at the Admissions and Records window, to register for classes.						
	Strong 'Yes'	'Yes'	'No'	Strong 'No'	No opinion	Response Count
Agree?	46.7% (79)	40.8% (69)	5.3% (9)	1.8% (3)	5.3% (9)	169
Important?	62.1% (100)	34.8% (56)	2.5% (4)	0.0% (0)	0.6% (1)	161
	answered question					169
	skipped question					1

Counselors are available when I need to see them.						
	Strong 'Yes'	'Yes'	'No'	Strong 'No'	No opinion	Response Count
Agree?	14.5% (24)	43.6% (72)	16.4% (27)	5.5% (9)	20.0% (33)	165
Important?	54.4% (87)	41.3% (66)	3.1% (5)	0.6% (1)	0.6% (1)	160
	answered question					168
	skipped question					2

There are adequate support services for evening-only students.						
	Strong 'Yes'	'Yes'	'No'	Strong 'No'	No opinion	Response Count
Agree?	8.0% (13)	27.2% (44)	22.2% (36)	5.6% (9)	37.0% (60)	162
Important?	48.4% (74)	41.2% (63)	7.8% (12)	1.3% (2)	1.3% (2)	153
	answered question					164
	skipped question					6

I receive the assistance I need in academic advising and educational planning.						
	Strong 'Yes'	'Yes'	'No'	Strong 'No'	No opinion	Response Count
Agree?	14.5% (24)	41.0% (68)	10.8% (18)	4.8% (8)	28.9% (48)	166
Important?	48.4% (76)	45.9% (72)	4.5% (7)	0.6% (1)	0.6% (1)	157
	answered question					166
	skipped question					4

I am satisfied with the information I receive about career and transfer options.						
	Strong 'Yes'	'Yes'	'No'	Strong 'No'	No opinion	Response Count
Agree?	12.7% (21)	42.8% (71)	9.0% (15)	3.0% (5)	32.5% (54)	166
Important?	44.9% (71)	48.1% (76)	5.1% (8)	1.3% (2)	0.6% (1)	158
	answered question					166
	skipped question					4

The waitlist process has made it more efficient to register for the classes I want.						
	Strong 'Yes'	'Yes'	'No'	Strong 'No'	No opinion	Response Count
Agree?	20.9% (34)	36.2% (59)	6.7% (11)	0.6% (1)	35.6% (58)	163
Important?	47.7% (74)	39.4% (61)	7.7% (12)	3.9% (6)	1.3% (2)	155
	answered question					165
	skipped question					5

I receive satisfactory assistance from the Admissions and Records staff during the registration process.						
	Strong 'Yes'	'Yes'	'No'	Strong 'No'	No opinion	Response Count
Agree?	12.7% (20)	49.0% (77)	12.1% (19)	1.3% (2)	24.8% (39)	157
Important?	43.0% (61)	48.6% (69)	6.3% (9)	1.4% (2)	0.7% (1)	142
	answered question					161
	skipped question					9

The Financial Aid staff provide me with good customer service.						
	Strong 'Yes'	'Yes'	'No'	Strong 'No'	No opinion	Response Count
Agree?	11.2% (18)	24.8% (40)	4.3% (7)	0.0% (0)	59.6% (96)	161
Important?	38.0% (57)	38.7% (58)	18.0% (27)	4.0% (6)	1.3% (2)	150
	answered question					163
	skipped question					7

I am satisfied with the quality and service available in the Cafeteria and the vending machines.						
	Strong 'Yes'	'Yes'	'No'	Strong 'No'	No opinion	Response Count
Agree?	5.5% (9)	26.4% (43)	11.0% (18)	4.9% (8)	52.1% (85)	163
Important?	24.5% (38)	38.1% (59)	27.1% (42)	9.7% (15)	0.6% (1)	155
	answered question					165
	skipped question					5

Campus security officers are responsive.						
	Strong 'Yes'	'Yes'	'No'	Strong 'No'	No opinion	Response Count
Agree?	7.4% (12)	36.8% (60)	4.3% (7)	1.2% (2)	50.3% (82)	163
Important?	46.4% (70)	42.4% (64)	6.6% (10)	4.0% (6)	0.7% (1)	151
	answered question					163
	skipped question					7

I am satisfied with the availability of textbooks in the Bookstore.						
	Strong 'Yes'	'Yes'	'No'	Strong 'No'	No opinion	Response Count
Agree?	9.9% (16)	60.5% (98)	14.2% (23)	5.6% (9)	9.9% (16)	162
Important?	52.8% (84)	42.1% (67)	2.5% (4)	1.9% (3)	0.6% (1)	159
	answered question					166
	skipped question					4

I receive good customer service at the Bookstore.						
	Strong 'Yes'	'Yes'	'No'	Strong 'No'	No opinion	Response Count
Agree?	21.6% (36)	66.5% (111)	3.6% (6)	1.8% (3)	6.6% (11)	167
Important?	33.1% (54)	60.1% (98)	4.3% (7)	1.8% (3)	0.6% (1)	163
	answered question					167
	skipped question					3

I am satisfied with the service received at the Student Health Center.						
	Strong 'Yes'	'Yes'	'No'	Strong 'No'	No opinion	Response Count
Agree?	7.5% (12)	22.5% (36)	1.9% (3)	0.0% (0)	68.1% (109)	160
Important?	36.7% (55)	41.3% (62)	15.3% (23)	5.3% (8)	1.3% (2)	150
	answered question					162
	skipped question					8

My experiences at Ohlone have been consistent with what I expected from college publications and/or college representatives.						
	Strong 'Yes'	'Yes'	'No'	Strong 'No'	No opinion	Response Count
Agree?	23.0% (38)	54.5% (90)	3.0% (5)	0.6% (1)	18.8% (31)	165
Important?	40.4% (63)	48.7% (76)	8.3% (13)	1.9% (3)	0.6% (1)	156
	answered question					165
	skipped question					5

I have found the Ohlone campus to be a positive and supportive environment to pursue an education.						
	Strong 'Yes'	'Yes'	'No'	Strong 'No'	No opinion	Response Count
Agree?	28.7% (48)	61.1% (102)	0.0% (0)	1.2% (2)	9.0% (15)	167
Important?	52.2% (84)	41.6% (67)	5.6% (9)	0.0% (0)	0.6% (1)	161
	answered question					167
	skipped question					3

The student government effectively represents student interests.						
	Strong 'Yes'	'Yes'	'No'	Strong 'No'	No opinion	Response Count
Agree?	9.8% (16)	22.7% (37)	1.8% (3)	1.2% (2)	64.4% (105)	163
Important?	22.4% (33)	44.2% (65)	23.1% (34)	9.5% (14)	0.7% (1)	147
	<i>answered question</i>					164
	<i>skipped question</i>					6

I am interested in events, clubs, and activities if they are offered at a time when I can attend.						
	Strong 'Yes'	'Yes'	'No'	Strong 'No'	No opinion	Response Count
Agree?	7.2% (12)	26.5% (44)	6.6% (11)	0.6% (1)	59.0% (98)	166
Important?	15.8% (24)	34.2% (52)	37.5% (57)	11.8% (18)	0.7% (1)	152
	<i>answered question</i>					166
	<i>skipped question</i>					4

Ohlone College personnel treat all students with equal respect regardless of their age, ancestry, color, disability, gender, marital status, national origin, parental status, race, religion, sexual orientation, or veteran status.						
	Strong 'Yes'	'Yes'	'No'	Strong 'No'	No opinion	Response Count
Agree?	23.5% (39)	52.4% (87)	4.8% (8)	1.8% (3)	17.5% (29)	166
Important?	51.6% (82)	43.4% (69)	3.1% (5)	1.9% (3)	0.0% (0)	159
	<i>answered question</i>					167
	<i>skipped question</i>					3

The faculty and staff at Ohlone are sufficiently diverse to meet the needs of students.						
	Strong 'Yes'	'Yes'	'No'	Strong 'No'	No opinion	Response Count
Agree?	21.7% (36)	52.4% (87)	6.0% (10)	0.0% (0)	19.9% (33)	166
Important?	43.4% (69)	46.5% (74)	8.2% (13)	1.3% (2)	0.6% (1)	159
	<i>answered question</i>					166
	<i>skipped question</i>					4

The College promotes positive interaction among students from diverse backgrounds.						
	Strong 'Yes'	'Yes'	'No'	Strong 'No'	No opinion	Response Count
Agree?	19.8% (33)	46.1% (77)	1.2% (2)	1.2% (2)	31.7% (53)	167
Important?	32.3% (51)	52.5% (83)	10.1% (16)	4.4% (7)	0.6% (1)	158
	<i>answered question</i>					167
	<i>skipped question</i>					3

The College policies and practices demonstrate appropriate concern for issues of equity and diversity.						
	Strong 'Yes'	'Yes'	'No'	Strong 'No'	No opinion	Response Count
Agree?	17.0% (28)	44.8% (74)	0.6% (1)	1.2% (2)	36.4% (60)	165
Important?	32.7% (50)	51.6% (79)	10.5% (16)	4.6% (7)	0.7% (1)	153
	<i>answered question</i>					166
	<i>skipped question</i>					4

I have been made to feel comfortable here by staff and other students.						
	Strong 'Yes'	'Yes'	'No'	Strong 'No'	No opinion	Response Count
Agree?	24.7% (41)	62.0% (103)	1.8% (3)	0.0% (0)	11.4% (19)	166
Important?	44.3% (70)	50.0% (79)	3.2% (5)	1.9% (3)	0.6% (1)	158
	<i>answered question</i>					167
	<i>skipped question</i>					3



Campus facilities are well-maintained and provide a comfortable environment.						
	Strong 'Yes'	'Yes'	'No'	Strong 'No'	No opinion	Response Count
Agree?	20.8% (35)	53.6% (90)	11.9% (20)	5.4% (9)	8.3% (14)	168
Important?	45.3% (72)	50.9% (81)	1.9% (3)	1.3% (2)	0.6% (1)	159
	<i>answered question</i>					168
	<i>skipped question</i>					2



The campus' landscaped areas are attractive.						
	Strong 'Yes'	'Yes'	'No'	Strong 'No'	No opinion	Response Count
Agree?	17.6% (29)	46.7% (77)	15.8% (26)	3.6% (6)	16.4% (27)	165
Important?	32.7% (51)	48.7% (76)	14.7% (23)	3.8% (6)	0.0% (0)	156
	answered question					165
	skipped question					5



I feel safe on campus.						
	Strong 'Yes'	'Yes'	'No'	Strong 'No'	No opinion	Response Count
Agree?	21.4% (36)	62.5% (105)	8.9% (15)	1.8% (3)	5.4% (9)	168
Important?	58.0% (94)	40.1% (65)	1.9% (3)	0.0% (0)	0.0% (0)	162
	answered question					168
	skipped question					2





I would recommend taking classes at Ohlone.						
	Strong 'Yes'	'Yes'	'No'	Strong 'No'	No opinion	Response Count
Agree?	38.6% (64)	54.8% (91)	2.4% (4)	0.0% (0)	4.2% (7)	166
Important?	46.3% (74)	48.1% (77)	3.1% (5)	1.3% (2)	1.3% (2)	160
	answered question					167
	skipped question					3

If I had it to do over again, I would attend Ohlone.						
	Strong 'Yes'	'Yes'	'No'	Strong 'No'	No opinion	Response Count
Agree?	36.1% (60)	57.2% (95)	1.8% (3)	0.0% (0)	4.8% (8)	166
Important?	49.4% (77)	43.6% (68)	5.1% (8)	0.6% (1)	1.3% (2)	156
	answered question					167
	skipped question					3



I have completed a Student Educational Plan (SEP) with the Counseling Department.			Response Percent	Response Count
Yes			27.2%	43
No			72.8%	115
			<i>answered question</i>	158
			<i>skipped question</i>	12

If you answered 'Yes,' please complete the following: My SEP minimizes class conflicts at registration.			Response Percent	Response Count
Yes			40.5%	36
No			59.6%	53
			<i>answered question</i>	89
			<i>skipped question</i>	81

I took all the classes recommended on my SEP.			Response Percent	Response Count
Yes			50.6%	41
No			49.4%	40
			<i>answered question</i>	81
			<i>skipped question</i>	89











If you answered 'No,' please share with us your reasons:			Response Percent	Response Count
Scheduling conflicts between recommended classes			25.0%	7
Recommended class conflicted with another class I wanted to take			32.1%	9
Recommended class conflicted with other responsibilities (work, etc.) in my schedule			35.7%	10
I have chosen not to follow my SEP			35.7%	10
Other (please specify)			0.0%	0
			<i>answered question</i>	28
			<i>skipped question</i>	142



Pick the top 3 items from this survey, write down the item number, and tell us why the item was of importance or concern. Please add suggestions for improvement.			Response Count
			63
			<i>answered question</i>
			63
			<i>skipped question</i>
			107







What is your gender?			Response Percent	Response Count
Female			73.9%	122
Male			26.1%	43
			<i>answered question</i>	165
			<i>skipped question</i>	5










What is your age?			Response Percent	Response Count
Under 18			0.0%	0
18-20			0.0%	0
21-24			0.0%	0
25-29			0.0%	0
30-39			56.5%	96
40-49			30.0%	51
50-59			10.6%	18
60+			2.9%	5
			answered question	170
			skipped question	0




What is your primary ethnicity?			Response Percent	Response Count
African American/Black			4.7%	8
Asian			37.9%	64
Filipino			11.2%	19
Hispanic/Latino			6.5%	11
Middle Eastern			2.4%	4
Native American			1.2%	2
Pacific Islander			0.6%	1
White			30.2%	51
Decline to state			1.8%	3
Other (please specify)			3.6%	6
			answered question	169
			skipped question	1




What is the primary language spoken in your home?			Response Percent	Response Count
English			55.0%	93
Arabic			0.0%	0
Chinese			17.2%	29
Farsi			3.6%	6
Hindi			2.4%	4
Japanese			0.0%	0
Korean			0.6%	1
Russian			1.8%	3
Spanish			3.6%	6
Tagalog			3.6%	6
Vietnamese			0.6%	1
Other (please specify)			11.8%	20
			answered question	169
			skipped question	1





Do you have a disability?			Response Percent	Response Count
Yes			9.7%	15
No			90.3%	139
			answered question	154
			skipped question	16






What is your current employment status?			Response Percent	Response Count
Not employed			39.8%	66
Part-time (less than 10 hours a week)			3.6%	6
Part-time (10-19 hours a week)			9.0%	15
Part-time (20-29 hours a week)			11.5%	19
Full-time (30-40 hours a week)			25.9%	43
More than full-time (more than 40 hours a week)			10.2%	17
			<i>answered question</i>	166
			<i>skipped question</i>	4

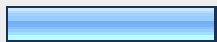
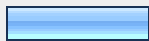
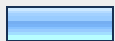










What was your total family income last year?			Response Percent	Response Count
\$0 - \$19,999			10.6%	17
\$20,000 - \$39,999			14.3%	23
\$40,000 - \$59,999			9.9%	16
\$60,000 - \$74,999			9.3%	15
\$75,000 - \$99,999			9.3%	15
\$100,000 - \$149,000			18.6%	30
\$150,000 - \$199,000			5.6%	9
\$200,000 or more			3.7%	6
Decline to state			18.6%	30
			<i>answered question</i>	161
			<i>skipped question</i>	9

Where are you currently taking Ohlone classes?			Response Percent	Response Count
Fremont campus only			78.3%	130
Newark area only			9.0%	15
Both Fremont campus and Newark area			12.7%	21
			answered question	166
			skipped question	4

When are you primarily attending Ohlone classes this semester?			Response Percent	Response Count
Day only			27.5%	46
Evening only			53.3%	89
Day and evening			19.2%	32
Weekends only			0.0%	0
			answered question	167
			skipped question	3

How many units are you taking at Ohlone this semester?			Response Percent	Response Count
Less than 6 units			43.0%	71
6-11.5 units			41.8%	69
12-17.5 units			14.6%	24
18 units or more			0.6%	1
			answered question	165
			skipped question	5

How many semesters have you attended Ohlone, including this one?			Response Percent	Response Count
One			20.5%	33
Two			18.0%	29
Three			21.1%	34
Four			7.5%	12
Five or more			32.9%	53
			answered question	161
			skipped question	9

What is your current primary educational goal at Ohlone? (Select only one)			Response Percent	Response Count
Transfer after obtaining AA/AS			22.8%	38
Obtain AA/AS, not transfer			15.6%	26
Transfer without AA/AS			11.4%	19
Obtain vocational degree			1.8%	3
Obtain a certificate			7.2%	12
Maintain certificate or license			1.2%	2
Formulate career plans			3.6%	6
Acquire job skills			3.6%	6
Update job skills			4.2%	7
Basic skills improvement			10.8%	18
GED/high school			1.2%	2
Leisure/Personal enrichment			8.4%	14
Undecided			8.4%	14
			answered question	167
			skipped question	3

Please identify your major. (Select only one)			Response Percent	Response Count
Administration of Justice			1.2%	2
Biotechnology			0.0%	0
Business (including Administration, Accounting)			21.3%	35
Computer Science (including Computer Engineering, Networks)			9.2%	15
Deaf Studies/ASL/Interpreter Prep			0.0%	0
Early Childhood Studies			4.9%	8
English/Journalism			3.1%	5
Exercise Science/Athletic Training			0.6%	1
Entertainment Design Technology/Broadcasting			1.8%	3
Graphic Arts/Multimedia/Interior Design			1.2%	2
Health Sciences (Nursing, PTA, RT)			29.9%	49
Liberal Arts			0.6%	1
Mathematics/Engineering			0.6%	1
Music			0.6%	1
Natural Sciences (including Biology, Chemistry, Physics, Geology)			4.3%	7
Real Estate			0.0%	0
Social Sciences			1.8%	3
Speech Communication			1.8%	3
Undecided			9.2%	15
Other (please specify)			7.9%	13
		answered question		164
		skipped question		6