

Student Opinion Survey Spring 2007

Ohlone College offers a variety of courses to meet my needs and interests.						
	Strong 'Yes'	'Yes'	'No'	Strong 'No'	No opinion	Response Count
Agree?	25.5% (108)	62.5% (265)	8.7% (37)	1.2% (5)	2.1% (9)	424
Important?	69.8% (291)	29.0% (121)	1.0% (4)	0.0% (0)	0.2% (1)	417
	answered question					426
	skipped question					0

Courses at Ohlone are preparing me for my career or educational goal.						
	Strong 'Yes'	'Yes'	'No'	Strong 'No'	No opinion	Response Count
Agree?	29.0% (123)	61.1% (259)	4.2% (18)	0.7% (3)	5.0% (21)	424
Important?	71.2% (296)	26.4% (110)	1.7% (7)	0.2% (1)	0.5% (2)	416
	answered question					426
	skipped question					0

My instructors are highly skilled teachers and come to classes well prepared.						
	Strong 'Yes'	'Yes'	'No'	Strong 'No'	No opinion	Response Count
Agree?	37.0% (157)	51.7% (219)	5.2% (22)	2.1% (9)	4.0% (17)	424
Important?	72.4% (301)	25.0% (104)	1.4% (6)	1.0% (4)	0.2% (1)	416
	answered question					426
	skipped question					0

My instructors are available to talk with me about my questions and concerns outside of class.						
	Strong 'Yes'	'Yes'	'No'	Strong 'No'	No opinion	Response Count
Agree?	32.1% (135)	53.6% (225)	6.0% (25)	1.2% (5)	7.1% (30)	420
Important?	55.2% (228)	40.2% (166)	3.9% (16)	0.2% (1)	0.5% (2)	413
	answered question					423
	skipped question					3

My instructors have been fair in their grading.						
	Strong 'Yes'	'Yes'	'No'	Strong 'No'	No opinion	Response Count
Agree?	31.4% (133)	55.3% (234)	4.5% (19)	1.9% (8)	6.9% (29)	423
Important?	67.9% (281)	29.7% (123)	1.7% (7)	0.5% (2)	0.2% (1)	414
	answered question					425
	skipped question					1

My instructors give practical examples of how theories apply to real life.						
	Strong 'Yes'	'Yes'	'No'	Strong 'No'	No opinion	Response Count
Agree?	32.4% (135)	48.2% (201)	10.6% (44)	2.4% (10)	6.5% (27)	417
Important?	55.2% (227)	38.7% (159)	5.4% (22)	0.2% (1)	0.5% (2)	411
	answered question					423
	skipped question					3

The quality of instruction is excellent at Ohlone.						
	Strong 'Yes'	'Yes'	'No'	Strong 'No'	No opinion	Response Count
Agree?	22.9% (97)	59.3% (251)	6.9% (29)	1.7% (7)	9.2% (39)	423
Important?	65.0% (265)	32.1% (131)	2.0% (8)	0.5% (2)	0.5% (2)	408
	answered question					425
	skipped question					1

My instructors are responsive to my individual needs.						
	Strong 'Yes'	'Yes'	'No'	Strong 'No'	No opinion	Response Count
Agree?	21.4% (89)	54.5% (226)	11.6% (48)	1.4% (6)	11.1% (46)	415
Important?	51.9% (210)	42.0% (170)	5.2% (21)	0.2% (1)	0.7% (3)	405
	answered question					422
	skipped question					4

My instructors encourage me to be actively involved and participate in class.						
	Strong 'Yes'	'Yes'	'No'	Strong 'No'	No opinion	Response Count
Agree?	31.6% (133)	52.0% (219)	7.1% (30)	1.0% (4)	8.3% (35)	421
Important?	43.4% (179)	42.0% (173)	13.1% (54)	0.7% (3)	0.7% (3)	412
	<i>answered question</i>					424
	<i>skipped question</i>					2

Courses I need are offered at the times that are convenient to my schedule.						
	Strong 'Yes'	'Yes'	'No'	Strong 'No'	No opinion	Response Count
Agree?	18.2% (77)	44.1% (187)	24.8% (105)	8.7% (37)	4.2% (18)	424
Important?	70.5% (291)	27.4% (113)	1.9% (8)	0.0% (0)	0.2% (1)	413
	<i>answered question</i>					425
	<i>skipped question</i>					1

My instructors encourage students to examine different points of view.						
	Strong 'Yes'	'Yes'	'No'	Strong 'No'	No opinion	Response Count
Agree?	21.7% (91)	57.3% (240)	9.5% (40)	1.7% (7)	9.8% (41)	419
Important?	41.0% (169)	49.0% (202)	8.5% (35)	1.2% (5)	0.2% (1)	412
	<i>answered question</i>					421
	<i>skipped question</i>					5

My instructors engage me in learning by using technology in the classroom.						
	Strong 'Yes'	'Yes'	'No'	Strong 'No'	No opinion	Response Count
Agree?	19.7% (83)	47.6% (201)	14.9% (63)	4.3% (18)	13.5% (57)	422
Important?	36.5% (149)	43.6% (178)	17.9% (73)	1.7% (7)	0.2% (1)	408
	<i>answered question</i>					423
	<i>skipped question</i>					3

Sufficient tutoring resources are available in a variety of subjects.						
	Strong 'Yes'	'Yes'	'No'	Strong 'No'	No opinion	Response Count
Agree?	17.7% (74)	42.0% (176)	12.6% (53)	2.4% (10)	25.3% (106)	419
Important?	48.7% (192)	39.8% (157)	9.4% (37)	1.8% (7)	0.3% (1)	394
	<i>answered question</i>					422
	<i>skipped question</i>					4

My grade in a class has improved because I used the on-campus tutoring services.						
	Strong 'Yes'	'Yes'	'No'	Strong 'No'	No opinion	Response Count
Agree?	6.9% (29)	21.9% (92)	15.9% (67)	5.7% (24)	49.6% (209)	421
Important?	31.1% (118)	43.7% (166)	18.9% (72)	4.5% (17)	1.8% (7)	380
	<i>answered question</i>					423
	<i>skipped question</i>					3

The Ohlone library provides me access to the information I need for my assignments.						
	Strong 'Yes'	'Yes'	'No'	Strong 'No'	No opinion	Response Count
Agree?	16.2% (68)	36.9% (155)	9.3% (39)	3.3% (14)	34.3% (144)	420
Important?	45.1% (174)	40.9% (158)	10.6% (41)	2.8% (11)	0.5% (2)	386
	<i>answered question</i>					422
	<i>skipped question</i>					4

The current library hours meet my research and study needs.						
	Strong 'Yes'	'Yes'	'No'	Strong 'No'	No opinion	Response Count
Agree?	14.1% (59)	35.3% (147)	9.8% (41)	5.3% (22)	35.5% (148)	417
Important?	45.3% (177)	40.9% (160)	10.2% (40)	3.3% (13)	0.3% (1)	391
	<i>answered question</i>					422
	<i>skipped question</i>					4

The information provided during Orientation was helpful to me.						
	Strong 'Yes'	'Yes'	'No'	Strong 'No'	No opinion	Response Count
Agree?	10.4% (43)	31.6% (131)	7.7% (32)	3.4% (14)	47.0% (195)	415
Important?	33.9% (129)	42.0% (160)	15.7% (60)	7.1% (27)	1.3% (5)	381
	answered question					419
	skipped question					7

It is convenient, either through WebAdvisor or at the Admissions and Records window, to register for classes.						
	Strong 'Yes'	'Yes'	'No'	Strong 'No'	No opinion	Response Count
Agree?	48.9% (207)	36.9% (156)	5.9% (25)	2.6% (11)	5.7% (24)	423
Important?	66.7% (273)	29.3% (120)	3.2% (13)	0.2% (1)	0.5% (2)	409
	answered question					424
	skipped question					2

Counselors are available when I need to see them.						
	Strong 'Yes'	'Yes'	'No'	Strong 'No'	No opinion	Response Count
Agree?	16.0% (67)	39.3% (165)	16.2% (68)	5.5% (23)	23.1% (97)	420
Important?	55.1% (216)	40.1% (157)	3.8% (15)	0.5% (2)	0.5% (2)	392
	answered question					422
	skipped question					4

There are adequate support services for evening-only students.						
	Strong 'Yes'	'Yes'	'No'	Strong 'No'	No opinion	Response Count
Agree?	7.0% (29)	23.0% (95)	20.1% (83)	7.5% (31)	42.4% (175)	413
Important?	47.5% (182)	36.8% (141)	11.2% (43)	3.1% (12)	1.3% (5)	383
	answered question					419
	skipped question					7

I receive the assistance I need in academic advising and educational planning.						
	Strong 'Yes'	'Yes'	'No'	Strong 'No'	No opinion	Response Count
Agree?	14.2% (60)	37.7% (159)	13.3% (56)	3.3% (14)	31.5% (133)	422
Important?	50.8% (198)	40.3% (157)	6.7% (26)	1.8% (7)	0.5% (2)	390
	answered question					423
	skipped question					3

I am satisfied with the information I receive about career and transfer options.						
	Strong 'Yes'	'Yes'	'No'	Strong 'No'	No opinion	Response Count
Agree?	14.0% (59)	36.1% (152)	13.8% (58)	3.6% (15)	32.5% (137)	421
Important?	50.3% (199)	42.4% (168)	4.8% (19)	2.0% (8)	0.5% (2)	396
	answered question					423
	skipped question					3

The waitlist process has made it more efficient to register for the classes I want.						
	Strong 'Yes'	'Yes'	'No'	Strong 'No'	No opinion	Response Count
Agree?	20.6% (86)	35.3% (147)	8.9% (37)	3.8% (16)	31.4% (131)	417
Important?	49.0% (191)	37.4% (146)	8.7% (34)	3.8% (15)	1.0% (4)	390
	answered question					421
	skipped question					5

I receive satisfactory assistance from the Admissions and Records staff during the registration process.						
	Strong 'Yes'	'Yes'	'No'	Strong 'No'	No opinion	Response Count
Agree?	13.0% (53)	45.0% (184)	11.7% (48)	3.4% (14)	26.9% (110)	409
Important?	48.9% (180)	43.8% (161)	4.9% (18)	1.9% (7)	0.5% (2)	368
	answered question					414
	skipped question					12

The Financial Aid staff provide me with good customer service.						
	Strong 'Yes'	'Yes'	'No'	Strong 'No'	No opinion	Response Count
Agree?	8.5% (35)	21.6% (89)	8.0% (33)	2.7% (11)	59.2% (244)	412
Important?	43.0% (160)	38.2% (142)	13.4% (50)	4.3% (16)	1.1% (4)	372
	answered question					418
	skipped question					8

I am satisfied with the quality and service available in the Cafeteria and the vending machines.						
	Strong 'Yes'	'Yes'	'No'	Strong 'No'	No opinion	Response Count
Agree?	10.6% (44)	25.6% (106)	10.9% (45)	7.0% (29)	45.9% (190)	414
Important?	30.6% (116)	39.3% (149)	23.0% (87)	6.1% (23)	1.1% (4)	379
	answered question					419
	skipped question					7

Campus security officers are responsive.						
	Strong 'Yes'	'Yes'	'No'	Strong 'No'	No opinion	Response Count
Agree?	8.9% (37)	30.8% (128)	8.7% (36)	4.3% (18)	47.2% (196)	415
Important?	46.5% (174)	39.6% (148)	8.6% (32)	4.3% (16)	1.1% (4)	374
	answered question					418
	skipped question					8

I am satisfied with the availability of textbooks in the Bookstore.						
	Strong 'Yes'	'Yes'	'No'	Strong 'No'	No opinion	Response Count
Agree?	10.0% (41)	51.9% (214)	16.5% (68)	6.1% (25)	15.5% (64)	412
Important?	51.9% (203)	39.6% (155)	6.4% (25)	1.0% (4)	1.0% (4)	391
	answered question					419
	skipped question					7

I receive good customer service at the Bookstore.						
	Strong 'Yes'	'Yes'	'No'	Strong 'No'	No opinion	Response Count
Agree?	22.8% (95)	59.2% (247)	4.3% (18)	3.6% (15)	10.1% (42)	417
Important?	39.8% (159)	51.3% (205)	7.3% (29)	1.0% (4)	0.8% (3)	400
	answered question					420
	skipped question					6

I am satisfied with the service received at the Student Health Center.						
	Strong 'Yes'	'Yes'	'No'	Strong 'No'	No opinion	Response Count
Agree?	12.1% (50)	20.8% (86)	1.9% (8)	0.7% (3)	64.4% (266)	413
Important?	37.5% (136)	44.9% (163)	13.2% (48)	3.3% (12)	1.1% (4)	363
	answered question					416
	skipped question					10

My experiences at Ohlone have been consistent with what I expected from college publications and/or college representatives.						
	Strong 'Yes'	'Yes'	'No'	Strong 'No'	No opinion	Response Count
Agree?	19.3% (81)	54.8% (230)	6.0% (25)	2.1% (9)	17.9% (75)	420
Important?	45.4% (176)	45.9% (178)	7.5% (29)	0.8% (3)	0.5% (2)	388
	answered question					421
	skipped question					5

I have found the Ohlone campus to be a positive and supportive environment to pursue an education.						
	Strong 'Yes'	'Yes'	'No'	Strong 'No'	No opinion	Response Count
Agree?	26.3% (111)	58.8% (248)	3.6% (15)	1.9% (8)	9.5% (40)	422
Important?	54.3% (214)	40.9% (161)	3.8% (15)	0.3% (1)	0.8% (3)	394
	answered question					423
	skipped question					3

The student government effectively represents student interests.						
	Strong 'Yes'	'Yes'	'No'	Strong 'No'	No opinion	Response Count
Agree?	7.9% (33)	23.6% (98)	7.0% (29)	3.6% (15)	57.9% (241)	416
Important?	28.5% (103)	43.1% (156)	19.6% (71)	8.0% (29)	0.8% (3)	362
	<i>answered question</i>					418
	<i>skipped question</i>					8

I am interested in events, clubs, and activities if they are offered at a time when I can attend.						
	Strong 'Yes'	'Yes'	'No'	Strong 'No'	No opinion	Response Count
Agree?	6.9% (29)	29.1% (122)	6.9% (29)	6.0% (25)	51.1% (214)	419
Important?	22.0% (82)	35.1% (131)	31.6% (118)	10.5% (39)	0.8% (3)	373
	<i>answered question</i>					421
	<i>skipped question</i>					5

Ohlone College personnel treat all students with equal respect regardless of their age, ancestry, color, disability, gender, marital status, national origin, parental status, race, religion, sexual orientation, or veteran status.						
	Strong 'Yes'	'Yes'	'No'	Strong 'No'	No opinion	Response Count
Agree?	28.6% (120)	44.9% (188)	6.0% (25)	3.1% (13)	17.4% (73)	419
Important?	61.9% (244)	32.5% (128)	3.0% (12)	2.3% (9)	0.3% (1)	394
	<i>answered question</i>					422
	<i>skipped question</i>					4

The faculty and staff at Ohlone are sufficiently diverse to meet the needs of students.						
	Strong 'Yes'	'Yes'	'No'	Strong 'No'	No opinion	Response Count
Agree?	21.4% (89)	51.2% (213)	5.0% (21)	0.7% (3)	21.6% (90)	416
Important?	45.5% (176)	45.0% (174)	7.5% (29)	1.6% (6)	0.5% (2)	387
	<i>answered question</i>					420
	<i>skipped question</i>					6

The College promotes positive interaction among students from diverse backgrounds.						
	Strong 'Yes'	'Yes'	'No'	Strong 'No'	No opinion	Response Count
Agree?	20.6% (86)	47.0% (196)	3.8% (16)	1.0% (4)	27.6% (115)	417
Important?	41.9% (161)	46.1% (177)	8.9% (34)	2.6% (10)	0.5% (2)	384
	answered question					421
	skipped question					5

The College policies and practices demonstrate appropriate concern for issues of equity and diversity.						
	Strong 'Yes'	'Yes'	'No'	Strong 'No'	No opinion	Response Count
Agree?	19.6% (81)	43.1% (178)	3.4% (14)	1.0% (4)	32.9% (136)	413
Important?	41.3% (154)	48.8% (182)	7.0% (26)	2.4% (9)	0.5% (2)	373
	answered question					416
	skipped question					10

I have been made to feel comfortable here by staff and other students.						
	Strong 'Yes'	'Yes'	'No'	Strong 'No'	No opinion	Response Count
Agree?	25.1% (105)	57.5% (241)	4.5% (19)	0.7% (3)	12.2% (51)	419
Important?	48.9% (192)	45.3% (178)	3.1% (12)	2.3% (9)	0.5% (2)	393
	answered question					422
	skipped question					4

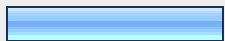

Campus facilities are well-maintained and provide a comfortable environment.						
	Strong 'Yes'	'Yes'	'No'	Strong 'No'	No opinion	Response Count
Agree?	20.9% (88)	53.0% (223)	12.1% (51)	4.5% (19)	9.5% (40)	421
Important?	49.7% (195)	44.6% (175)	4.1% (16)	1.0% (4)	0.5% (2)	392
	answered question					423
	skipped question					3



The campus' landscaped areas are attractive.						
	Strong 'Yes'	'Yes'	'No'	Strong 'No'	No opinion	Response Count
Agree?	20.3% (85)	40.9% (171)	15.1% (63)	6.0% (25)	17.7% (74)	418
Important?	33.5% (130)	44.8% (174)	16.0% (62)	5.2% (20)	0.5% (2)	388
	answered question					421
	skipped question					5

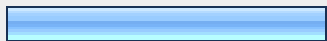
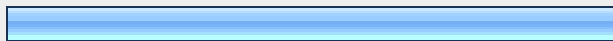
I feel safe on campus.						
	Strong 'Yes'	'Yes'	'No'	Strong 'No'	No opinion	Response Count
Agree?	24.0% (101)	55.6% (234)	8.6% (36)	2.6% (11)	9.3% (39)	421
Important?	62.6% (249)	34.7% (138)	1.8% (7)	0.8% (3)	0.3% (1)	398
	answered question					424
	skipped question					2





I would recommend taking classes at Ohlone.						
	Strong 'Yes'	'Yes'	'No'	Strong 'No'	No opinion	Response Count
Agree?	33.8% (142)	55.7% (234)	2.4% (10)	1.2% (5)	6.9% (29)	420
Important?	46.1% (181)	46.3% (182)	5.9% (23)	1.0% (4)	0.8% (3)	393
	answered question					423
	skipped question					3

If I had it to do over again, I would attend Ohlone.						
	Strong 'Yes'	'Yes'	'No'	Strong 'No'	No opinion	Response Count
Agree?	28.5% (119)	51.7% (216)	4.5% (19)	2.9% (12)	12.4% (52)	418
Important?	43.4% (168)	45.7% (177)	8.5% (33)	1.6% (6)	0.8% (3)	387
	answered question					422
	skipped question					4



I have completed a Student Educational Plan (SEP) with the Counseling Department.			Response Percent	Response Count
Yes			23.5%	95
No			76.5%	309
			<i>answered question</i>	404
			<i>skipped question</i>	22

If you answered 'Yes,' please complete the following: My SEP minimizes class conflicts at registration.			Response Percent	Response Count
Yes			33.5%	77
No			66.5%	153
			<i>answered question</i>	230
			<i>skipped question</i>	196

I took all the classes recommended on my SEP.			Response Percent	Response Count
Yes			34.6%	73
No			65.4%	138
			<i>answered question</i>	211
			<i>skipped question</i>	215













If you answered 'No,' please share with us your reasons:			Response Percent	Response Count
Scheduling conflicts between recommended classes			28.0%	30
Recommended class conflicted with another class I wanted to take			29.9%	32
Recommended class conflicted with other responsibilities (work, etc.) in my schedule			43.9%	47
I have chosen not to follow my SEP			35.5%	38
Other (please specify)			0.0%	0
		answered question		107
		skipped question		319



Pick the top 3 items from this survey, write down the item number, and tell us why the item was of importance or concern. Please add suggestions for improvement.			Response Count
			178
		answered question	178
		skipped question	248







What is your gender?			Response Percent	Response Count
Female			62.2%	260
Male			37.8%	158
		answered question		418
		skipped question		8

What is your age?			Response Percent	Response Count
Under 18			3.1%	13
18-20			25.4%	107
21-24			20.2%	85
25-29			18.1%	76
30-39			19.0%	80
40-49			9.7%	41
50-59			4.0%	17
60+			0.5%	2
			answered question	421
			skipped question	5




What is your primary ethnicity?			Response Percent	Response Count
African American/Black			4.7%	20
Asian			36.6%	155
Filipino			11.6%	49
Hispanic/Latino			9.5%	40
Middle Eastern			3.1%	13
Native American			0.7%	3
Pacific Islander			3.6%	15
White			24.1%	102
Decline to state			3.3%	14
Other (please specify)			2.8%	12
			answered question	423
			skipped question	3




What is the primary language spoken in your home?			Response Percent	Response Count
English			61.3%	260
Arabic			0.2%	1
Chinese			12.7%	54
Farsi			2.6%	11
Hindi			2.6%	11
Japanese			0.5%	2
Korean			0.5%	2
Russian			1.2%	5
Spanish			3.1%	13
Tagalog			3.1%	13
Vietnamese			1.9%	8
Other (please specify)			10.4%	44
			answered question	424
			skipped question	2



Do you have a disability?			Response Percent	Response Count
Yes			8.7%	35
No			91.3%	366
			answered question	401
			skipped question	25






What is your current employment status?			Response Percent	Response Count
Not employed			29.5%	125
Part-time (less than 10 hours a week)			4.7%	20
Part-time (10-19 hours a week)			11.6%	49
Part-time (20-29 hours a week)			17.5%	74
Full-time (30-40 hours a week)			29.7%	126
More than full-time (more than 40 hours a week)			7.1%	30
			answered question	424
			skipped question	2














What was your total family income last year?			Response Percent	Response Count
\$0 - \$19,999			10.3%	41
\$20,000 - \$39,999			14.1%	56
\$40,000 - \$59,999			9.3%	37
\$60,000 - \$74,999			10.3%	41
\$75,000 - \$99,999			9.6%	38
\$100,000 - \$149,000			10.8%	43
\$150,000 - \$199,000			4.5%	18
\$200,000 or more			2.8%	11
Decline to state			28.2%	112
			answered question	397
			skipped question	29




















Where are you currently taking Ohlone classes?			Response Percent	Response Count
Fremont campus only			80.9%	342
Newark area only			8.5%	36
Both Fremont campus and Newark area			10.6%	45
			<i>answered question</i>	423
			<i>skipped question</i>	3

When are you primarily attending Ohlone classes this semester?			Response Percent	Response Count
Day only			37.8%	160
Evening only			44.9%	190
Day and evening			17.3%	73
Weekends only			0.0%	0
			<i>answered question</i>	423
			<i>skipped question</i>	3

How many units are you taking at Ohlone this semester?			Response Percent	Response Count
Less than 6 units			37.3%	159
6-11.5 units			62.7%	267
12-17.5 units			0.0%	0
18 units or more			0.0%	0
			<i>answered question</i>	426
			<i>skipped question</i>	0

How many semesters have you attended Ohlone, including this one?			Response Percent	Response Count
One			24.4%	101
Two			24.9%	103
Three			15.9%	66
Four			8.5%	35
Five or more			26.3%	109
			<i>answered question</i>	414
			<i>skipped question</i>	12

What is your current primary educational goal at Ohlone? (Select only one)			Response Percent	Response Count
Transfer after obtaining AA/AS			32.4%	135
Obtain AA/AS, not transfer			13.0%	54
Transfer without AA/AS			13.7%	57
Obtain vocational degree			1.2%	5
Obtain a certificate			3.4%	14
Maintain certificate or license			1.0%	4
Formulate career plans			3.6%	15
Acquire job skills			2.9%	12
Update job skills			1.7%	7
Basic skills improvement			6.5%	27
GED/high school			1.0%	4
Leisure/Personal enrichment			5.3%	22
Undecided			14.6%	61
			<i>answered question</i>	417
			<i>skipped question</i>	9

Please identify your major. (Select only one)			Response Percent	Response Count
Administration of Justice			3.8%	16
Biotechnology			0.0%	0
Business (including Administration, Accounting)			15.8%	66
Computer Science (including Computer Engineering, Networks)			6.5%	27
Deaf Studies/ASL/Interpreter Prep			0.5%	2
Early Childhood Studies			2.6%	11
English/Journalism			2.6%	11
Exercise Science/Athletic Training			0.5%	2
Entertainment Design Technology/Broadcasting			3.4%	14
Graphic Arts/Multimedia/Interior Design			1.4%	6
Health Sciences (Nursing, PTA, RT)			21.8%	91
Liberal Arts			1.7%	7
Mathematics/Engineering			1.7%	7
Music			0.2%	1
Natural Sciences (including Biology, Chemistry, Physics, Geology)			6.2%	26
Real Estate			0.2%	1
Social Sciences			2.9%	12
Speech Communication			1.4%	6
Undecided			16.8%	70
Other (please specify)			10.1%	42
			<i>answered question</i>	418
			<i>skipped question</i>	8