

OHLONE COMMUNITY COLLEGE DISTRICT

2011 ANNUAL SECURITY REPORT and CRIME STATISTICS

2008 / 2009 / 2010



**OHLONE COMMUNITY COLLEGE DISTRICT
CAMPUS POLICE SERVICES, SAFETY AND SECURITY DEPARTMENT**

**43600 MISSION BOULEVARD
FREMONT, CA 94539
(510) 659 – 6111**

This publication is available online at:
<http://www.ohlone.edu/org/security/crimeatohlone.html#reports>

Table of Contents

| | | Page |
|------|---|--------------------|
| I. | Table of Contents | 2 |
| II. | Message from the Chief | 3 |
| III. | Safety on Campus | |
| | a. Uniform Campus Crime Report and Student Right to Know | 4 |
| | b. Timely Warning Policy | 5 |
| | c. Annual Disclosure of Crime Statistics | 5 |
| | d. Crime Reporting Procedures | 6 |
| | e. Call Procedures for Emergencies | 6 |
| | f. Campus Police Services, Safety and Security | 7 |
| | g. Law Enforcement Authority | 8 |
| | h. Security and Access to Campus Facilities | 9 |
| | i. Security Awareness and Crime Prevention | 10 |
| | j. Escort Services and Alcohol, Drugs, and Weapons Policies | 11 |
| | k. Sexual Assault Policy and Procedures and Convicted Sexual Offender Registration | 12 - 16 12 - 16 |
| | l. Victims' Bill of Rights Act – Marsy's Law | 17 - 18 |
| | m. Work Place Violence | 19 |
| | n. Hate Crimes | 19 |
| | o. Shooting on Campus Guidelines for Faculty, Staff, & Students | 20 - 21 |
| | p. Emergency Response and Evacuation Policy | 22 |
| | q. Fire Safety | 22 |
| | r. Earthquake Safety | 23 |
| | s. First Aid Instruction | 24 – 25 |
| | t. Parking Rules and Information | 25 - 27 |
| IV. | Crime statistics 2008, 2009, 2010 | 28 – 30 |
| V. | Ohlone Community College District Map and Campus Locations | 31 – 33 |
| VI. | Campus Police Services, Safety and Security Mission Statement | 34 |

A Message from the Chief

Welcome to Ohlone Community College

The Ohlone Community College District Campus Police Services, Safety and Security Department would like to welcome all students, faculty, staff, guests, and visitors to the Ohlone Community College District campuses. As members of the college community, Campus Police Services is dedicated to the preservation of public safety by providing innovative and progressive service and shares the responsibility of ensuring and maintaining a safe, healthy, and engaging educational learning environment where everyone can enjoy the challenges and rewards of obtaining or providing an education free from fear, harassment, or discrimination in partnership with the community. The safety and wellbeing of all members of the college community is the primary concern and responsibility of the officers and staff of Campus Police Services, Safety and Security.

The Ohlone Community College District Campus Police Services is a California Commission on Police Officers Standards and Training (P.O.S.T.) certified police agency with highly trained officers and support personnel. We are committed to the highest standards of professionalism and service. Campus Police Services strives to provide an atmosphere of safety that will enable the college community to focus on providing the highest quality and level of education and learning.

This brochure is available to the public to provide information regarding crime statistics and safety information required by law in compliance with the “Jeanne Clery Disclosure of Campus Security and Campus Crime Statistics Act”. If you have questions or concerns regarding any information in this brochure, please contact the Campus Police Services at (510) 659-6111, or come by the Campus Police Services office located on the Fremont campus in Building 20 on Olive Lane, between parking lots C and K, or contact the Campus Police Services website at: <http://www.ohlone.edu/org/security/>.

Campus Police Services is dedicated to providing the highest level of professional police service to the Ohlone College Community with pride, honor, and integrity.

Steven M. Osawa
Chief
Ohlone Community College District
Campus Police Services, Safety and Security

Uniform Campus Crime Report

The Ohlone Community College District Campus Police Services, Safety and Security (CPS) is required to provide the United States Department of Justice with an annual report containing the number and type of criminal offenses committed within the jurisdiction of the Ohlone College CPS as well as citations issued and arrests made. This information is forwarded to the Federal Bureau of Investigation for inclusion in the F.B.I. annual publication, Crime in the United States.

In 1990, the U.S. Congress enacted the “Crime Awareness and Campus Security Act of 1990,” which requires colleges and universities to disclose information about crime on and around their campuses. This law was renamed in 1992 to the “Jeanne Clery Disclosure of Campus Security Policy and Campus Crime Statistics Act”. The federal Clery Act requires the college district to provide additional information to the U.S. Department of Education and to the neighboring communities. Crimes that must be reported include murder, manslaughter, sex offenses (forcible and non forcible), robbery, aggravated assault, burglary, motor vehicle theft, and arson. In addition, the college district must report arrests or disciplinary action referrals for liquor, drugs, and weapons offenses and classified hate crimes.

The Clery Act requires that any college official (Campus Safety Authority) having knowledge of any criminal acts occurring on any campus as defined in the Clery Act must report that information to Campus Police Services for inclusion in the annual security report.

Students Right to Know

The Ohlone Community College District Campus Police Services Campus Annual Security Report publication is the Department’s “Student Right to Know” report. Campus Police Services updates and prints a hard copy available for distribution. Copies are available at the Campus Police Services offices or by calling CPS at (510) 659-6111. An online version is posted and available on the Campus Police Services website <http://www.ohlone.edu/org/security/>.

All students and employees are informed that a digital or hard copy of the Campus Annual Security Report publication is available to them. Information of the availability of this publication is also provided on the Ohlone website, Ohlone College catalog, and semester schedule of classes.

A Daily Crime and Activity log and Police Report Number log is maintained at the front desk at the Campus Police Services office on the Fremont campus and is available for view by the general public between 8:00 am and 6:00 pm, Monday through Friday.

Jeanne Clery Act information is available at:
<http://www.ohlone.edu/org/security/righttoknow.html>

Timely Warning Policy:

The Ohlone Community College District and Campus Police Services, Safety and Security believe that a well informed community is an integral component in ensuring and maintaining safe and secure campuses and learning environment. Crime information is provided to the college community by the Annual Security Report and the Ohlone Community College website.

On occasion, a timely warning notice describing recent crime trends or dangerous incidents are issued by Campus Police Services to the college community. It is our policy to make notifications via:

AlertU

E-mail

Posting printed notices on building entrances and bulletin boards

Electronic sign boards at the entrances to the campuses

Posting notices on the Ohlone college website

Verbal announcements over loudspeakers

Warning Notice Bulletins will include information about the incident and crime prevention recommendations.

AlertU Notification System – Is an emergency short messaging service or SMS (text) messaging technology designed for college and university communities and enterprises. Campus authorities send text messages to subscribers' mobile devices communicating critical campus information and updates to students, staff, and faculty in real time. Friends and family members are also able to subscribe to receive text messages and updates. Subscribe via the web at: www.alertu.org/ohlone.

Annual Disclosure of Crime Statistics

The **“Jeanne Clery Disclosure of Campus Security Policy and Crime Statistics Act”** is a federal law that requires institutions of higher learning (colleges and universities) to disclose campus security information including crime statistics for the campus and surrounding areas. All institutions of post-secondary education, both public and private, that participate in federal student aid programs must publish and disseminate an annual campus security report in addition to providing timely warnings of any criminal activities.

To comply with the Clery Act, the Ohlone Community College Campus Police Services Department is responsible for gathering crime statistics and providing safety information to all students, staff, faculty, visitors, and prospective students and employees of the district. Campus Police Services collects the crime statistics from both campuses and from the local law enforcement agencies located within the cities of Fremont and Newark.

Crime Reporting Procedures

The Ohlone Community College District endorses a crime reporting policy that encourages students, faculty, staff, guests, visitors, and the general community to report all criminal activity, emergencies, or unsafe conditions to Campus Police Services in a timely manner. CPS officers will be dispatched to all calls for service including crimes or emergencies. Appropriate fire, medical, or emergency response personnel will also be notified and requested to respond as necessary.

A crime may be reported to Campus Police Services, Safety and Security by calling:
(510) 659-6111 (Fremont campus)
(510) 742-2311 (Newark campus)

Do You Wish to Report a Crime Anonymously?

A confidential or anonymous crime report may be submitted to CPS by one of the following methods: Call the 24-hour Anonymous Hotline Recording at (510) 979-7997; Complete the [Online Confidential Crime Report form](#)

Please note: A confidential crime report is not the same as a Police Report that is filed and investigated by Campus Police Services. CPS officers will have little information to conduct an investigation therefore it is unlikely an arrest or prosecution will take place. The confidential report may serve as documentation that CPS was notified.

Call Procedures for Emergencies

| | |
|-----------------------------------|----------------------------|
| Emergency | 911 (on campus dial 9-911) |
| Office Phone and Campus Emergency | (510) 742-2311 |
| Office Fax | (510) 659-7310 |

After Hours

When personnel of Campus Police Services are not available after hours, you can contact the Fremont Police Department at **(510) 790-6800** or dial **9-1-1** in case of an emergency.

When personnel of Campus Police Services are not available at the Newark Ohlone Center after hours, you can contact the Newark Police Department at **(510) 793-1400** or dial **9-1-1** in case of an emergency.

Emergency Phones

On the Fremont campus, there are emergency phones that directly contact Campus Police Services located outside on the second floors of buildings 2, 4, 6, and 8. There are also emergency phone inside the elevators. All Campus payphones at the Fremont main campus can be used to call Campus Police Services at no charge by dialing ***81**. There are emergency phones located in each parking lot at the Newark campus that directly contact Campus Police Services during normal hours and the Newark Police Department after hours.

Campus Law Enforcement

Campus Police Services Main Office

43600 Mission Blvd., Bldg. 20
Fremont, CA 94539

| | |
|-----------------------------------|----------------------------|
| Emergency | 911 (on campus dial 9-911) |
| Office Phone and Campus Emergency | (510) 659-6111 |
| Office Fax | (510) 659-7310 |

Our office hours are Monday through Friday from 8 a.m. to 8 p.m. We are closed Saturdays, Sundays and District holidays.

Personnel of Campus Police Services are available at the main campus on Mondays through Thursdays from 6 a.m. to 11 p.m., and Fridays through Sundays from 7 a.m. to 11 p.m. Officers can always be reached by phone even if there is no one in the office. Officers must carry portable phones when the office is closed (on campus phones dial **6111** - off campus phones or pay phones dial **(510) 659-6111**). All in-coming calls are handled as soon as possible. Campus Police Services personnel make reports of crimes and other emergencies to which they respond.

Campus Police Services Newark Campus Office

39399 Cherry Street, Room NC1001
Newark, CA 94560

Campus Police Services personnel are available at the Newark Ohlone Campus on Mondays through Fridays from 7:00 a.m. to 10:00 p.m. and will respond from the Fremont campus on Saturdays and Sundays from 7:30 a.m. to 10:00 p.m.

| | |
|-----------------------------------|----------------------------|
| Emergency | 911 (on campus dial 9-911) |
| Office Phone and Campus Emergency | (510) 742-2311 |
| Office Fax | (510) 659-7310 |

After Hours

When personnel of Campus Police Services are not available after hours, you can contact the Fremont Police Department at **(510) 790-6800** or dial **9-1-1** in case of an emergency.

When personnel of Campus Police Services are not available at the Newark Ohlone Center after hours, you can contact the Newark Police Department at **(510) 793-1400** or dial **9-1-1** in case of an emergency.

Campus Law Enforcement Authority

The Ohlone Community College District Campus Police Services (CPS), including Safety and Security, is a California Peace Officers Standards and Training accredited police department established by the Board of Trustees Resolution 63-74-75. The College District is committed to full implementation of the Student Right to Know and Campus Safety Act of 1990 and the Jeanne Clery Disclosure of Campus Security and Campus Crime Statistics Act. The CPS Office consists of a Chief of Police, police officers, safety officers, and office administrative assistant/dispatchers.

The responsibilities of CPS include campus security, traffic, parking control, prevention and detection of crime, and enforcement of federal, state, and municipal laws. CPS has the primary responsibility for directing, planning, and controlling vehicle and pedestrian traffic on college grounds. CPS oversees the painting of roadways and curbs, placement of control signs, removal of hazardous obstructions, and other related tasks.

CPS personnel make inspections of facilities to insure physical security; design and present programs to reduce risk from criminal acts; review plans and new construction additions to facilities to insure against design defects that could contribute to criminal acts; make preventative patrols of grounds; make necessary arrests and detentions; and interact with all other law enforcement and investigative agencies.

Police Officers receive continuing professional training in first aid, CPR, AED, emergency response, disaster preparedness, defensive tactics, and other topics each year. All police officers have graduated from a regional police academy and have full police powers per 830.32(a) of the Penal Code and 72330 of the Education Code. Safety Officers are trained in Laws of Arrest and Search and Seizure per 832 of the Penal Code.

Safety Officers are not police officers but are provided special authority by the California Penal Code, California Vehicle Code and Education Code to enforce campus rules and regulations. Safety Officers are the first line of support for the campus police officers. Many are trained in and have the responsibility for collecting field evidence, taking crime reports, and parking enforcement. Safety Officers are also trained in first aid, CPR, AED, and emergency response procedures. Safety Officers also provide general community oriented services, such as fingerprinting.

Administrative Assistants/Dispatchers provide information to the public, dispatch officers to calls for service or crimes in progress, answer the CPS Office telephone calls, maintain accurate and detailed records, log calls for service, compile information and data for statistical and financial reports, and provide support services for field officers.

Access & Security to Campus Facilities

All buildings will be secured by Campus Police Services, Safety and Security by 11:00pm on weekdays and by 6:00pm on weekends. It is understood that there will be some need for after-hour and weekend access to buildings. After hours, a faculty or staff I.D. is required. Faculty, staff or students working late on weekends should notify Campus Police Services. The college campuses are closed on holidays. Access to college facilities is limited to staff, students and escorted guests. Entry is monitored during school operating hours. The campus facilities are maintained by Facilities (510) 659-6105 and patrolled by Campus Police Services. Campus Police Services officers regularly test the emergency phones and submit work orders for repair, recommend maintenance of shrubbery for safety reasons and conduct periodic lighting surveys. Officers report the need for replacement of lights and any other physical hazards noticed. Periodic crime prevention surveys are conducted when a crime trend occurs or upon physical changes of office space and equipment when requested. Lighting improvements are constantly being evaluated. Improvements have included the placement of additional lights in buildings, parking lot areas, in areas with heavy landscaping and trees, and along pathways frequently traveled by students. Outdoor emergency phones are located on the campuses. All emergency telephones are connected directly to Campus Police Services.

Safety of Campus Facilities/Residences:

The Ohlone Community College District does not provide housing or residences for students, faculty, or staff on or off-campus. Regarding on-campus security, Ohlone Community College strives to:

- Create and maintain an environment for learning that promotes respect and appreciation of scholarship, freedom, human diversity and the cultural mosaic of the campus community.
- Promote excellence in instruction and intellectual accomplishments.
- Provide broadly accessible higher education for all people.

Campus Police Services participates in delivery of the College's mission and strives to create a safe environment conducive to academic excellence. Crime is a nationwide problem and Campus Police Services strives to make the campus community a safe and secure environment. Campus Police Services has a Memorandum of Understanding with the Fremont Police Department and the Newark Police Department to provide assistance and support services. Copies of the memorandums are on file and available for review upon request.

\

Security Awareness and Crime Prevention

Crime prevention material is distributed by Campus Police Services to the campus community. CPS makes inspections of facilities to ensure physical security, design and present programs to reduce risk from criminal acts, review plans and new construction additions to facilities to insure against design defects that could contribute to criminal acts, make preventative patrols of grounds, make necessary arrests and detentions, and interact with other law enforcement and investigative agencies to accomplish this task.

Crime prevention and safety brochures such as Preventing Sexual Assault, Escort Service, Earthquake Procedures, First Aid Instructions, and include safety tips and are provided by Campus Police Services. Material includes how to call Campus Police Services for emergencies and how to report crimes. These brochures are available to students during registration for fall and spring semester classes and summer classes. They are available at various locations on the Ohlone College campuses and available on-line.

The Ohlone Community College District and Campus Police Services, Safety and Security are committed to providing a safe and secure learning and working environment. The safety of each student and employee are of paramount concern. Information regarding the following topics is provided to assist students and employees in learning about these topics, learning about how to avoid and prevent these types of offenses, and what to do in the event you or someone you know becomes a victim or has questions or concerns.

[Ohlone College CPS Safety Tips and Brochures](#)

Personal Security

www.state.gov/m/ds/rls/rpt/19773.htm

Identity theft – General Guide

www.ag.ca.gov/idtheft/index.htm

Domestic Violence

www.ndvh.org

Stalking

www.ncvc.org/src/Main.aspx

Sexual Assault/Rape

www.womenshealth.gov/faq/sexual-assault.cfm

Dating and Personal Safety Tips

<http://www.datehookup.com/content-dating-safety-a-self-defense-resource-guide-for-women.htm>

The Campus Police Services, Safety and Security Department's primary responsibility is the safety and security of all members of the college community. Every effort is made to timely warn and inform students and staff of criminal activity or any other concern that may be an immediate threat to the safety and security of those on campus. Information and workshops on crime prevention are made available to students and staff throughout the academic year. It is the responsibility of every member of the campus community to act in ways that promote the safety of self, other, and the protection of college district property.

Escort Service

Campus Police Services can be contacted to request an on-campus escort between 7:00 a.m. and 11:00 p.m. 7 days a week. To request an escort please dial **6111** from on-campus phones, or **(510) 659-6111** from non-campus phones.

There are also Emergency Phones that directly contact Campus Police Services located outside on the second floors of buildings 2, 4, 6, 8, and all elevators. All Campus Payphones can be used to call Campus Police Services at no charge by dialing ***81**.

Alcohol and Drug Abuse and Weapons Policies

Ohlone Community College District complies with the Drug Free Workplace Act of 1990 and the Higher Education Act Section 120a. The Ohlone Community College District is committed to an alcohol and drug free environment for all students, faculty, and staff.

In accordance with Public Law 101-226 "Drug Free Schools and Communities Act Amendment of 1989," the Board of Trustees of Ohlone Community College District has enacted the following:

The District shall be free from all drugs and from the unlawful possession, use or distribution of illicit drugs and alcohol by students and employees.

The unlawful manufacture, distribution, dispensing, possession or use of a controlled substance is prohibited in all facilities under the control and use of the District.

Any student or employee who violates this policy will be subject to disciplinary action (consistent with local, state or federal law), which may include referral to an appropriate rehabilitation program, suspension, demotion, expulsion or dismissal.

The President/Superintendent shall assure that the District distributes annually to each student the information required by the Drug-Free Schools and Communities Act Amendments of 1989 and complies with other requirements of the Act.

Campus Police Services strictly enforces Federal, State, and local laws, as well as Ohlone's zero-tolerance policy, for the use, possession, or sale of illegal drugs.

Any student who feels that he/she has a drug or alcohol problem is urged to voluntarily seek assistance through the Ohlone Community College Student Health Center.

Employees are referred to the Ohlone Human Resources Office for referral to employee assistance programs.

Firearms and other dangerous weapons of any kind are not permitted on campus except as permitted by state and federal law. The use, possession, sale, or transfer of firearms or any other weapon is strictly prohibited on any campus by state law, the student code of conduct, and college district policy.

Note: Criminal prosecution is separate from any administrative discipline that may be imposed by the Ohlone Community College District.

Sexual Assaults and Sexual Offender Registration Laws

Sexual Assault Policy

Ohlone College has a zero tolerance policy for sexual assault. The Ohlone Community College District recognizes that sexual assault is a serious issue and will not tolerate any sexual assault actions on campus. Campus Police Services will investigate all allegations of sexual assault and take appropriate police action. The Ohlone Community College District will also take appropriate disciplinary or legal action. In addition to criminal prosecution, school disciplinary sanctions range from reprimand to suspension to expulsion from the College. During a disciplinary hearing, the accuser and the accused are entitled to due process, including the right to have others present at the hearings and a right to the same information regarding the outcome of the disciplinary hearings.

If a Sexual Assault Occurs

As soon as possible, the victim of a sexual assault should report the incident to Campus Police Services, Safety and Security, the local police department or any faculty or staff member. The victim should make every attempt to preserve any physical evidence of the assault. This may include a voluntary medical exam, not showering, and not disposing of any damaged clothing or other items that are present after/during the assault. Victims are encouraged to call any law enforcement agency by dialing 911 after a sexual assault for a crime investigation, referral or transport for medical treatment, and referral to crisis counseling and legal advocacy.

Disciplinary actions may be imposed on individual students, student organizations and/or any College faculty or staff responsible for a sexual assault. College sanctions following campus disciplinary procedures depend on the outcome and may range from reprimand to expulsion. Every effort will be made to criminally prosecute perpetrators of sexual assaults. The accuser and the accused are entitled to the same opportunities to have others present during a campus disciplinary proceeding and both shall be informed of the outcome.

The College's Sexual Assault & Rape Policy is explained in the Ohlone Community College District Administrative Procedures, which is available on the Ohlone Community College website: <http://www.ohlone.edu>

Sexual Assault Prevention Programs

The Ohlone Community College District's sexual assault program entails presentations, providing information to students and employees on how to prevent and avoid sexual assaults, and what to do if you are the victim of a sexual assault. There are also courses in understanding violent offenders in the Ohlone Community College Administration of Justice program. This course is a study of the violent crimes, the various types of homicide, and the characteristics of both the offender and the victim. Students should check the Schedule of Classes each semester to determine when these classes are offered.

Information regarding what to do if you are the victim of a sexual assault or rape and resources that are available to victims of sexual assault or rape can be located at:

www.womenshealth.gov/faq/sexual-assault.cfm^[2]

If You Are A Victim Of Sexual Assault:

- GET to a safe place
- CONTACT the Campus Police Services, Safety and Security Department at (510) 659-6111 or call your local authorities by dialing 911 (9911 from on-campus)
- DO NOT shower, bathe, douche, change or destroy clothing
- DO NOT straighten up or clean the area where the assault took place
- SEEK medical attention
- SEEK emotional support from local Rape Crisis and Referral Center (408) 287-3000 or the Ohlone Student Health Center (510) 659-6258

Notice: The Ohlone Community College District will change a victim's academic situation after an alleged sex offense and inform the victim of the options for those changes, if those changes are requested by the victim and are reasonably available. Victims of sexual assault may report the crime to any Ohlone College faculty, staff, or administrator, but the Campus Police Services office should be notified as soon as possible. Victims or witnesses to crimes should follow the basic policy for reporting crimes. This policy is available in the College Catalog (<http://www.ohlone.edu/catalog/>) and in the Schedule of Classes (<http://www.ohlone.edu/schedule>).

Preventing Sexual Assaults

Knowing the facts about rape...

Rape is a violent crime - a hostile attack - an attempt to hurt and humiliate. It is NOT the result of "uncontrolled passions." Rape can happen to anyone. Children, grandmothers, students, working women, wives, mothers, and even males are the victims of rape. Rape can occur anywhere and at anytime in public or in your own home, day or night. Rapists are not necessarily strangers. In fact, in over one third of reported cases, the rapist is an acquaintance, neighbor, friend, or relative of the victim.

Prevention Tips...

First, know the facts about rape. Become aware of locations and situations where rape might occur, and avoid them. Consider your alternatives if confronted by a rapist. Practice possible responses so that you can recall them even under the stress of a real encounter.

Outdoors...

- Be alert to your surroundings and the people around you - especially if you are alone or it is dark.
- When possible, travel with a friend.
- Stay in well-lit areas as much as possible.

- Walk confidently, directly, at a steady pace. A rapist looks for someone who appears vulnerable.
- Walk on the side of the street facing traffic.
- Walk close to the curb. Avoid doorways, bushes, and alleys where rapist can hide.
- If you think you are being followed, walk quickly to areas where there are lights and people.
- If a car appears to be following you, turn and walk in the opposite direction, or walk on the other side of the street.
- If in danger - scream and run, or yell fire, or break a window to attract attention.

At home...

Many rapes occur in or near the victim's home. One of the best ways to prevent sexual assault is to practice good home security.

- Install effective locks on all doors and windows - and use them.
- Install a peephole viewer in your door. NEVER open your door without knowing who is on the other side. Require salespersons or repairmen to show identification.
- If strangers telephone or come to your door, don't admit that you are alone.
- If you live in an apartment, avoid being in the laundry room or garage by yourself, especially at night.
- If you come home and find a door or window open or signs of forced entry, don't go in. Go to the nearest phone and call the police.

Car safety...

- Always lock car doors after entering or leaving your car.
- Park in well-lit areas.
- Have your car keys in your hand so that you don't have to linger before entering your car. Keys can also serve as a possible weapon against an attacker.
- Check the back seat before entering your car.
- If you think you are being followed, drive to a public place or a police station.
- If your car breaks down, open the hood and attach a white cloth to the car antenna. If someone stops to help, stay in your locked car and ask them to call the police or a garage.

If attacked...

Remember your main concern must always be your safety. No one can tell you whether you should fight back, submit, or resist. IT DEPENDS ON YOU AND THE SITUATION. However, your best defense is to be prepared - know your options ahead of time. Your safety may depend upon your ability to stay cool and calm.

Weapons...

Carrying weapons for self-defense is controversial and sometimes illegal. Be safe - for more information, contact your local law enforcement agency.

If you are a victim of a rape....

Get help quickly. Call the police, sheriff, a rape crisis center, doctor, friend, or relative.

- Do NOT wash, douche, change clothes or clean up in any way until after talking to the police and going to the hospital. (You could destroy valuable evidence.)
- Remember you are the victim. You have nothing to feel guilty or ashamed about.

To learn more about sexual assault and how to prevent, contact your local law enforcement agency, rape crisis center, or write to:

Crime Prevention Center
Office of the Attorney General
1515 K Street
Sacramento, CA 95814

Or go to:

Sexual Assault/Rape Information:
www.womenshealth.gov/faq/sexual-assault.cfm

Megan’s Law: Registered Sex Offender Information

It is the policy of the Campus Police Services to provide information regarding threats to the safety of the campus community arising from Serious and High Risk Sex Offenders on or near the Ohlone Community College District campus.

Convicted sexual offenders who are required to register by State or Federal law are required to register with Campus Police Services if attending the college as a student or employed by the college district in any capacity, including as a volunteer or unpaid aide, and any person working or carrying on a vocation at the college (e.g. contractors) for more than 14 days or for an aggregate period exceeding 30 days in a calendar year (paid workers or volunteers).

Information regarding any person who has been convicted of a sexual offense and required to register pursuant to Section 290 of the California Penal Code can be viewed by any student, employee, or member of the general public at the Campus Police Services Office on the Fremont campus Monday through Friday during normal business hours.

The release of this information will be made for the purpose of allowing members of the campus community to protect themselves and their children from Serious and High Risk Sex Offenders.

Any of the information released regarding Serious and High Risk Sex Offenders will be done strictly in compliance with the provisions of sections 290 and 290.4 of the California Penal Code.

Campus Police Services may make notification to any of the following persons, agencies, or organizations the offender is likely to encounter including, but not limited to:

1. Public and private educational institutions.
2. Day care establishments.
3. Locations that primarily serve individuals likely to be victimized by an offender.
4. Other community members at risk.

Pursuant to provisions of section 290 (m) of the California Penal Code, Campus Police Services may provide the following information regarding a Serious and High Risk Sex Offenders to any of the persons, agencies, or organizations authorized to receive information:

1. The offender's full name.
2. The offender's known aliases.
3. The offender's gender.
4. The offender's race.
5. The offender's physical description.
6. The offender's photograph.
7. The offender's date of birth.
8. Crimes resulting in registration under 290 PC.
9. The offender's address, which must be verified prior to publication.
10. Description and license plate number of offender's vehicles or vehicles the offender is known to drive.
11. Type of victim targeted by the offender.
12. Relevant parole and probation conditions, such as one prohibiting contact with children.
13. Dates of crimes resulting in classification under this section.
14. Date of release from confinement.

Information disclosed pursuant this procedure must not include information that would tend to identify the victim.

PUBLIC ACCESS TO "MEGAN'S LAW" DATA: Section 290.4 of the California Penal Code mandates that the Department of Justice, sheriffs departments, and the municipal police departments of cities with population of more than 200,000 make the "Megan's Law" data available to the public for viewing.

Campus Police Services does not provide public access to the "Megan's Law" CD-ROM. For further information on how to obtain access to the "Megan's Law" CD-ROM, contact the Fremont Police Department at (510) 790 - 6800, or the Newark Police Department at (510) 793 - 1400.

Victims' Bill of Rights Act of 2008: "Marsy's Law"

On 11/4/08, by enacting Proposition 9, referred to as the "Victims' Bill of Rights Act of 2008: Marsy's Law" the California citizens voted to provide victims of crimes with certain constitutional rights. By enacting Proposition 9, the California Constitution, Article I, Section 28 (b), has been amended and hereby confers the following rights to those who are victims of crime as defined in the constitution:

In order to preserve and protect a victim's rights to justice and due process, a victim shall be entitled to the following rights:

- To be treated with fairness and respect for his or her privacy and dignity, and to be free from intimidation, harassment, and abuse, throughout the criminal or juvenile justice process.
- To be reasonably protected from the defendant and persons acting on behalf of the defendant.
- To have the safety of the victim and the victim's family considered in fixing the amount of bail and release conditions for the defendant.
- To prevent the disclosure of confidential information or records to the defendant, the defendant's attorney, or any other person acting on behalf of the defendant, which could be used to locate or harass the victim or the victim's family or which disclose confidential communications made in the course of medical or counseling treatment, or which are otherwise privileged or confidential by law.
- To refuse an interview, deposition, or discovery request by the defendant, the defendant's attorney, or any other person acting on behalf of the defendant, and to set reasonable conditions on the conduct of any such interview to which the victim consents.
- To reasonable notice of and to reasonably confer with the prosecuting agency, upon request, regarding, the arrest of the defendant if known by the prosecutor, the charges filed, the determination whether to extradite the defendant, and, upon request, to be notified of and informed before any pretrial disposition of the case.
- To reasonable notice of all public proceedings, including delinquency proceedings, upon request, at which the defendant and the prosecutor are entitled to be present and of all parole or other post-conviction release proceedings, and to be present at all such proceedings.
- To be heard, upon request, at any proceeding, including any delinquency proceeding, involving a post-arrest release decision, plea, sentencing, post-conviction release decision, or any proceeding in which a right of the victim is at issue.

- To a speedy trial and a prompt and final conclusion of the case and any related post-judgment proceedings.
- To provide information to a probation department official conducting a pre-sentence investigation concerning the impact of the offense on the victim and the victim's family and any sentencing recommendations before the sentencing of the defendant.
- To receive, upon request, the pre-sentence report when available to the defendant, except for those portions made confidential by law.
- To be informed, upon request, of the conviction, sentence, place and time of incarceration, or other disposition of the defendant, the scheduled release date of the defendant, and the release of or the escape by the defendant from custody.
- To restitution.
 - It is the unequivocal intention of the People of the State of California that all persons who suffer losses as a result of criminal activity shall have the right to seek and secure restitution from the persons convicted of the crimes causing the losses they suffer.
 - Restitution shall be ordered from the convicted wrongdoer in every case, regardless of the sentence or disposition imposed, in which a crime victim suffers a loss.
 - All monetary payments, monies, and property collected from any person who has been ordered to make restitution shall be first applied to pay the amounts ordered as restitution to the victim.
- To the prompt return of property when no longer needed as evidence.
- To be informed of all parole procedures, to participate in the parole process, to provide information to the parole authority to be considered before the parole of the offender, and to be notified, upon request, of the parole or other release of the offender.
- To have the safety of the victim, the victim's family, and the general public considered before any parole or other post-judgment release decision is made.
- To be informed of the rights enumerated in paragraphs (1) through (16)
- The above Marsy Rights are to be provided to each crime victim pursuant to Penal Code Section 679.026
- VICTIMS OF CRIME RESOURCE CENTER 1-800-VICTIMS or 1-800-842-8467
- To receive notification of the status of an appeal or status updates on a case that the Attorney General's Office is prosecuting visit: [Marsy's Law - Victim Notification](#). To obtain resource information, contact Victims' Services Unit at 1-(877) 433-9069 or via [email](#).

Ohlone College Policy Regarding Workplace Violence

The Ohlone Community College District has a zero tolerance policy regarding threatening, intimidating, or harassing behavior in the workplace. If you feel concerned for your safety because of the behaviors of another employee or any member of the campus community, you should advise your Dean, Supervisor, Manager and/or Campus Police Services as appropriate. In case of an emergency call 911.

If you are the victim of any type of violence in the work place, are verbally or otherwise threatened with violence, or witness any acts of violence or threats of violence in the workplace, notify Campus Police Services at (510) 659 – 6111 immediately.

Each threat or act of violence will be immediately and thoroughly investigated by the appropriate law enforcement agency and by the appropriate administrator in consultation with the Associate Vice President of Human Resources and the President/Superintendent.

Employees who act in violation of this policy and/or the law will be subject to arrest and/or disciplinary action, up to and including dismissal. Such disciplinary action shall be in accordance with District policies, state and federal laws, and/or the collective bargaining agreements.

Hate Crimes

Hate crimes are defined by the California Penal Code as any acts of physical intimidation or physical harassment, physical force or physical violence, or the threat of physical force or violence, that is directed against any person or group of persons because of the ethnicity, race, national origin, religion, sex, sexual orientation, disability, or political or religious beliefs of that person or group.

The Ohlone Community College District does not condone hate violence and is charged with ensuring that the rights guaranteed by state and federal law and the U.S. Constitution are protected for all people, regardless of their ethnicity, race, national origin, religion, sex, sexual orientation, disability, or political or religious beliefs.

Incidents of hate violence can be reported to:

Ohlone Community College District Campus Police Services at (510) 659 – 6111

Student Health Center at (510) 659 – 6528

Vice President of Student Services at (510) 659 – 6107

Human Resources Department at (510) 659 - 6088

Emergency Procedures: Shooting / Sniper / Violent Armed Individual

Types of Shooting Incident/Situation

The type of shooting incident/situation will determine the appropriate response.

- **If you are outdoors**, immediately seek cover and move away from the line of fire.
- **If you are indoors**, immediately get down, move away from all windows and if possible, block or secure the room door to prevent the suspect(s) from entering.
- **Do not evacuate rooms or the building until instructed to do so** by a CPS Officer, the Building Monitor, or an Ohlone College employee with proper identification or a Fremont Police Officer or unless it is absolutely clear that it is safe to do so.

[Special precautions must be taken to ensure that persons who have impaired hearing are notified and persons with disabilities are assisted as appropriate.](#)

Call **911 (9-911)** from a college telephone or cell phone. **Do not hang up** on the dispatcher until instructed to do so. The following information should be provided:

- Indicate that there has been a shooting or that someone has been shot
- The exact location of the suspect(s) including the building number (if applicable), floor number (if applicable), room number (if applicable), nearest landmarks (bookstore, cafeteria, etc.)
- Whether you actually heard or saw any shots fired, if the suspect(s) is/are still shooting, what type of weapon(s) does the suspect(s) have? Handgun, Rifle, Shotgun or Explosive Device(s)?
- Description of suspect(s): race, clothing, direction of travel, vehicle(s)
- Condition and number of hostage(s) and victim(s) injured or killed
- Any information or demands supplied or made by suspect(s)?

In a Shooting Incident/Situation: Evacuate Only When Safe and Appropriate

Active Shooter:

- Evacuation is Not Recommended as the suspect(s) is/are mobile and fluid and often seeks targets of opportunity
- It is generally safer to seek cover if near the suspect(s) and then move away quickly and stealthily keeping cover between you and the suspect(s) in the opposite direction
-

Sniper/Barricaded Suspect(s)

- Remain in place of shelter or safety until instructed to evacuate or leave
- Follow instructions of police officer or building monitor
- If shooting is in progress, keep a low profile and silhouette, always maintain cover, be silent, follow instructions

Violent Armed Individual:

During incidents or situations where a subject is armed with a deadly weapon other than a firearm or suspected explosive device, such as a knife, ax, or club, and is threatening or attacking others, the following actions should be taken:

- The type of incident/situation will determine the appropriate response.
- If you are outdoors, immediately move away from the suspect(s) and seek assistance.
- If you are indoors, immediately move away from suspect(s) and if possible, block or secure the room door to prevent the suspect(s) from entering.
- Do not evacuate rooms or the building until instructed to do so by a CPS Officer, the Building Monitor, or an Ohlone College employee with proper identification or a Fremont Police Officer or unless it is absolutely clear that it is safe to do so.

[Special precautions must be taken to ensure that persons who have impaired hearing are notified and persons with disabilities are assisted as appropriate.](#)

Call 911 (9-911) from a college telephone or cell phone. Do not hang up on the dispatcher until instructed to do so. The following information should be provided:

- Indicate that there has been an incident involving a weapon and someone has been or may be injured.
- The exact location of the suspect(s) including the building number (if applicable), floor number (if applicable), room number (if applicable), nearest landmarks (bookstore, cafeteria, etc.)
- Whether you actually heard or saw anyone threatening or injuring someone, if the suspect(s) is/are still threatening or injuring anyone, what type of weapon(s) does the suspect(s) have? Knife, Axe, Club or other type of weapon?
- Description of suspect(s): race, clothing, direction of travel, vehicle(s)
- Condition and number of hostage(s) and victim(s) injured or killed
- Any information or demands supplied or made by suspect(s)

Emergency Response and Evacuation Policy

The Ohlone Community College District Campus Police Services officers have been trained in Incident Command and response to critical incidents on campus. In the event of an immediate threat to the health or safety of the college community first responders to the scene can be the CPS, Fremont or Newark Police Department, Fremont or Newark Fire Department, and Ohlone College Student Health Services. These first responders work together to manage the incident and depending on the nature of the incident could call-in other city, county, state or federal agencies to assist.

Campus Police services receives emergency and incident information from various sources such as: dispatchers, Alameda County Emergency Communications Center, Fremont Police Department, Newark Police Department, and other law enforcement agencies. If the CPS confirms there is an emergency or incident that poses an immediate threat to the college community, Campus Police Services can act unilaterally or in collaboration with other agencies to notify the college community. The content of the emergency notification will be determined by the type and size of the incident. CPS or other first responders may send immediate notifications by email, text messaging (using AlertU - signup for free at: www.alertu.org/ohlone), phone call, or loud speaker. Immediate notifications may be sent by one or all of these methods depending on the type of incident.

Evacuation drills are performed at both Ohlone Community College District Campuses at least once a year. The evacuation drills are conducted by Campus Police services, the Safety Committee, and the Emergency Preparedness Coordinator. The purpose of evacuation drills is to conduct an assessment of the District's response to emergency protocols, which includes the ability to evacuate buildings safely and in a timely manner, ensure the safety of all employees, students and guests, and assess training and resource needs.

Fire Safety

IF YOU SMELL SMOKE OR SEE FIRE

- When a fire alarm sounds, you must leave the building immediately. Failure to do so may result in personal injury or disciplinary action.
- When out of danger, activate the nearest alarm and or dial 9-1-1
- If you are instructed to evacuate, leave the area as quickly and safely as possible.
- Use the stairs to evacuate, never use the elevator in the event of a fire.
- Before opening a door, use the back of your hand to see if it is hot. If the door is hot, do not open it. Stuff clothing beneath the door to prevent smoke from coming in.
- Open a window.
- If the door is not hot, open it slowly and look into the hallway for signs of smoke or fire before leaving the safety of the office or room.
- Remember to stay low if there is smoke in the air.
- Please give assistance to all persons with disabilities.

Earthquake Procedures

During an earthquake, remain calm and quickly follow the steps outlined below.

- If indoors, seek refuge in a corner, under a desk or table. Avoid windows, shelves, and heavy equipment. **Drop and Cover.**
- When the earth is shaking, **DROP** to your knees, clasp both hands behind the neck, bury your face in your arms, make your body as small as possible, close eyes and cover ears with forearms.
- If outdoors, move quickly away from buildings, utility poles, and other structures. **Drop and Cover.**
- After initial shock, evaluate the situation and if emergency help is necessary call Campus Police Services Office at Ext. 6111. Protect yourself at all times and be prepared for after shocks.
- Turn off all potentially hazardous equipment such as gas and electric appliances.
- Damaged facilities should be reported to Facilities at Ext. 6105 if Campus Police Services was not called.
- If necessary activate the building alarm system.
- Evacuate the building by quickly walking to the nearest exit, alerting people as you go.
- Be aware of structural damage and assist both the disabled and injured.
- **FLASH THE LIGHTS ON AND OFF** to alert deaf or hard of hearing students. Write notes to explain what is happening.
- Once outside, move to a clear area at least 150-300 feet away from the affected building(s). Keep walkways clear for emergency vehicles.
- To the best of your ability, and without reentering the building, assist in determining that everyone has evacuated safely.

DO NOT RETURN TO AN EVACUATED BUILDING UNLESS DIRECTED BY APPROPRIATE AUTHORITY.

First Aid Instructions

Fainting, Unconsciousness and Shock

Have victim lie or sit down and rest
Keep victim comfortable, not hot or cold
Ask or look for emergency medical I.D.
Treat other injuries as necessary

Mouth-to-Mouth Resuscitation

Place victim on side and remove foreign matter from mouth with finger
Place victim on back
Tilt victim's head back to open airway
Close victim's nostrils with fingers
Inhale and place your mouth over victim's mouth
Exhale until victim's chest expands
Repeat every five seconds
Keep trying until help arrives
If problem, check victim for airway obstruction

Severe Bleeding and Wounds

AVOID DIRECT CONTACT WITH BLOOD, IF POSSIBLE WEAR SURGICAL RUBBER GLOVES WHEN BLEEDING IS INVOLVED
Apply direct pressure on wound
Use clean cloth or hand
Apply pressure to blood vessel, if necessary
Elevate body part
Add more cloth if blood soaks through
Keep pressure on wound until help arrives
Use tourniquet only as last resort

Choking

Check victim's mouth and clear of foreign matter
Lower head and give back blows
Still choking, use abdominal thrusts

Heart Attack

Place victim laying down on back
Give resuscitation or CPR as necessary (if trained)
Keep victim comfortable, not hot or cold
Ask or look for emergency medical I.D.

Burns, Thermal and Chemical

Immerse burned area in cold water
Flood chemical burn with cool water
Cover burn with dry bandage
Keep victim quiet and comfortable

Fractures and Sprains

Keep victim still

Keep injured area immobile

CAUTION: HEAD, NECK OR BACK INJURY: Any victim suspected of having head, neck or back injury, keep absolutely still. Treat for shock if necessary and keep warm

Poisoning and Overdose

Determine what substance is involved and how taken

Stay with victim and assist as necessary

If choking, lower head

Parking Rules and Information

Under state law (Education Code 72247) all parking on a community college campus is subject to payment of a specified fee. It is a privilege extended by the Board of Trustees to the faculty, staff, students, and visitors.

Traffic regulations governing the conduct of operation of motor vehicles on the campus of Ohlone College and the Newark Ohlone Center are established in accordance with various provisions of the California Vehicle Code as well as policies established by the Board of Trustees of the District. In the absence of any special regulations not provided for herein, the provisions of the California Vehicle Code relating to vehicular traffic shall apply.

Traffic Control Devices: The driver of any motor vehicle shall obey the instructions of any official traffic control device unless otherwise directed by competent authority (Law Enforcement Personnel).

No person shall operate any motor vehicle while it is in an unsafe condition upon the campus of Ohlone College.

Fremont Campus:

Parking for students is authorized with a daily parking permit or a semester parking permit in lots B, C, D, E, G, H, and K, except those stalls marked as STAFF parking. A semester parking permit (or staff parking permit) is not valid for parking in lots M, N, O, and P. **DAILY** permits are required to park in these lots.

Parking only for staff members is authorized in lots A, T, and W. If these lots are full, staff may also park in lots B, C, D, E, G, H, and K. A Staff parking permit is not valid for parking in lots M, N, O, and P - a daily permit is required to park in these lots.

Drivers may use keys A and B, located on the north side of the campus, for dropping off and picking up passengers (drivers must stay with their vehicle). Keys C and D on the

south side of the campus are restricted for use by AC Transit buses and service vehicles only.

Coin operated metered parking is located in lots M and N. These parking stalls are for up to two (2) hour parking. Daily, semester, and staff permits are not valid in these parking stalls.

Motorcycle parking spaces are located in lot W. Motorcycles require a parking permit and are subject to permit parking regulations. Special bicycle parking areas, equipped with bike racks, are located adjacent to Building #2 (above lot U) and on the south side of Hyman Hall. No special permit is required for bicycle parking.

Newark Campus

Parking for students at the Newark Center for Health, Science, and Technology is authorized in Lots A, B, C and, D except those parking stalls marked as STAFF or for Emergency or maintenance vehicles. No student or visitor parking is allowed in the maintenance facilities yard area.

Motorcycles may park in any parking space. Motorcycles require a parking permit and are subject to permit parking regulations. Bicycle racks are located along Wing 1. No special permit is required for bicycle parking.

Basic Speed Laws

The following speed limits shall be observed:

1. Hard Surface - 25 mph (unless lower speed posted)
2. Gravel Surface - 15 mph
3. Parking Areas - 15 mph

Traffic Accidents/Collisions

Reporting of on-campus accidents is required under Sections 20002, 20005, 20007, and 20008 of the California Vehicle Code. If you are involved in a traffic accident or witness a traffic accident, contact Campus Police Services. Violators are subject to prosecution under the California Vehicle Code or disciplinary action per Ohlone Community College policy..

Disabled Persons

Disabled persons displaying either State of California license plates or placards issued for disabled parking purposes or permits obtained from Ohlone College's Disabled Students Programs and Services may park in spaces reserved for the disabled. These spaces are marked with the standard blue painted Disabled Insignia. Permits are available in the Disabled Services Office (510) 659-6079, which is located in Building 7, 2nd Floor,

Room 7217. Disabled parking lots are enforced 7 days a week and 24 hours a day - No Exceptions.

There are disabled parking spaces at the Fremont campus located in lots A, B, C, H, K, M, N, O, P, Q, R, T, and U. Staff and students may park in disabled stalls only if they display their staff, semester, or daily parking permit and a state disabled placard issued to them by the California Department of Motor Vehicles (Refer to 11.2.5 for disabled students).

There are disabled parking spaces located in lots A, B, C, and D at the Newark campus. Staff and students may park in disabled stalls only if they display their staff, semester, or daily parking permits and a state disabled placard issued to them by the California Department of Motor Vehicles (Refer to 11.2.5 for disabled students).

Parking Permits

Parking permits may be purchased for each semester from the Ohlone College Bookstore on the Fremont campus and on-line. Contact the Ohlone College Bookstore for more information.

Parking Permits Required

Mondays-Fridays 7 a.m.-11 p.m., Saturdays 7 a.m.-5 p.m.

** Parking Permits MUST be visibly displayed. Daily Permits should be displayed on the vehicle's dashboard. Semester Parking Permits should be hung from the rearview mirror or placed on the vehicle's dashboard.

Free Parking

Currently, there is no charge for parking on Saturdays after 5 p.m., Sundays, and holidays in Lots A, B, C, D, E, G, H, and K on the Fremont campus and in Lots A, B, C, and D on the Newark campus. There is No Free Parking in Lots M, N, O or P. Visitors and students may not park in the Staff Only designated parking lots at any time. Vehicles must park in marked stalls only.

Crime on Campus

The federal Clery Act requires Ohlone College to provide additional information to the community. Crimes that must be reported are murder, manslaughter, sex offenses (forcible and non-forcible), robbery, aggravated assault, burglary, motor vehicle theft, and arson. In addition, Ohlone College must report “arrests or disciplinary referrals for liquor, drug and weapons offenses” and hate crimes by classification.

Crimes that fall under the Clery Act requirement must also be reported by location of occurrence: on campus, residence community, non-campus buildings or property, and public property (streets, sidewalks, parking lots –adjacent to the campus.)

Crime Statistics

Enacted in 1990, the Campus Security Act requires all colleges and universities that receive Federal Student Aid funds to release their security policies and the three most recent years of crimes statistics for homicide, manslaughter, sex offenses (forcible and non-forcible), robbery, aggravated assault, burglary, motor vehicle theft, and arson. It also requires that schools provide statistics for arrests for liquor law violations, drug violations, and weapons possession, and classified hate crimes.

Records of crime on campus and crime data are available upon request at Campus Police Services. The crime data is available annually to staff and students via Ohlone.edu or upon request to Campus Police Services.

Statistics

Fremont Campus

| OFFENSE TYPE | On Campus | | | Non-Campus Property | | | Public Property | | |
|----------------------------|-----------|------|------|---------------------|------|------|-----------------|------|------|
| | 2008 | 2009 | 2010 | 2008 | 2009 | 2010 | 2008 | 2009 | 2010 |
| Homicide | 0 | 0 | 0 | 0 | 0 | 0 | 0 | 0 | 0 |
| Non-Negligent Manslaughter | 0 | 0 | 0 | 0 | 0 | 0 | 0 | 0 | 0 |
| Negligent Manslaughter | 0 | 0 | 0 | 0 | 0 | 0 | 0 | 0 | 0 |
| Forcible Sex Offenses | 0 | 0 | 0 | 0 | 0 | 0 | 0 | 0 | 0 |
| Non-forcible Sex Offenses | 0 | 0 | 0 | 0 | 0 | 0 | 0 | 0 | 0 |
| Robbery | 0 | 0 | 0 | 0 | 0 | 0 | 0 | 0 | 0 |
| Aggravated Assault | 0 | 0 | 0 | 0 | 0 | 0 | 0 | 0 | 0 |
| Burglary | 2 | 9 | 8 | 0 | 0 | 0 | 0 | 0 | 0 |
| Motor Vehicle Theft | 2 | 1 | 1 | 0 | 0 | 0 | 0 | 0 | 0 |
| Arson | 0 | 0 | 0 | 0 | 0 | 0 | 0 | 0 | 0 |

| | | | | | | | | | |
|----------------------|----|----|----|---|---|---|---|---|---|
| Theft/Larceny | 24 | 27 | 22 | 0 | 0 | 0 | 0 | 0 | 0 |
| Vandalism | 61 | 57 | 21 | 0 | 0 | 0 | 0 | 0 | 0 |
| Weapons Violations | 0 | 0 | 1 | 0 | 0 | 0 | 0 | 0 | 0 |
| Drug Violations | 2 | 0 | 1 | 0 | 0 | 0 | 0 | 0 | 0 |
| Alcohol Violations | 2 | 1 | 0 | 0 | 0 | 0 | 0 | 0 | 0 |
| Hate Crime (Assault) | 0 | 1 | 0 | 0 | 0 | 0 | 0 | 0 | 0 |

Special Category Arrests (Liquor, Drug, and Weapons)

| | On Campus | | | Non-Campus Property | | | Public Property | | |
|--------------------|-----------|------|------|---------------------|------|------|-----------------|------|------|
| ARRESTS | 2008 | 2009 | 2010 | 2008 | 2009 | 2010 | 2008 | 2009 | 2010 |
| Liquor Laws | 1 | 0 | 0 | 0 | 0 | 0 | 0 | 0 | 0 |
| Drug Violations | 2 | 3 | 1 | 0 | 0 | 0 | 0 | 0 | 0 |
| Weapons Possession | 0 | 0 | 1 | 0 | 0 | 0 | 0 | 0 | 0 |

Disciplinary Referrals*

Alleged offenses reported to and investigated by Ohlone College Authority officials. Alleged offenders are referred for disciplinary action but are not arrested.

| | On Campus* | | |
|--------------------|------------|------|------|
| ARRESTS | 2008 | 2009 | 2010 |
| Liquor Laws | 0 | 0 | 0 |
| Drug Violations | 0 | 0 | 0 |
| Weapons Possession | 0 | 0 | 0 |

Newark Campus

| | On Campus | | | Non-Campus Property | | | Public Property | | |
|----------------------------|-----------|------|------|---------------------|------|------|-----------------|------|------|
| OFFENSE TYPE | 2008 | 2009 | 2010 | 2008 | 2009 | 2010 | 2008 | 2009 | 2010 |
| Homicide | 0 | 0 | 0 | 0 | 0 | 0 | 0 | 0 | 0 |
| Non-Negligent Manslaughter | 0 | 0 | 0 | 0 | 0 | 0 | 0 | 0 | 0 |
| Negligent Manslaughter | 0 | 0 | 0 | 0 | 0 | 0 | 0 | 0 | 0 |
| Forcible Sex Offenses | 0 | 0 | 0 | 0 | 0 | 0 | 0 | 0 | 0 |
| Non-forcible Sex Offenses | 0 | 0 | 0 | 0 | 0 | 0 | 0 | 0 | 0 |
| Robbery | 0 | 0 | 0 | 0 | 0 | 0 | 0 | 0 | 0 |

| | | | | | | | | | |
|----------------------|---|---|---|---|---|---|---|---|---|
| Aggravated Assault | 0 | 0 | 0 | 0 | 0 | 0 | 0 | 0 | 0 |
| Burglary | 0 | 0 | 0 | 0 | 0 | 0 | 0 | 0 | 0 |
| Motor Vehicle Theft | 0 | 0 | 0 | 0 | 0 | 0 | 0 | 0 | 0 |
| Arson | 0 | 0 | 0 | 0 | 0 | 0 | 0 | 0 | 0 |
| Theft/Larceny | 0 | 0 | 6 | 0 | 0 | 0 | 0 | 0 | 0 |
| Vandalism | 0 | 0 | 7 | 0 | 0 | 0 | 0 | 0 | 0 |
| Weapons Violations | 0 | 0 | 0 | 0 | 0 | 0 | 0 | 0 | 0 |
| Drug Violations | 0 | 0 | 0 | 0 | 0 | 0 | 0 | 0 | 0 |
| Alcohol Violations | 0 | 0 | 0 | 0 | 0 | 0 | 0 | 0 | 0 |
| Hate Crime (Assault) | 0 | 0 | 0 | 0 | 0 | 0 | 0 | 0 | 0 |

Special Category Arrests (Liquor, Drug, and Weapons)

| | On Campus | | | Non-Campus Property | | | Public Property | | |
|--------------------|-----------|------|------|---------------------|------|------|-----------------|------|------|
| | 2008 | 2009 | 2010 | 2008 | 2009 | 2010 | 2008 | 2009 | 2010 |
| ARRESTS | | | | | | | | | |
| Liquor Laws | 0 | 0 | 0 | 0 | 0 | 0 | 0 | 0 | 0 |
| Drug Violations | 0 | 0 | 0 | 0 | 0 | 0 | 0 | 0 | 0 |
| Weapons Possession | 0 | 0 | 0 | 0 | 0 | 0 | 0 | 0 | 0 |

Disciplinary Referrals*

**Alleged offenses reported to and investigated by Ohlone College authority officials.
Alleged offenders are referred for disciplinary action but are not arrested.**

| | On Campus | | |
|--------------------|-----------|------|------|
| | 2008 | 2009 | 2010 |
| ARRESTS | | | |
| Liquor Laws | 0 | 0 | 0 |
| Drug Violations | 0 | 0 | 0 |
| Weapons Possession | 0 | 0 | 0 |

Hate Crimes

2008 No hate crimes reported

2009 One (1) hate crime reported

2010 No hate crimes reported

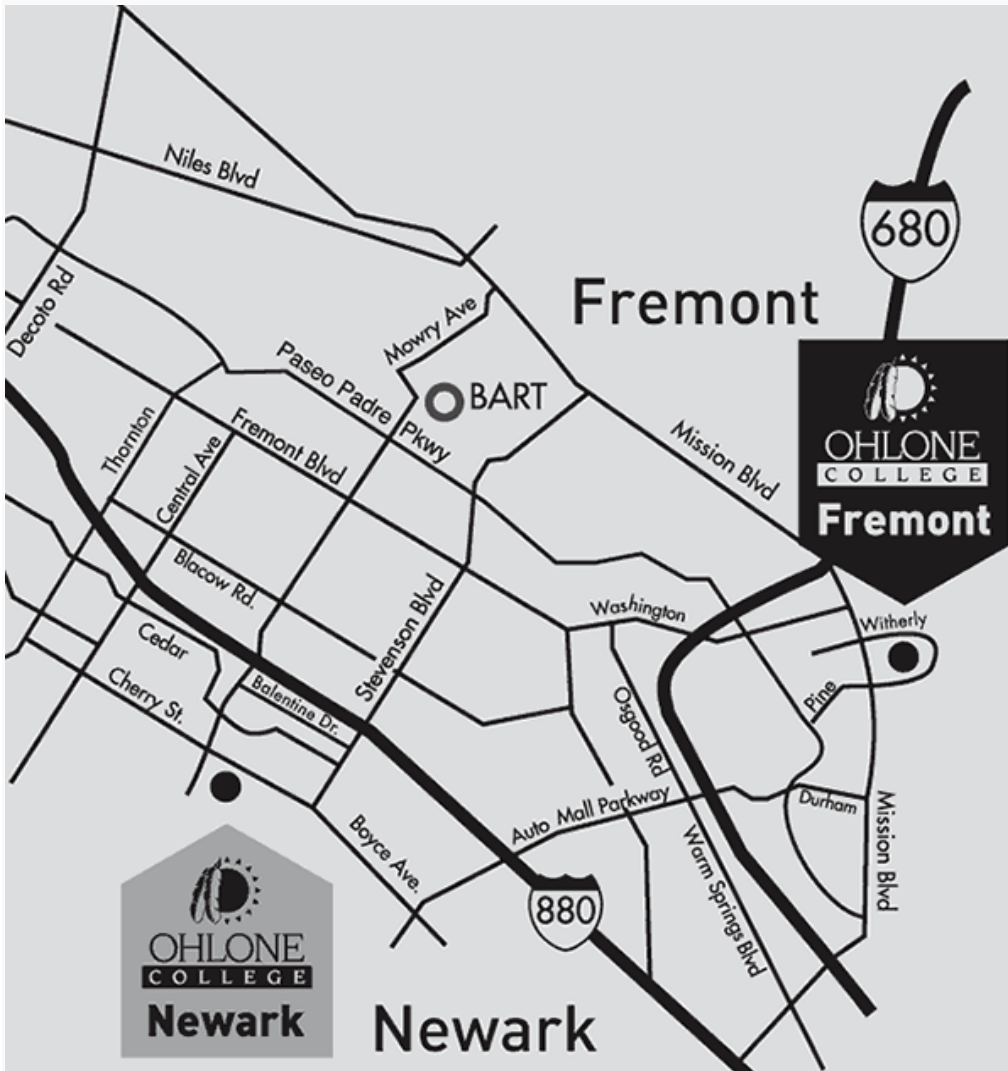
Ohlone College District Area Map with Campus Locations in Fremont and Newark - Maps, Directions, Transportation & Parking

Fremont Campus

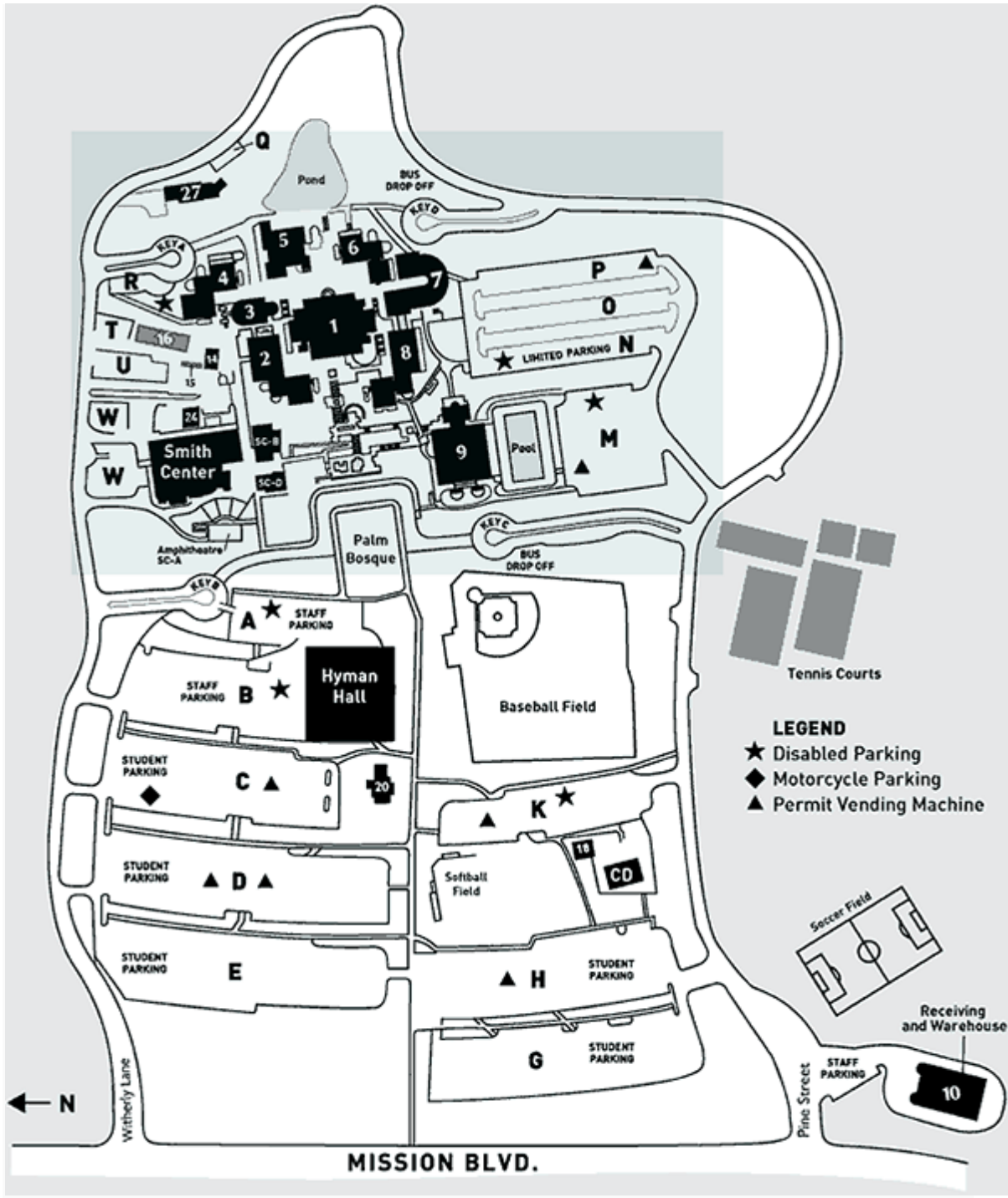
Ohlone College
43600 Mission Boulevard
Fremont, CA 94539-5847

Newark Campus

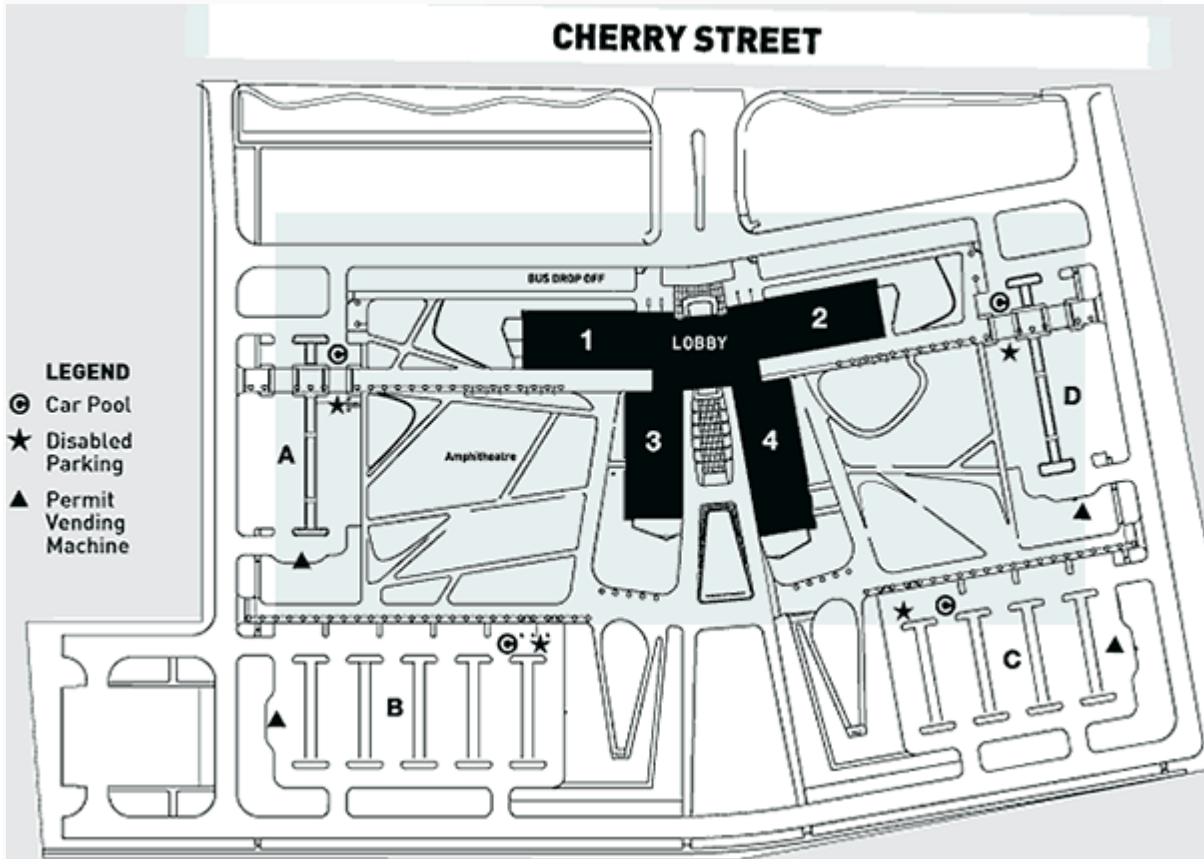
Ohlone College Newark Center
for Health Sciences and Technology
39399 Cherry Street
Newark, CA 94560-4902



Fremont Campus



Ohlone College Newark Center
for Health Sciences and Technology
39399 Cherry Street
Newark, CA 94560-4902



OHLONE COMMUNITY COLLEGE DISTRICT CAMPUS POLICE SERVICES

MISSION STATEMENT

The Ohlone Community College District Campus Police Services, Safety and Security Department is dedicated to the preservation of public safety by providing innovative and progressive service. Campus Police Services in partnership with the community is committed to promoting a safe and engaging learning environment where everyone can enjoy the challenges and rewards of obtaining or providing an education free from fear, harassment, or discrimination.

If you have any questions, comments, or concerns regarding any of the materials covered in this booklet, please contact the Ohlone College Campus Police Services at (510) 659-6111, or come to our main office located at 43600 Mission Boulevard, Building 20 in Fremont, CA 94539.