


# New Funding Formula – Enrollment and Metrics

November 7, 2018



# Three Approaches to New Funding Formula

- ▶ Enrollment (3-year average) and metrics
  - ▶ Budget efficiency and non-apportionment revenue sources
  - ▶ Changing formula
- 

# Where do Ohlone students come from?

Residence	Count	Percent
<b>Alameda County</b>	<b>8,272</b>	<b>86.6%</b>
<i>Fremont</i>	5,178	54.2%
<i>Newark</i>	1,045	10.9%
<i>Union City</i>	989	10.4%
<i>Hayward</i>	538	5.6%
<i>Pleasanton</i>	103	1.1%
<i>San Leandro</i>	93	1.0%
<i>Livermore</i>	88	0.9%
<i>Oakland</i>	63	0.7%
<i>Castro Valley</i>	60	0.6%
<i>Dublin</i>	43	0.5%
<i>San Lorenzo</i>	37	0.4%
<i>Other</i>	35	0.4%
<b>Santa Clara County</b>	<b>833</b>	<b>8.7%</b>
<i>Milpitas</i>	374	3.9%
<i>San Jose</i>	358	3.7%
<i>Other</i>	101	1.1%
<b>San Joaquin Valley</b>	<b>135</b>	<b>1.4%</b>
<i>Tracy</i>	49	0.5%
<i>Other</i>	86	0.9%
<b>Contra Costa County</b>	<b>115</b>	<b>1.2%</b>
<b>San Mateo County</b>	<b>36</b>	<b>0.4%</b>
<b>San Francisco City/County</b>	<b>33</b>	<b>0.3%</b>
<b>Other California counties</b>	<b>109</b>	<b>1.1%</b>
<b>Out of state/Foreign</b>	<b>21</b>	<b>0.2%</b>

- 75.5% of students reside within the District
- By District zip code:
  - 94538 (Fremont) – 1392
  - 94536 (Fremont) – 1200
  - 94587 (Union City) – 935
  - 94560 (Newark) – 913
  - 94539 (Fremont) – 791
  - 94555 (Fremont) - 438

# How are our students different?

Ethnicity	Statewide Average	Ohlone
African American	6%	4%
Asian	11%	37%
Filipino	3%	10%
Hispanic	46%	24%
Native American	0%	0%
Pacific Islander	0%	1%
White	26%	16%
Multi-Ethnic	4%	6%
Unknown	5%	2%

Enrollment Status	Statewide Average	Ohlone
First-time student	17%	9%
First-time transfer	3%	7%
Returning student	11%	13%
Continuing student	56%	67%

Age Group	Statewide Average	Ohlone
19 or less	28%	34%
20-24	32%	36%
25-29	14%	12%
30-34	7%	6%
35-39	5%	4%
40-49	6%	4%
50+	8%	3%

Day-Evening Status	Statewide Average	Ohlone
Day	74%	78%
Evening	17%	13%

Online Enrollments	Statewide Average	Percent
Students enrolled online	13%	19%


# Program Opportunities

<b>Growing Occupations in the Bay Area Not Already Served by Programs</b>		
<b>Occupation</b>	<b>Annual Openings (2017)</b>	<b>Annual Completers (2014)</b>
Personal Care Aides	19,402	170
Sales Representatives	7,515	286
Market Research/Marketing Specialists	6,143	304
Secretaries/Administrative Assistants	5,925	163
Electricians	3,523	358
Teachers' Assistants	3,318	6
Elementary School Teachers	2,732	1,363
Human Resource Specialists	2,588	235
Executive Secretaries	2,574	341
Nursing Assistants	2,322	749
Marketing Managers	2,138	353
Plumbers	1,947	59
Social and Human Services Assistants	1,265	246
Event Planners	629	6
Technical Writers	336	21
Library Assistants	321	28
Phlebotomists	262	188
Solar Voltaic Installers	259	0
Chemical Technicians	203	0
Cabinet Makers	197	4
Electrical and electronic Drafters	188	2
Human Resource Assistants	148	73
Surveyors	100	0


# Saturated Programs

<b>Select Bay Area Occupations and Regional Completers</b>		
<b>Occupation</b>	<b>Annual Openings (2017)</b>	<b>Annual Completers (2014)</b>
Medical Assistant	2,096	2,918
Hairdressers and cosmetologists	985	1,386
Construction Managers	981	8,387
Licensed Vocational Nurses	912	1,951
Pharmacy Technician	745	1,063
Massage Therapist	524	1,572
Dental Hygienist	413	829
Tax Preparer	411	1,045
Veterinary Assistant	402	810
Medical Records Technician	395	843
Paramedics and EMTs	323	1,052
Medical/Clinical Laboratory Technician	190	698
Occupational Therapist	177	900
Dieticians and Nutritionists	167	907

# Changes underway to increase enrollment and metrics (AA)

- ▶ Time blocks
  - ▶ 8-week classes
  - ▶ Increased online classes
  - ▶ Increasing number of certificates
- 

# Changes underway to increase enrollment and metrics (SS)

- ▶ Increasing number of financial aid recipients
  - ▶ Financial Aid workshops; outreach to high schools
  - ▶ AB 19
- 



# Changes in planning stages

## Academic Affairs

- ▶ Determining realistic targets for increasing metrics
- ▶ Noncredit programs
- ▶ Guided Pathways

## Student Services

- ▶ Services to students
  - ▶ Comprehensive Outreach Plan
- 

# Brainstorming Ideas

Including ....but not limited to...

- ▶ Credit FTES
  - ▶ Noncredit FTES
  - ▶ Financial Aid Awards
  - ▶ Degrees and Certificates Awarded / Transfer
  - ▶ Efficiencies / Productivity Improvements
- 