



## This Week on the Ohlone eCampus

Week of December 7, 2020

### Focus Topic: Getting Ready for Spring 2021

As we head into the final stretch of the semester, it is time to reflect on the successes and challenges you experienced online this fall. This is the best time to make changes for next semester while the memories are still fresh in your mind.

Here are a few suggestions for the end of the semester:

- ✓ As you are grading final exams, make notes of what you want to change. Better yet, open your spring canvas shell and make changes right away.
- ✓ Consider including an anonymous end of semester survey asking students what you should keep in the class, and what you could do without.
- ✓ Look at your assignments and exams and evaluate what you are really assessing.
- ✓ Think about how you might make one or two small changes to add that personal, human touch to your spring canvas shell. Need help? Check out this [How to Humanize Your Online Class graphic](#) for some tips from Michelle Pacansky-Brock.

And don't forget to celebrate your successes! We're looking for faculty willing to share success stories with their peers. Perhaps you tried a new, more authentic assessment this semester. What did that look like and how did your students do? Or, maybe you added a few more humanistic pieces into your Canvas course. What was the result? Please [send us an email](#) and let us give you a virtual pat on the back!!!

Your spring class shells are available and waiting for you to copy your content from fall or create anew. (If you have forgotten how to make a course copy, you'll find step-by-step instructions in [How do I copy a Canvas course into a new course shell?](#))

Then, kick off your shoes, put your feet up, and congratulate yourself on successfully surviving the semester!

### Professional Development:

We're winding down professional development opportunities during the holidays, but we're working like little elves to provide you with some great workshops in January. We'll continue to offer our

popular Make It Take It sessions during the week of January 5-8 and January 11-15 while you continue to develop course materials that are accessible and student-centered. There will be sessions on VoiceThread, Authentic Assessment, Canvas Pages, Teaching with Zoom, Canvas Studio, Rubrics, Humanizing Your Syllabus, and Creating a Welcoming Homepage – to name a few! During Learning College Week (LCW) we'll host Drop-In Office Hours twice a day on Tuesday, Wednesday, and Thursday. More specific information (dates, times, links) to come!

It is important to us that we meet your professional development needs; otherwise, it's like throwing a party and no one shows up. Please consider completing this [survey](#) to help the little elves as they plan professional development classes, workshops, and communication for the spring semester. Then we can all celebrate together at the party.

#### Additional Professional Development

- **VoiceThread Basics 1: Upload, Comment, and Share:** January 5 at 11:00 am [REGISTRATION REQUIRED](#)
- **VoiceThread Basics 2: Groups and Secure Sharing:** January 12 at 11:00 am [REGISTRATION REQUIRED](#)

#### eCampus Inspirations – Continue to Learn with Us



#### INSPIRATIONS – Creating Groups in Canvas

Day	Date	Time	Facilitator	Zoom Link
Wednesday	12/9	12:00 – 1:00 pm	eCampus	<a href="#">Meeting Link</a>

#### General Office Hours

We'll continue to hold [eCampus Office Hours](#) on **Tuesdays and Wednesdays from 3:30 – 5:00 pm through December 22**. Then, we will return during Learning College Week and provide greater availability to help you when you need it! Your success is our primary concern!

#### Minimum Qualifications Training

The last Minimum Qualifications Training (MQT) session before the start of spring 2021 semester is scheduled during Learning College Week – January 19, 20 and 21 from 6:30 – 8:30 pm. Any instructor scheduled to teach in a fully online and/or hybrid format must complete this 6-hour training. Talk with your Dean if you are unsure of the action to take. Mark your calendars today as this will be the last opportunity before the spring semester to meet the UFO training requirement for online teaching. If you have any questions please email [eCampus](#), otherwise register for MQT by completing [this form](#).

#### Equity Corner

This week we're sharing section E5 of the [Peralta Online Equity Rubric](#) that focuses on images and representations. This section not only focuses on selecting content that represents a broad diversity, but also provides students with a safe space to analyze those representations and inequalities. Our students are racially, ethnically, culturally, socially, and linguistically diverse, so it is imperative that we embrace a culturally responsive approach to teaching. One way to achieve culturally responsive teaching is by including a more diverse array of images - both decorative and content related images and using

textbooks that include diversity. For example, if you use PowerPoints during lectures, have you considered what images you include? If you write your own test questions, have you considered what names, places, activities, etc. you include? If you assign textbooks or novels, who authored the text and what representations are included? If you already use diverse images, texts, and representations, take your students to the next level by giving them a safe space to discuss the images, and analyze how specific groups of people are being represented.

Now, take some time to look deeply at your class. Is your class in alignment with this section? If so, great! What could you do to move your class to exemplary? If it is not in alignment, what can be done to include diverse images, and create opportunities to discuss the representations and inequalities?

Peralta Equity Rubric – E5: Images and Representation

Criteria	Incomplete	Aligned	Additional Exemplary Elements
<b>E5: Images and Representation</b>	Images and representations of people are homogenous and/or stereotypical, without acknowledgment or explanation.	Images and representations in the course reflect broad diversity; exceptions are explained and discussed.	Students analyze how images and representations impact inequalities.

Notes from Mary

We wanted to share with you some software updates that are occurring due to changes in contracts from the Chancellor’s Office. The [Spring 2021 Software and Tools Available to Ohlone Employees](#) document will provide you with a summary of changes as well as the tools Ohlone will continue to support. If you have questions, or are looking for options, please [contact eCampus](#).



# CANVAS

[Canvas Learning Management System](#)

provided by CCCC for Spring 2021.

*Ohlone continuing 24/7 Canvas phone support. Course template, feature, and design assistance available through eCampus.*



[Net Tutor and Pisces](#)

provided by CCCC and District for Spring 2021.

*All students have access to NetTutor online support accessed through Learning Center Shells in Canvas.*



[VOICETHREAD](#)

[VoiceThread Pro](#)

provided by District for Spring 2021.

*Asynchronous conversations and presentations with video, audio and text. Auto-captions included for faculty and students.*



# Labster

[Labster](#)

Provided by CCCC for Spring 2021.

*Labster offers mini virtual labs that can be delivered through Canvas. Contact eCampus for integration support in your course.*

# Respondus<sup>®</sup>

Assessment Tools for Learning Systems

[Respondus LockDown Browser](#)

provided by District for Spring 2021.




*Monitor is not included. Respondus is not compatible with personal Chromebooks.*



[Turnitin](#)

provided by District for Spring 2021.

*Ohlone's TurnItIn license is integrated into Canvas assignments. Faculty and students do not need individual accounts to use the tool.*

 <p><a href="#">Canvas Studio</a> Provided by CCCC for Spring 2021.</p> <p>Canvas Studio includes screen and webcam recording, video storage, auto-captions and editing tool, embedded quizzes, and one button Canvas integration.</p>	 <p><a href="#">3C Media Solutions</a> Provided by CCCC for Spring 2021.</p> <p>Free video storage and <b>AUTO</b>-generated captions*. As of November 2020, <b>FULL</b> captioning services will be <b>LIMITED</b> to courses with SAS students only.</p>	 <p><a href="#">Rev.com</a> Provided by District for Spring 2021.</p> <p>Video captioning service offered through VPAA office at Ohlone. Faculty can submit short, instructor created videos to have a caption transcript created. The transcript file will be sent to the faculty member to add to the video. Video storage in Vimeo will no longer be supported.</p>
 <p><a href="#">Starfish</a> Provided by District for Spring 2021.</p>	 <p><a href="#">Microsoft Teams</a> Provided by District for Spring 2021.</p>	<p><b>Additional Tools</b> Provided by District for Spring 2021.</p> <p>MS Office Suite (multiple devices downloads available); Adobe Acrobat Pro DC; ConferZoom with cloud storage</p>

\*Auto-generated captions are computer created and vary in accuracy. Editing will be required for compliance.